



Agilent OmniBER OTN Family

OmniBER OTN
communications
performance analyzer

Remote Control Manual



Agilent Technologies



• Agilent OmniBER OTN Family

Remote Control Manual



Agilent Technologies

Notices

(c) Agilent Technologies, Inc. 2003

No part of this manual may be reproduced in any form or by any means (including electronic storage and retrieval or translation into a foreign language) without prior agreement and written consent from Agilent Technologies, Inc. as governed by United States and international copyright laws.

Manual Part Number

J7230-90063

Edition

First Edition, Nov 21, 2003

Printed in United Kingdom

Agilent Technologies UK Limited
Scotstoun Avenue
South Queensferry
EH30 9TG United Kingdom

Warranty

The material contained in this document is provided 'as is', and is subject to being changed, without notice, in future editions. Further, to the maximum extent permitted by applicable law, Agilent disclaims all warranties, either express or implied, with regard to this manual and any information contained herein, including but not limited to the implied warranties of merchantability and fitness for a particular purpose. Agilent shall not be liable for errors or for incidental or consequential damages in connection with the furnishing, use, or performance of this document or of any information contained herein. Should Agilent and the user have a separate written agreement with warranty terms covering the material in this document that conflict with these terms, the warranty terms in the separate agreement shall control.

Technology Licenses

The hardware and/or software described in this document are furnished under a license and may be used or copied only in accordance with the terms of such license.

Safety Notices

CAUTION

A CAUTION notice denotes a hazard. It calls attention to an operating procedure, practice, or the like that, if not correctly performed or adhered to, could result in damage to the product or loss of important data. Do not proceed beyond a CAUTION notice until the indicated conditions are fully understood and met.

WARNING

A WARNING notice denotes a hazard. It calls attention to an operating procedure, practice, or the like that, if not correctly performed or adhered to, could result in personal injury or death. Do not proceed beyond a WARNING notice until the indicated conditions are fully understood and met.

Warning Symbols Used on the Instrument



The apparatus is marked with this symbol when the user should refer to the instruction manual in order to prevent risk of harm to the operator and to protect the apparatus against damage.

Contents

1 Methods of Remote Control

Introduction	21
Connecting the Instrument via GPIB	23
Operating Distances	23
Communication with the System Controller	23
Connecting the Instrument via RS-232-C	24
Connecting the Instrument via LAN	25
Command Prompt	26
Controlling the Instrument	27
To Initialize the Instrument	29
Remote Control Hints & Tips	30
Default Settings	30
Instrument Coupling	30
Error Checking	30
Command Completion	31
Set up Delays	31
Status Registers	32
Test Period Control	33

2 Common Commands

SCPI Command Format	37
Command Syntax	37
SCPI Long Form Command Headers	38
Linking Command Statements	38
Parameters	38
Standard Query Method	39
Remote Control Commands	41
INSTRument subsystem	42
Selftest Control	42
Selftest Results	42

OUTPut subsystem - Common Commands	45
SOURce subsystem	48
SOURce subsystem - Transmitter Common Commands	49
SOURce subsystem - Clock Function Commands	50
SOURce subsystem - Pattern Commands	52
SOURce subsystem - Test Functions	55
SOURce subsystem - Transmitter Error Test Functions	56
SOURce subsystem - Transmitter Alarm Test Functions	57
Alarm Stress Control	57
INPut subsystem	61
SENSE subsystem	64
SENSE subsystem - Receiver Common Commands	65
SENSE subsystem - Pattern Commands	66
SENSE Subsystem - Data Capture Common Commands	69
SENSE subsystem - ITU Analysis Control	70
SENSE subsystem - Signal Wizard Commands	76
SSC - Structure Scope	76
FETCh Subsystem - Data Capture Results Commands	79
SENSE subsystem - Common Result Commands	80
Time Based Results	80
Total Results	80
Last Second Results	80
Service Disruption Results	81
Optical Power Result	81
Frequency Results	81
ITU Analysis Results - M.2110	82
ITU Analysis Results - M.2120	82
SENSE subsystem - Test Timing	82
SENSE subsystem - Measurement Record System	85
STATus subsystem	88
SYSTem Subsystem	90
Remote Settings	92
Logging Commands	95
SYSTem Subsystem - Trigger Output Common Commands	97

Transmitter Trigger Output Commands	97
Receiver Trigger Output Commands	98
IEEE Common Capabilities	101
*CLS	101
*ESE <numeric>	101
*ESE?	101
*ESR?	101
*IDN?	101
*LRN?	102
*OPC	102
*OPC?	102
*OPT?	102
*PSC <numeric>	102
*PSC?	103
*RCL <numeric>	103
*RST	103
*SAV <numeric>	103
*SRE <numeric>	103
*SRE?	103
*STB?	104
*TRG	104
*TRG?	104
*WAI	104
*TST	104
*TST?	104

3 OTN Command Reference

OTN Command Reference	107
SOURce subsystem - Transmitter OTN Settings Commands	108
SOURce subsystem - Transmitter OTN Overhead Setup Commands	110
Overhead Byte Setup	110
Overhead Sequence Setup	113
SOURce subsystem - Transmitter Error Test Function	117
SOURce subsystem - Transmitter Alarm Test Functions	123

SOURce subsystem - Transmitter Frequency Offset Commands	128
SOURce subsystem - Transmitter GCC Insert Commands	130
SENSE subsystem - Receiver OTN Settings Commands	131
SENSe subsystem - Receiver GCC Drop Commands	133
SENSe subsystem - Data Capture Commands	134
SENSe subsystem - Receiver Overhead Monitor Commands	136
SENSe Subsystem - Signal Wizard OTN Frame Layer	139
SENSe subsystem - Result Returning Commands	140
OTN Last second Results	140
OTU Last second Results	140
ODU Last second Results	140
OTN Total Results	141
OTU Total Results	141
ODU Total Results	141
OTN Alarm Seconds Results	142
OTU Alarm Seconds Results	142
ODU Alarm Seconds Results	142
Implied Payload Offset Result	143
FETCh subsystem	144
OTN Overhead Monitor	144
OTN Overhead Trace Messages	145
OTN Data Capture	147
OTN Overhead Sequence Capture	148
FETCh Subsystem - Signal Wizard OTN Frame Layer	151
SYSTem Subsystem - Trigger Output OTN Commands	152

4 PDH/DSn Command Reference

OUTPut subsystem	157
SOURce subsystem - Transmitter Settings	158
Payload Commands	158
SOURce subsystem - Transmitter Test Signal Set up	160
SOURce subsystem - Transmitter Overhead Set up	165
Signaling Bits	165
Spare Bits	166

DS1 Loop Codes	169
DS3 FEAC Codes	172
SOURce subsystem - Clock Offset Test Function	177
SOURce subsystem - Transmitter Error Test Functions	178
SOURce subsystem - Transmitter Alarm Test Functions	183
INPut subsystem	186
SENSE subsystem - Receiver Settings	187
Payload Commands	187
SENSE subsystem - Receiver Test Signal Set Up	189
DS1 Loop Codes	193
SENSE subsystem - Result Returning Commands	195
Structured PDH Error Results	195
Structured PDH Analysis Results	195
Structured PDH Alarm Seconds Results	197

5 SDH Command Reference

SDH Command Reference	201
OUTPut subsystem	202
SOURce subsystem - Transmitter Settings	203
Mapping Settings	203
Mixed Mappings Settings	204
Virtual Concatenation Settings	205
AUG Numbering Selection	207
Tandem Connection Monitoring (TCM)	209
AU Layer Selection	210
TU Layer Selection	210
Payload Layer Selection	210
TUG Channel	211
Background Settings	212
SOURce subsystem - Transmitter Overhead Set up	215
Overhead Sequences Commands	232
SOURce subsystem - Clock Offset Test Function	236
SOURce subsystem - Transmitter Error Test Functions	237
SOURce subsystem - Transmitter Alarm Test Functions	242

SOURce subsystem - Pointer Adjust Test Functions	246
SOURce Subsystem - VCat Delay Test Function	250
SOURce subsystem - APS Messages	252
SOURce subsystem - DCC Insertion	259
INPUt subsystem	260
SENSe subsystem - Receiver Settings	261
Mapping Settings	261
Tandem Connection Monitoring (TCM)	262
AU Layer Selection	263
Mixed Mapping Settings	263
Virtual Concatenation Setup	264
TU Layer Selection	265
Payload Layer Selection	266
TUG Channel	267
SENSe subsystem - Receiver Overhead Monitor	269
Trace Identifier Mismatch Commands	269
SENSe subsystem - Data Capture Commands	273
SENSe subsystem - Receiver SDH Overhead Sequence Capture Commands	275
SENSe Subsystem - Signal Wizard SDH Frame Layer	278
AU - AU Layer	278
AU - AU Layer [SENSe:DATA?]	281
SENSe subsystem - Result Returning Commands	283
SDH Error Results	283
SDH Analysis Results	283
SDH Pointer Activity Results	285
SDH Alarm Seconds Results	286
SDH VCAT Delay Results	287
FETCh subsystem	288
SDH Data Capture Results	288
SDH Overhead Bytes	289
SDH Labelled Overhead Bytes	291
SDH Overhead Trace Messages	292
SDH Overhead Sequence Capture Results	294
FETCh Subsystem - Signal Wizard SDH Frame Layer	297

AU - AU Layer	297
SYSTEM Subsystem - SDH Trigger Output Commands	299

6 SONET Command Reference

OUTPut subsystem	305
SOURce subsystem - Transmitter Settings	306
Mapping Settings	306
Mixed Mappings Settings	307
Virtual Concatenation Settings	308
SPE Layer Selection	310
VT Layer Selection	311
Payload Layer Selection	312
VT Group	312
Background Settings	313
SOURce subsystem - Transmitter Overhead Set up	315
Overhead Sequences Commands	326
SOURce subsystem - Clock Offset Test Function	330
SOURce subsystem - Transmitter Error Test Functions	331
SOURce subsystem - Transmitter Alarm Test Functions	335
SOURce subsystem - Pointer Adjust Test Functions	338
SOURce Subsystem - VCat Delay Test Function	342
SOURce subsystem - APS Messages	344
SOURce subsystem - DCC Insertion	351
INPut subsystem	352
SENSe subsystem - Receiver Settings	353
Mapping Settings	353
SPE Layer Selection	353
Mixed Mapping Settings	355
Virtual Concatenation Setup	355
VT Layer Selection	357
Payload Layer Selection	357
VT Group	358
SENSe subsystem - Receiver Overhead Monitor	360
Trace Identifier Mismatch Commands	360

SENSe subsystem - Data Capture Commands	364
SENSe subsystem - Receiver SONET Overhead Sequence Capture Commands	366
SENSe Subsystem - Signal Wizard SONET Frame Layer	370
STS - STS Layer	370
STS - STS Layer [SENSe:DATA?]	372
SENSe subsystem - Result Returning Commands	375
SONET Error Results	375
SONET Analysis Results	375
SONET Pointer Activity Results	377
SONET Alarm Seconds Results	377
SONET VCAT Delay Results	378
FETCh subsystem	380
SONET Data Capture	380
SONET Overhead Bytes	381
SONET Labelled Overhead Bytes	383
SONET Overhead Trace Messages	384
SONET Overhead Sequence Capture Commands	386
FETCh Subsystem - Signal Wizard SONET Frame Layer	388
STS - STS Layer	388
SYSTem Subsystem - SONET Trigger Output Commands	390

7 GFP/LAPS/Ethernet Command Reference

SOURce Subsystem GFP/LAPS/Ethernet Command Reference	395
SOURCe Subsystem GFP Transmitter	396
SOURce Subsystem LAPS Transmitter	400
SOURce Subsystem Ethernet Transmitter	403
SENSe Subsystem GFP/LAPS/Ethernet Command Reference	408
SENSe Subsystem GFP Receiver	409
SENSe Subsystem LAPS Receiver	413
SENSe Subsystem Ethernet Receiver	416
SOURce subsystem - GFP/LAPS/Ethernet Error Test Functions	418
SOURce subsystem - Runt/Jumbo Test Functions	424
GFP/LAPS/Ethernet Results	425
GFP Error Results	425

LAPS Error Results	425
Ethernet Error Results	426
GFP Network Measurements	426
LAPS Network Measurements	427
Ethernet Network Measurements	427
GFP/LAPS Alarm Second Results	427
GFP/LAPS/Ethernet Calculated Measurements	428

8 Unframed Command Reference

Unframed Command Reference	431
SOURce subsystem - Transmitter UNFRamed Settings Commands	432
SOURce subsystem - Transmitter Error Test Function Commands	433
SOURce subsystem - Frequency Offset Test Function	436
SENSe subsystem - Receiver UNFRamed Settings Commands	437

9 Status Reporting

Status Reporting	441
General Status Register	441
Status Byte	442
Standard Event Status Register	443
QUEStionable Status Register	444
OPERation Status Register	445
INSTrument Status Register	446
DATA Status Register	447
ISUMmary Status Register	448
SSUMmary Status Register	449
SDH Status Register	450
SDH2 Status Register	452
SDH3 Status Register	453
SDH4 Status Register	454
SDH5 Status Register	455
NGSDh Status Register	457
SONet Status Register	458
SONet2 Status Register	459

SONet3 Status Register	460
SONet4 Status Register	461
SONet5 Status Register	462
NGSonet Status Register	464
OTNSummary Status Register	465
OTN Status Register	466
OTUNit Status Register	467
ODUNit Status Register	468
SPDH Status Register	469
M140 Status Register	470
M34 Status Register	471
M8 Status Register	472
M2 Status Register	473
DS3 Status Register	475
DS2 Status Register	476
DS1 Status Register	477
PMASk Status Register	478
Status Register Hierarchy	480
Programmed Status Reporting	482
Programming Interrupts	482
LOS + LOF	482
Interpreting Interrupts	483

10 General Information

SCPI Overview	487
GPIB Universal Commands	488
Device Clear (CLEAR)	488
Serial Poll (SPOLL)	488
Remote Enable (REMOTE)	488
Local Lockout (LOCAL LOCKOUT)	489
Local (LOCAL)	489

11 Backwards Compatibility

Backwards Compatibility	493
-------------------------	-----

Commands Provided for Backward Compatibility	496
:FEtCh	496
:INPut:TELeCom	499
:INSTRument	501
:OUTPut:TELeCom	501
:SOURce:CLOCK	504
:SOURce:DATA:TELeCom	506
:SOURce:DATA:TELeCom:SDH SONet	507
Alarm and Error Generation	508
Background	512
Mapping	513
MSP (APS) Messages	515
Overhead	517
Payload	519
Pointer	521
Path Overhead	524
Tandem Connection Monitoring	528
Functions	529
:SOURce:DATA:TELeCom:PDH	530
General Commands	530
Structured Test Signal	531
Alarm and Error Generation	532
Signaling Bits	535
DS3 FEAC	535
Spare Bits	536
DS1 Loopcodes	537
Patterns (Out Of Service)	537
:SENSe:DATA:TELeCom	538
:SENSe:DATA:TELeCom:SDH SONet	539
Mapping	540
Payload	541
Tandem Connection Monitoring	544
Functions	544
:SENSe:DATA:TELeCom:PDH	545

General Commands	545
Structured Test Signal	546
DS1 Loopcodes	547
ITU Analysis Control	547
Patterns (Out Of Service)	549
:SYSTem	551
Results Provided for Backward Compatibility	553
Alarm Seconds	553
Backwards Compatibility of STATUS commands	556
Commands	556
Non Supported Registers	556
Reused Registers	556
INSTrument Status Register	557
DATA Status Register	557
ISUMmary Status Register	557
SDH SONet Status Register	557
SDH2 SONet2 Status Register	558
SDH3 SONet3 Status Register	558
SPDH Status Register	558
M140 Status Register	559
M34 Status Register	559
M8 Status Register	559
M2 Status Register	560
DS3 Status Register	560
DS1 Status Register	560
OmniBER 718 Features/Commands Not Supported	561
Alarm Scan	561
ATM	561
External Clock Level	561
Jitter	561
Optical Stress Test	562
Overhead BER	562
Packet over SONET	562
PDH Equalisation	562


PDH Signaling	562
Pointer Sequences	562
Protected Monitor points	563
Round Trip Delay	563
Short term gating	563
Suppression of results	563
64kbit/s external clock format	563
Thru mode payload overwrite	563
Other commands	564
OmniBER 718 SENSE:DATA Results Not Supported	565
ATM	565
G826 ANALysis Results	565
Jitter	565
Overhead BER	565
Packet over SONET	565
Round Trip Delay	566
OmniBER 718 features with no SCPI support	567
Beep on error	567
Floppy Disk Control	567
Keyboard lock	567
Selftest Wavelength selection	567
Stored Settings	567
Trouble Scan	567
Workarounds for Incompatible OmniBER 718 Commands	569
DS3 FEAC	569
Overhead Data	569
Pointer Graph	569
Printer and Logging Control	569
PDH Output STATE	569
Stored Measurement Graphics	570
Trace messages	570
Workarounds for Incompatible OmniBER 718 SENSE:DATA Results	572
Alarm Seconds	572

12 SCPI Error Messages

SCPI Error Messages	577
No Error	578
Command Errors [-199, -100]	579
Execution Errors [-299, -200]	585
Query Errors [-399, -300]	592
Query Errors [-499, -400]	594

13 General Index

14 Command Index



1

Methods of Remote Control

Introduction	21
Connecting the Instrument via GPIB	23
Connecting the Instrument via RS-232-C	24
Connecting the Instrument via LAN	25
Command Prompt	26
Controlling the Instrument	27
To Initialize the Instrument	29
Remote Control Hints & Tips	30



1 Methods of Remote Control

Introduction

The Instrument can be remotely controlled in one of four ways, each of which is configured via the Remote Control Setup dialog which is available from the main menu.

GPIB	Provides a parallel interface that allows the connection of other devices to the system for example: Frequency Counter; Printer; Signal Generator. Allows great flexibility in communicating data and controlling data and provides one of the easiest methods of constructing automatic systems. If long distance communication is required, suitable GPIB Extenders must be connected within the test system at both ends of the communication link.
RS-232-C	Provides a serial interface that can be connected directly to the RS-232-C port of a terminal or computer. Only the controller and the Instrument can be connected within the system. If long distance communication is required, the Instrument can be connected directly to the RS-232-C port of a Modem and controlled via a telephone line.
LAN	Provides a parallel interface that allows the connection of other instruments and controllers to the system

1 Methods of Remote Control

for example: workstations; other instruments; other test sets that have a LAN interface.

Connecting the Instrument via GPIB

The following points should be considered when connecting the Instrument via GPIB:

- Operating distances
- Communication with the system controller

Operating Distances

1. The total length of GPIB cable must not exceed 2 meters (6 feet) * the number of devices in the system.
2. The total length of GPIB cable, used to interconnect all devices in the system, must not exceed 20 meters (65 feet).

Operating distances can be increased by using GPIB Extenders.

Communication with the System Controller

Each device in the system must have a unique address to allow the controller to access each one individually. Any address in the range 0 to 30 can be selected.

Connecting the Instrument via RS-232-C

Remote control via RS-232-C requires that the Instrument RS 232-C interface settings match those of the controller. The Instrument acts as a DTE (Data Terminal Equipment).

Table 1-1 Instrument RS-232-C port connections

Instrument Pin #	Signal	Input/Output
1	DCD	Input
2	RXD	Input
3	TXD	Output
4	DTR	Output
5	GND	GND
6	DSR	Input
7	RTS	Output
8	CTS	Input
9	N/A	N/A

Connecting the Instrument via LAN

Obtain the following information from your LAN System Administrator before connecting to the LAN:

- IP address (Example 156.144.180.205)
- Subnet Mask (Example 255.255.248.000).
- Default Gateway IP Address (Example 156.144.176.100).

The PORT NUMBER has a default value of 5001. A unique MAC ADDRESS is assigned to the Instrument at the time of shipment.

Now configure the Instrument to accept the IP address, Subnet Mask, Default Gateway IP Address and new Port Number as required.

Connect the Instrument LAN interface to the LAN network.

Command Prompt

Available for LAN and RS-232-C.

The Command Prompt mode allows the instrument to be controlled interactively and provides the following features:

- When connection is established the Instrument responds with a prompt string.
- Characters sent to the Instrument are echoed back to the terminal. If a command is wrongly entered then the Status Byte (STB) is flagged as follows:

STB: [EEQ]

This shows that the EEQ bit is set, indicating a message in the error/event queue. This can be retrieved using the command SYST:ERR?

Controlling the Instrument

The simplest way to verify the connection and become familiar with remote RS-232-C operation is to send a few commands and observe their effect. In this example using a terminal we will

- Take the Instrument under remote control
- Initialize the Instrument
- Read the contents of the error register
- Start a test period
- Add errors
- Obtain the result (Option dependent)
- Return the Instrument to local operation

Table 1-2 Example sequence of SCPI commands

Terminal Input	Comment
:SYST:REM	Takes the Instrument under remote control. An indicator will light.
*RST	Default settings, registers cleared.
:SYST:ERR?	The SCPI Error Message and number can be read, even in local operation mode. (+0, "No error")
:SENS:DATA:TEL:TEST:TYPE MAN	Selects a manual test period.
:SENS:DATA:TEL:TEST ON	Starts the manual test period.
:SOUR:DATA:TEL:ERR:SING	Adds a single bit error.
:SOUR:DATA:TEL:ERR:SING	Adds a single bit error.
:SOUR:DATA:TEL:ERR:SING	Adds a single bit error.
:SENS:DATA:TEL:TEST OFF	Halts the manual test period.

1 Methods of Remote Control

:SENS:DATA? "ECO:BIT"	Returns the bit error count in numeric form, in this example 3.
:SYST:LOC	Returns the Instrument to local control. The remote indicator is extinguished.

To Initialize the Instrument

Regardless of the current set up, the following command will initialize the Instrument. It sets the Instrument to the factory default settings and clears all registers. It will halt any applications currently running.

```
*RST
```

It is recommended that you do not rely on default settings but program each setting to what you require.

Remote Control Hints & Tips

This section gives some Hints & Tips on how to control the Instrument via remote control. Before writing any program to control the Instrument it may help to manually go through the steps required to set up the desired configuration. The order in which you should send the corresponding SCPI commands will usually follow the order in which you set up the Instrument from the Front Panel.

Default Settings

In general, default settings should not be assumed. It is recommended that each instrument setting should be explicitly programmed to the desired value.

Also commands that affect higher level settings such as Signal Rate or Payload Type should be sent before commands to set up lower level settings e.g. Pattern. This is because, in some cases, higher level setting changes can affect the values of lower settings.

Instrument Coupling

If you wish to set the Instrument Transmitter and Receiver to the same settings then you can save time by selecting Transmitter/Receiver Coupling. Depending upon the direction of coupling set (ie Tx to Rx or Rx to Tx), programming either the Receiver or the Transmitter will cause the coupled Transmitter or Receiver to be similarly programmed.

To turn coupling on use the command
:INSTRument:COUPLE

Error Checking

It is recommended that, when sending SCPI commands to the Instrument, you also periodically send the SYSTem:ERRor? command to check for any Remote Control Errors reported by the instrument.

This command returns 0, "No Error" if there are no errors in the error queue. If the SYSTem:ERRor? command is sent after every set up command then it makes debugging any reported

errors much easier since you will know exactly which command caused the error.

The actual error queue within the Instrument can be cleared by sending the *CLS command.

Command Completion

When programming the instrument over RS-232-C, it is important to realize that a buffer exists in the Instrument between the RS-232-C port and the SCPI parser.

The effect of this is that even if the Instrument accepts the last character of a command, it cannot be assumed that it will immediately be executed - there could be several commands ahead of this one waiting in the buffer.

If you need to know when a command, or sequence of commands has been accepted by the instrument, follow them with a query command. When the response to the query command is returned, then you know that all commands prior to that have been executed.

Suitable query commands to use are *OPC? or SYS-Tem:ERRor? (which also gives the additional benefit of error checking as described above).

Note that this effect does not apply with GPIB. When GPIB is used to remotely control the Instrument then, after the last character of a SCPI command has been accepted by the instrument, its execution is imminent. However, it is still good practice to send SYSTem:ERRor? after each command in order to check for error free completion.

Set up Delays

Even after the Instrument has accepted a SCPI command it may take some time for it to execute the requested operation (e.g. payload change, single error add). It is therefore recommended that at least 250 ms is allowed after the command has completed before expecting the instrument operation to occur. One way of determining if such delays exist is to perform the desired operation manually using the Instrument's Front Panel and checking if there is any noticeable delay in execu-

tion.

Status Registers

Status registers in general are only updated every 100 ms by the Instrument. Therefore you should avoid reading them any faster than that since, although it does not do any harm if they are read faster, it means that less processing power will be available to update the display.

If you need to detect a status register bit that is momentarily changing state, avoid using the condition register in the hope of catching both states. Instead it is much better to program the PTRansition and NTRansition registers to catch the event of interest, and then use the event register to monitor for the event.

For example, say you wished to detect when the K1 and K2 bytes in the Multiplex Section Line Overhead of a STM-1/STS-3 signal have changed. There is a K1K2 bit defined (DB6) in the SDH2/SONet2 Status Register that is set when these bytes change value.

However, if you monitored the SDH2/SONet2 status register simply by sending the STATus:SDH2:CONDition? or STATus:SON2:CONDition? command then it is very likely that you would miss any transition in the K1K2 bit.

A better method is as follows.

1. Set transition filter to pass positive transitions in K1K2 (DB6)
:STATus:SDH2:PTR 64;NTR 0
2. Periodically read SDH2 event register.
:STATus:SDH2:EVENT?
3. Periodically read SONet2 event register
:STATus:SONet2:EVENT?
4. Check for K1K2 (DB6) being set.

Using this technique you will detect any changes in the K1 and

K2 bytes.

If you needed to monitor a number of status bits then using this method would not be ideal since it would have the disadvantage of having to regularly read a number of status registers. A general rule is to minimize the number of status register reads required and, to achieve this, use can be made of the Summary registers. For details on how to use the Summary registers and also the SRQ mechanism (GPIB only) see "Programmed Status Reporting".


Test Period Control

There are a number of status register bits that can be used to indicate the state of the Instrument's measurement system.

When you send the start Test Period command to the Instrument you should check the MEAS bit (DB4) in the OPERATION status register. This is because the Instrument takes a finite period of time to start the Test Period. When the MEAS bit is set to one it means that the Instrument is in the Test Period.

If it is required to retrieve Last second results while the Instrument is in the Test Period then the STP bit (DB6) in the INSTRUMENT status register can be used to determine when last second results can be read i.e. when the first last second test period has completed.

The EOT bit (DB2) in the INSTRUMENT status register can be used to determine when the Instrument Test Period period is complete.



2

Common Commands

SCPI Command Format	37
Remote Control Commands	41
INSTRument subsystem	42
OUTPut subsystem - Common Commands	45
SOURce subsystem	48
SOURce subsystem - Transmitter Common Commands	49
SOURce subsystem - Clock Function Commands	50
SOURce subsystem - Pattern Commands	52
SOURce subsystem - Test Functions	55
SOURce subsystem - Transmitter Error Test Functions	56
SOURce subsystem - Transmitter Alarm Test Functions	57
INPut subsystem	61
SENSe subsystem	64
SENSe subsystem - Receiver Common Commands	65
SENSe subsystem - Pattern Commands	66
SENSe Subsystem - Data Capture Common Commands	69
SENSe subsystem - Signal Wizard Commands	76
FETCh Subsystem - Data Capture Results Commands	79
SENSe subsystem - Common Result Commands	80
STATus subsystem	88
SYSTem Subsystem	90
SYSTem Subsystem - Trigger Output Common Commands	97
IEEE Common Capabilities	101

This chapter contains general information on SCPI commands, and detailed information on the commands that are common for all types of instrument operation.



2 Common Commands

SCPI Command Format

Instrument functions such as making measurements, retrieving data, and querying status, are performed by stringing together SCPI "nodes" into commands. The SCPI commands are based on a hierarchical structure called a "subsystem" that comprises a top level "root" node and one or more lower-level nodes and their parameters as follows:

:INPut:TELEcom:CODE <CMI> or <AMI> or <HDB3>

:INPut is the root node

:TELEcom is a second level node

:CODE is a third level node

CMI, AMI and HDB3 are parameters of the third-level:CODE node.

Command Syntax

Commands are shown as a mix of upper and lowercase characters.

Commands can be abbreviated for shorter program line lengths. The uppercase characters define the abbreviated form of the command.

Commands are formed by linking the root node with lower-level nodes. A colon (:) is used to link nodes. If the command requires a parameter, a space must separate the lowest level node and the parameter. If there is more than one parameter, a comma (,) is used to separate the parameters.

Examples of typical commands and their abbreviated form are shown below:

:INPut:TELEcom:CODE AMI	full form
:INP:TEL:CODE AMI	abbreviated form
:SOURce:DATA:TELEcom:PATTern PRBS23	full form
:SOUR:DATA:TEL:PATT PRBS23	abbreviated form

SCPI Long Form Command Headers

The general rule for SCPI long form command nodes that are greater than four characters in length is as follows:

Abbreviated short form mnemonics - the first four characters from the long form mode are used unless the fourth character is a vowel. In such cases, the vowel is dropped and only the first three characters are used.

If the node is four characters long then all four characters are used, irrespective of whether the fourth character is a vowel or not.

Linking Command Statements

Command statements can be linked using semicolons (;). For example:

```
:INPut:TELEcom:CODE  
AMI;:SOURce:DATA:TELEcom:PATtern PRBS23
```

Parameters

In this manual, parameters are shown in angled brackets < >. There are five parameter types used in commands as listed in table 2-1.

Table 2-1 Parameter Types

Parameter Types	Description
<numeric>	All commonly used decimal numbers including optional signs, decimal points, and scientific notation. Examples are 123, 123E2, -123, -1.23E2, .123, .123E2 and 1.2300E-01. Special cases include MINimum and MAXimum. A numeric parameter can also be specified in hex, octal, and/or binary. Examples are #H7B, #Q173 and

	#B11110111.
<boolean>	A single binary condition that is either true or false. Examples are ON, OFF, 1 and 0.
<discrete>	Values that are represented by a string of alphanumeric characters. Examples are INTernal and EXTernal.
<string>	Any set of ASCII characters enclosed within single quotes or double quotes. Examples are '1111111111111111' and "0000000000000000".
<block>	Used to transfer large quantities of related data. Blocks can be sent as definite length blocks (#<numeric><numeric>) or indefinite length blocks (#0).

Occasionally, a command may use more than one parameter of the same type. When this occurs, the order of the parameters used in the command will map to the order of the individual parameter descriptions.

Standard Query Method

In this manual, commands that can be used to both set and query values use a standard format. These commands will be marked with the text:

"This command has an equivalent query which is defined using the standard query method."

To query one of these commands, call the command in the same way as the set method but append a "?" at the end of the command name and before any parameters.

2 Common Commands

You will pass all parameters to the command as before except the last one as this will be the return value of the query. E.g. ABCD:EFGHij <1>, <2>, <3> -> ABCD:EFGHij? <1>, <2> and returns <3>

Examples:

:SOURce:CLOCK:SOURce <discrete> set command becomes
:SOURce:CLOCK:SOURce? and returns the value <discrete>

:SOURce:DATA:TELEcom:SDH:TUG3:BACKground:PAYLoad:P
ATTern <numeric>, <discrete> set command becomes
:SOURce:DATA:TELEcom:SDH:TUG3:BACKground:PAYLoad:P
ATTern? <numeric> and returns the value <discrete>.

Remote Control Commands

The remote control commands in this manual have been grouped into Sections that relate to instrument functions. These have then been split into Subsystems.

The Subsystems used in the Instrument are listed in table 2-2.

Table 2-2 SCPI Subsystems

Instrument Functions	Subsystem
To control SIGNAL OUT port	:OUTPut
To control instrument coupling.	:INSTrument
To control the transmitter data.	:SOURce
To control the SIGNAL IN port.	:INPut
To control the receiver results and graphics	:SENSe
To obtain results directly accumulated by the instrument.	:FETCh
To control the instrument misc. functions eg data setting.	:SYSTem
To control Status Reporting.	:STATus

INSTRument subsystem

The INSTRument subsystem is used to control the coupling between the transmitter and the receiver.

:INSTRument:COUPlE <discrete>

<discrete> =	OFF	Independent
	TXRX	Coupled Tx to Rx
	RXTX	Coupled Rx to Tx

After a reset the receiver and transmitter coupling will be OFF. If the instrument is testing and the receiver and transmitter are coupled, changing certain transmitter settings will generate an error because the coupled receiver setting cannot be changed because of testing lock.

:INSTRument:COUPlE?

Returns: <discrete>

Selftest Control

***TST**

This command initiates a selftest with Test Group. It forces the run all-tests/selectedtest selection to all-tests. The selftest will stop when the first of the three events below occurs:

- Five selftest errors have been detected
- The complete run of all selftests have completed
- The command INSTRument:TEST:STOP is received

:INSTRument:TEST:STOP

Causes the selftest to terminate after the current subtest completes. This command is ignored if the instrument is already self-testing.

Selftest Results

:INSTRument:TEST:FAIL:NUMBer?

Returns: <numeric>

Returns the number of failures in the last selftest run.

:INSTRument:TEST:FAIL:DATE? <numeric>

<numeric> = 1 to 5 Number of error detected

Returns: <numeric>

Returns the date of failure of the selected error detected in the last selftest run. The range of <numeric> is 1 to the number of failures in the last selftest run, up to a limit of five. The parameter is optional and would default to 1.

:INSTRument:TEST:FAIL:TIME? <numeric>

<numeric> = 1 to 5 Number of error detected

Returns: <numeric>

Returns the time of failure of the selected error detected in the last selftest run. The range of <numeric> is 1 to the number of failures in the last selftest run, up to a limit of five. The parameter is optional and would default to 1.

:INSTRument:TEST:FAIL:INSTRument:TEST? <numeric>

<numeric> = 1 to 5 Number of error detected

Returns: <string>

Returns a string describing the test of the selected error detected in the last selftest run. The range of <numeric> is 1 to the number of failures in the last selftest run, up to a limit of five. The parameter is optional and would default to 1.

:INSTRument:TEST:FAIL:SUBTest? <numeric>

2 Common Commands

<numeric> = 1 to 5 Number of error detected

Returns: <string>

Returns a string describing the subset of the selected error detected in the last selftest run. The range of <numeric> is 1 to the number of failures in the last selftest run, up to a limit of five. The parameter is optional and would default to 1.

:INSTrument:TEST:FAIL:DESCription? <numeric>

<numeric> = 1 to 5 Number of error detected

Returns: <string>

Returns a string describing the failure of the selected error detected in the last selftest run. The range of <numeric> is 1 to the number of failures in the last selftest run, up to a limit of five. The parameter is optional and would default to 1.

:INSTrument:TEST:FAIL:CODE? <numeric>

<numeric> = 1 to 5 Number of error detected

Returns: <numeric>

Returns the failure code of the selected error detected in the last selftest run. The range of <numeric> is 1 to the number of failures in the last selftest run, up to a limit of five. The parameter is optional and would default to 1.

OUTPut subsystem - Common Commands

The OUTPut subsystem contains commands that control the characteristics of the instrument's output ports.

:OUTPut:TELEcom:INTERface <discrete>

<discrete> =	ELECTrical	Electrical Interface
	OPTical	Optical Interface

Selects the output port interface as either electrical or optical.

:OUTPut:TELEcom:INTERface?

Returns: <discrete>

:OUTPut:TELEcom:TERMination <discrete>

<discrete> =	UNB75	75 ohm unbalanced line
	BAL100	100 ohm balanced line
	BAL120	120 ohm balanced line

Selects the electrical termination of the output port.

:OUTPut:TELEcom:TERMination?

Returns: <discrete>

:OUTPut:TELEcom:LEVel <discrete>

<discrete> =	DSX	450feet simulated cable
	HIGH	DS3 only
	FT900	900feet simulated cable
	LOW	DS1 only

Selects the interface output level for the output port.

2 Common Commands

:OUTPut:TELEcom:LEVel?

Returns: <discrete>

:OUTPut:TELEcom:CODE <discrete>

<discrete> =	NRZ	optical only
	CMI	140Mb/s only
	B3ZS	DS3
	HDB3	34Mb/s,8Mb/s,2Mb/s
	B8ZS	DS1
	AMI	DS1

Selects the interface line code for the output port.

:OUTPut:TELEcom:CODE?

Returns: <discrete>

:OUTPut:TELEcom:WAVelength <discrete>

<discrete> =	NM1310	1310nm wavelength
	NM1550	1550nm wavelength

Selects the optical wave;length of the output port.

:OUTPut:TELEcom:WAVelength?

Returns: <discrete>

:OUTPut:TELEcom:LASer <boolean>

<boolean> =	OFF	Select Laser Off
	ON	Select Laser On

Controls the state of the laser (ON or OFF) on the Optical module.

:OUTPut:TELEcom:LASer?

Returns: <boolean>

SOURce subsystem

The SOURce subsystem contains commands that allow the transmitter settings to be set. The commands within the SOURce subsystem have been arranged as follows:

Chapter 2	SOURce subsystem - Transmitter Common Commands	COMMON
Chapter 3	SOURce subsystem - Transmitter OTN Set- tings Commands	OTN
Chapter 4	SOURce subsystem - Transmitter Settings	PDH
Chapter 5	SOURce subsystem - Transmitter Settings	SDH
Chapter 6	SOURce subsystem - Transmitter Settings	SONET
Chapter 7	SOURce subsystem - Transmitter UNFRamed Settings Commands	UNFRAMED

Where commands are applicable to more than one category these are included in all the applicable categories.

SOURce subsystem - Transmitter Common Commands

:SOURce:DATA:TELEcom:MODE <discrete>

<discrete> =	OTN	OTN Mode
	SDH	SDH Mode
	SONet	SONET Mode
	PDH	PDH Mode
	UNFRamed	Unframed Mode

Selects the transmitter mode.

:SOURce:DATA:TELEcom:MODE?

Returns: <discrete>

:SOURce:DATA:TELEcom:THRU <boolean>

<boolean> =	OFF	Select Normal Mode
	ON	Select Thru Mode

Selects/Deselects THRU mode.

:SOURce:DATA:TELEcom:THRU?

Returns: <boolean>

:SOURce:DATA:TELEcom:SOURce?

<discrete> = PDH | SDH | SONet | PDH | UNFRamed

Query the transmitter signal type.

SOURce subsystem - Clock Function Commands

:SOURce:CLOCK:SOURce <discrete>

<discrete> =	INTernal	Internal
	EXTernal	External
	RECovered	Recovered

Selects the Clock Source for the transmitter.

:SOURce:CLOCK:SOURce?

Returns: <discrete>

:SOURce:CLOCK:RECovered <discrete>

<discrete> =	RSTM0 RSTS1	52Mb/s Electrical Rx
	ROPT0 ROC1	52Mb/s Optical Rx
	RSTM1 RSTS3	155Mb/s Electrical Rx
	ROPT1 ROC3	155Mb/s Optical Rx
	ROPT4 ROC12	622Mb/s Optical Rx
	ROPT16 ROC48	2.4Gb/s Optical Rx
	ROPT64 ROC192	9.6Gb/s Optical Rx
	ROTU1	2.66Gb/s Optical Rx
	ROTU2	10.71Gb/s Optical Rx
	R140M	140Mb/s
	R34M	34Mb/s
	R8M	8Mb/s
	R2M	2Mb/s
	RDS3	DS3
	RDS1	DS1

:SOURce:CLOCK:RECovered?

Returns: <discrete>

:SOURce:CLOCK:FORMat <discrete>

<discrete> =	M10Clock	10MHz Reference Clock
	M2Clock	Clock Format
	M2Data	Data Format
	DS1Data	DS1 bit rate

Selects the transmitter External clock sync source format.

:SOURce:CLOCK:FORMat?

Returns: <discrete>

SOURce subsystem - Pattern Commands

:SOURce:DATA:TELEcom:PATtern:TYPE <discrete>

<discrete> =	PRBS	Select PRBS Pattern
	WORD	Select Word Pattern
	TCELL	Select Agilent Test Cell

Selects the transmitter payload Pattern Type, pseudo random sequence or a word type pattern.

:SOURce:DATA:TELEcom:PATtern:TYPE?

Returns: <discrete>

:SOURce:DATA:TELEcom:PATtern:TYPE:PRBS <discrete>

<discrete> =	PRBS9	$2^9 - 1$
	PRBS11	$2^{11} - 1$
	PRBS15	$2^{15} - 1$
	PRBS20	$2^{20} - 1$
	PRBS23	$2^{23} - 1$
	PRBS31	$2^{31} - 1$
	QRSS	$2^{20} - 1$ with 14 consecutive zero limit

Selects the Transmitter Payload Pattern. Used if :SOURce:DATA:TELEcom:PATtern:TYPE <discrete> is set to PRBS.

:SOURce:DATA:TELEcom:PATtern:TYPE:PRBS?

Returns: <discrete>

:SOURce:DATA:TELEcom:PATtern:TYPE:WORD <discrete>

<discrete> =	PRESet	Selects a preset word
	USER	Selects user word

Selects the transmitter Payload Word Pattern type as either a preset word or a user generated word. This command is used if :SOURCE:DATA:TELEcom:PATtern:TYPE <discrete> is set to WORD.

:SOURCE:DATA:TELEcom:PATtern:TYPE:WORD?

Returns: <discrete>

:SOURCE:DATA:TELEcom:PATtern:TYPE:WORD:PRESet <discrete>

<discrete> =	ALL0	All zeros
	ALL1	All ones
	B1010	Word 1010
	B1000	Word 1000
	STress	3-in-24 stress pattern
	B1IN8	1-in-8 test pattern
	B2IN8	2-in-8 test pattern
	OCT55	55 octet test pattern (uses Daly pattern as per ANSI TI.403

Selects the transmitter payload preset Word Pattern. This command is used when :SOURCE:DATA:TELEcom:PATtern:TYPE:WORD <discrete> is set to PRESet.

:SOURCE:DATA:TELEcom:PATtern:TYPE:WORD:PRESet?

Returns: <discrete>

:SOURCE:DATA:TELEcom:PATtern:TYPE:WORD:USER <numeric>

<numeric> =	0 to 65535	Payload user word
-------------	------------	-------------------

2 Common Commands

Sets the Transmitter Payload User Word Pattern, Hex and binary patterns can be entered using the #h and #b forms, width of word is 16 bits.

This command is used when :SOURce:DATA:TELEcom:PATtern:TYPE:WORD <discrete> is set to USER.

:SOURce:DATA:TELEcom:PATtern:TYPE:WORD:USER?

Returns: <numeric>

:SOURce:DATA:TELEcom:PATtern:TYPE:TCELI:TSID <numeric>

<numeric> = 00000000..FFFFFFFF Test Cell Stream Identifier

Sets the value of the stream identifier within the Agilent Test Cell.

:SOURce:DATA:TELEcom:PATtern:TYPE:TCELI:TSID?

Returns: <numeric>

:SOURce:DATA:TELEcom:PATtern:POLarity <discrete>

<discrete> =	NINVerted	Pattern Non-Inverted
	INVerted	Pattern Inverted

Sets the polarity of the PRBS pattern of the transmitter.

:SOURce:DATA:TELEcom:PATtern:POLarity?

Returns: <discrete>

SOURce subsystem - Test Functions

:SOURce:DATA:TELEcom:TFUNction:DISable

Disables ALL test functions running.

SOURce subsystem - Transmitter Error Test Functions

:SOURce:DATA:TELEcom:ERRor:GROup <discrete>

<discrete> =	PHYSical	Physical Errors
	OTN	OTN Errors
	SECTion	Section Errors
	PATH	Path Errors
	TCM	SDH Tandem Connection Monitor Errors
	PDH	PDH errors
	PATtern	Pattern Errors
	GFP	GFP Errors
	LAPS	LAPS Errors
	EOS	Ethernet Errors

Selects the transmit test function Error Group. Further selection of the specific alarm is required using the OTN, SDH, SONet or PDH ALARm commands. Selection of PATtern results in BIT error type being selected.

:SOURce:DATA:TELEcom:ERRor:GROup?

Returns: <discrete>

:SOURce:DATA:TELEcom:ERRor:SINGle

Injects a single error.

SOURce subsystem - Transmitter Alarm Test Functions

:SOURce:DATA:TELEcom:ALARm:GROup <discrete>

<discrete> =	PHYSical	Physical Alarms
	OTN	OTN Alarms
	SECTion	Section Alarms
	PATH	Path Alarms
	VCAT	VCat Alarms
	TCM	SDH Tandem Connection Mode Alarms
	PDH	PDH Alarms
	GFP	GFP Alarms
	LAPS	LAPS Alarms

Selects Alarm Group. Further selections from the group alarms must be made using OTN, SDH, SONet and PDH ERRor commands. Also, :SOURce:DATA:TELEcom:ALARm <boolean> should be set to ON to activate the alarm selected.

:SOURce:DATA:TELEcom:ALARm:GROup?

Returns: <discrete>

:SOURce:DATA:TELEcom:ALARm <boolean>

<boolean> = 0 or OFF
1 or ON

Enables and disables Alarm Generation.

:SOURce:DATA:TELEcom:ALARm?

Returns: <boolean>

Alarm Stress Control

:SOURce:DATA:TELEcom:ALARm:STResS:TYPE <discrete>

<discrete> = NONE
PULSe
SEQuence
SINGle

Selects the Alarm Stress type for the currently selected alarm. The valid Alarm Stress types depend on the currently selected alarm. Changing the selected alarm forces the Alarm Stress type to NONE. If an Alarm Stress sequence is running then using this command terminates that sequence.

:SOURce:DATA:TELEcom:ALARm:STResS:TYPE?

Returns: <discrete>

:SOURce:DATA:TELEcom:ALARm:STResS:PULSe

Causes the currently selected alarm to be pulsed using the currently set P duration. Valid only when :SOURce:DATA:TELEcom:ALARm:STResS:TYPE selection is PULSe.

:SOURce:DATA:TELEcom:ALARm:STResS:PULSe:DURation <numeric>

<numeric> = 0 to 64	P phase duration in frames
0 to 1100	LOS alarm in 0.1 microsecond intervals
0 to 500	OTN LOF, OOF, LOM, OOM in frames

Sets duration of the alarm pulse.

:SOURce:DATA:TELEcom:ALARm:STResS:PULSe:DURation?

Returns: <numeric>

:SOURCE:DATA:TELEcom:ALARM:STRESS:SEQUENCE <boolean>

<boolean> =	0 or OFF	Stop running the Alarm Stress sequence
	1 or On	Run the Alarm Stress sequence.

Enables and disables Alarm Stress sequence generation.

Valid only when :SOURCE:DATA:TELEcom:ALARM:STRESS:TYPE selection is SEQUENCE.

The Alarm Stress Sequence state will be forced to OFF on receipt of the :SOURCE:DATA:TELEcom:ALARM:STRESS:TYPE command or if the currently selected alarm is changed.

:SOURCE:DATA:TELEcom:ALARM:STRESS:SEQUENCE?

Returns: <boolean>

:SOURCE:DATA:TELEcom:ALARM:STRESS:SEQUENCE:PDURATION <numeric>

<numeric> =	0 to 64	P phase duration in frames
	0 to 500	OTN LOF, OOF, LOM, OOM in frames

Sets P phase duration of the alarm sequence.

:SOURCE:DATA:TELEcom:ALARM:STRESS:SEQUENCE:PDURATION?

Returns: <numeric>

:SOURCE:DATA:TELEcom:ALARM:STRESS:SEQUENCE:NDURATION <numeric>

<numeric> =	1 to 64	N phase duration
	0 to 500	OTN LOF, OOF, LOM, OOM in frames

Sets N phase duration of the alarm sequence.

2 Common Commands

:SOURce:DATA:TELEcom:ALARm:STRes:SEQuence:NDURation?

Returns: <numeric>

:SOURce:DATA:TELEcom:ALARm:STRes:SEQuence:MDURation <numeric>

<numeric> =	1 to 64	M phase duration
	0 to 500	OTN LOF, OOF, LOM, OOM in frames

Sets M phase duration of the alarm sequence.

:SOURce:DATA:TELEcom:ALARm:STRes:SEQuence:MDURation?

Returns: <numeric>

:SOURce:DATA:TELEcom:ALARm:STRes:SINGle

Causes the appropriate action to generate a single alarm instance for the currently selected alarm. Not valid for all alarm types. Valid only when :SOURce:DATA:TELEcom:ALARm:STRes:TYPE selection is SINGLE.

There is no corresponding query.

INPut subsystem

The INPut subsystem contains commands that control the characteristics of the instrument's receiver ports.

:INPut:TELEcom:CODE <discrete>

<discrete> =	NRZ	
	CMI	140Mb/s only
	B3ZS	DS3
	HDB3	34Mb/s,8Mb/s,2Mb/s
	B8ZS	DS1
	AMI	8Mb/s,2Mb/s,DS1

Selects the line code interface for the receiver.

:INPut:TELEcom:CODE?

Returns: <discrete>

:INPut:TELEcom:INTerface <discrete>

<discrete> =	ELECtrical	Electrical Interface
	OPTical	Optical Interface

Selects the port interface as either Electrical or Optical

:INPut:TELEcom:INTerface?

Returns: <discrete>

:INPut:TELEcom:TERMination <discrete>

<discrete> =	UNB75	75 Ohm unbalanced
	BAL100	100 Ohm balanced
	BAL120	120 Ohm balanced

2 Common Commands

Selects the electrical termination of the input port.

:INPut:TELecom:TERMination?

Returns: <discrete>

:INPut:TELecom:LEVel <discrete>

<discrete> =	TERMinate	mode is Termination
	MONitor	mode is Monitor

Sets the Receiver Port as a Termination or a Monitor.

:INPut:TELecom:LEVel?

Returns: <discrete>

:INPut:TELecom:GAIN <discrete>

<discrete> =	DB20	All rates
	DB26	All rates
	DB30	DS1,2Mb/s,8Mb/s

Selects the Monitor Gain for the Receiver.

Only valid when :INPut:TELecom:MODE is set to MONitor.

:INPut:TELecom:GAIN?

Returns: <discrete>

:INPut:TELecom:EQualization <boolean>

<boolean> =	OFF
	ON

Selects the Monitor equalization for the receiver.

Only valid when :INPut:TELecom:MODE is set to MONitor.

:INPut:TELEcom:EQUalization?

Returns: <boolean>

SENSe subsystem

The SENSe subsystem contains the commands that control the Receiver. These have been arranged in the following manner:

Chapter 2	SENSe subsystem - Receiver Common Commands	COMM
Chapter 3	SENSe subsystem - Receiver OTN Settings Commands	OTN
Chapter 4	SENSe subsystem - Receiver Settings	PDH
Chapter 5	SENSe subsystem - Receiver Settings	SDH
Chapter 6	SENSe subsystem - Receiver Settings	SONET
Chapter 7	SENSe subsystem - Receiver UNFRamed Settings Commands	UNFRAMED

SENSe subsystem - Receiver Common Commands

:SENSe:DATA:TELeCom:MODE <discrete>

<discrete> =	OTN	OTN Mode
	SDH	SDH Mode
	SONet	SONET Mode
	PDH	PDH Mode
	UNFRamed	Unframed Mode

Selects the receiver mode.

:SENSe:DATA:TELeCom:MODE?

Returns: <discrete>

:SENSe:DATA:TELeCom:SENSe?

Returns: <discrete> = PDH | SDH | SONET | PDH | UNFRamed

Query the receiver signal type.

SENSe subsystem - Pattern Commands

:SENSe:DATA:TELEcom:PATtern:TYPE <discrete>

<discrete> =	PRBS	Pseudo-Random Bin. Pattern
	WORD	Word Pattern
	LIVE	Live Traffic
	TCELL	Agilent Test Cell

Selects the receiver payload pattern type.

:SENSe:DATA:TELEcom:PATtern:TYPE?

Returns: <discrete>

:SENSe:DATA:TELEcom:PATtern:TYPE:PRBS <discrete>

<discrete> =	PRBS9	$2^9 - 1$
	PRBS11	$2^{11} - 1$
	PRBS15	$2^{15} - 1$
	PRBS20	$2^{20} - 1$
	PRBS23	$2^{23} - 1$
	PRBS31	$2^{31} - 1$
	QRSS	$2^{20} - 1$ with 14 consecutive zero limit

Selects the receiver payload pattern when
:SENSe:DATA:TELEcom:PATtern:TYPE <discrete> is set to PRBS.

:SENSe:DATA:TELEcom:PATtern:TYPE:PRBS?

Returns: <discrete>

:SENSe:DATA:TELEcom:PATtern:TYPE:WORD <discrete>

<discrete> =	PRESet	Selects a preset word
	USER	Selects user word

Selects the receiver Payload Word Pattern type as either a preset word or a user generated word. This command is used if is set to WORD.

:SENSe:DATA:TELEcom:PATtern:TYPE:WORD?

Returns: <discrete>

:SENSe:DATA:TELEcom:PATtern:TYPE:WORD:PRESet <discrete>

<discrete> =	ALL0	All zeros
	ALL1	All ones
	B1010	Word 1010
	B1000	Word 1000
	STress	3-in-24 stress pattern
	B1IN8	1-in-8 pattern
	B2IN8	2-in-8 pattern
	OCT55	55 octet test pattern (uses Daly pattern as per ANSI TI.403)

Selects the receiver payload preset Word Pattern.

This command is used when :SENSe:DATA:TELEcom:PATtern:TYPE:WORD <discrete> is set to PRESet.

:SENSe:DATA:TELEcom:PATtern:TYPE:WORD:PRESet?

Returns: <discrete>

:SENSe:DATA:TELEcom:PATtern:TYPE:WORD:USER <numeric>

<numeric> =	0 to 65535	User Word Pattern
-------------	------------	-------------------

2 Common Commands

Sets the Receiver Payload User Word Pattern in the range 0 to 65535. The prefix of #b or #h can be used to specify binary or hex respectively, width of the user word is 16 bits.

This command is used when :SENSe:DATA:TELEcom:PATtern:TYPE:WORD <discrete> is set to USER.

:SENSe:DATA:TELEcom:PATtern:TYPE:WORD:USER?

Returns: <numeric>

:SENSe:DATA:TELEcom:PATtern:TYPE:TCELI:TSID <numeric>

<numeric> = 00000000..FFFFFFFF Test Cell Stream Identifier

Sets the stream identifier for the Agilent Test Cell.

:SENSe:DATA:TELEcom:PATtern:TYPE:TCELI:TSID?

Returns: <numeric>

:SENSe:DATA:TELEcom:PATtern:POLarity <discrete>

<discrete> =	NINVerted	Pattern Non-Inverted
	INVerted	Pattern Inverted

Sets the polarity of the PRBS pattern of the receiver.

:SENSe:DATA:TELEcom:PATtern:POLarity?

Returns: <discrete>

SENSe Subsystem - Data Capture Common Commands

The following commands are used for configuring Data Capture for OTN, SDH and SONET. When a trigger selection other than Manual is set, the specific trigger is set using commands specified in the appropriate chapter.

:SENSe:DATA:TELecom:DCAPture:DATA <discrete>

<discrete> =	OTN	Capture OTN Data
	SECTion	Capture SDH SOH Data
	TRANSport	Capture SONET TOH Data
	PATH	Capture SDH/SONET POH Data

Selects the data to be captured. To capture SDH/SONET, the receiver must be configured to receive the appropriate payload.

:SENSe:DATA:TELecom:DCAPture:DATA?

Returns: <discrete>

:SENSe:DATA:TELecom:DCAPture:TRIGger:SElect <discrete>

<discrete> =	MANual	Manual trigger
	PRE	Pre-trigger capture
	CENTERed	Centre-trigger capture
	POST	Post-trigger capture

Selects the type of trigger for Data Capture.

:SENSe:DATA:TELecom:DCAPture:TRIGger:SElect?

Returns: <discrete>

:SENSe:DATA:TELecom:DCAPture:TRIGger:TYPE <discrete>

2 Common Commands

<discrete> =	ERRor	Error Triggers
	ALARm	Alarm Triggers

Selects the trigger type for Data Capture as either error triggers or alarm triggers.

:SENSE:DATA:TELEcom:DCAPture:TRIGger:TYPE?

Returns: <discrete>

:SENSE:DATA:TELEcom:DCAPture <discrete>

<discrete> =	STOP	Stops data capture
	STARt	Starts data capture

Stops and starts the Data Capture test function.

:SENSE:DATA:TELEcom:DCAPture?

Returns: <discrete>

SENSE subsystem - ITU Analysis Control

:SENSE:DATA:TELEcom:M2110 <discrete>

<discrete> =	PALLocation	Path Allocation
	USER	User Defined

Selects the M.2110 threshold control source.

:SENSE:DATA:TELEcom:M2110?

Returns: <discrete>

:SENSE:DATA:TELEcom:M2110:PATH <discrete>

<discrete> =	SECTION	Multiplex Section
--------------	---------	-------------------

RSEction	Regenerator Section
HIGH	High Order Path
HTCM	High Order TCM Path
LOW	Low Order Path
LTCM	Low Order TCM Path
M140	140 Mb/s path
M34	34 Mb/s path
M8	8 Mb/s path
M2	2 Mb/s path
DS3	DS3 path
DS1	DS1 path

Selects the path under test by the M.2110 analysis function.

:SENSe:DATA:TELEcom:M2110:PATH?

Returns: <discrete>

:SENSe:DATA:TELEcom:M2110:PALLocation <numeric>

<numeric> = 0.5 to 63.0 % - Percentage

Sets the M.2110 path allocation percentage.

:SENSe:DATA:TELEcom:M2110:PALLocation?

Returns: <numeric>

:SENSe:DATA:TELEcom:M2110:USER:[Error Type] <discrete>, <discrete>, <numeric>

<discrete> = [Error Type]

ESEconds:TRANsmit Error Seconds (Tx)

SESeconds:TRANsmit Severely Errored Seconds (Tx)

2 Common Commands

	BBECount:TRANsmit	Background Block Error Count (Tx)
	ESEConds:RECeive	Error Seconds (Rx)
	SESECONDS:RECeive	Severely Errored Seconds (Rx)
	BBECount:RECeive	Background Block Error Count (Rx)
<discrete> =	S1M15	S1, 15 Minutes
	S2M15	S2, 15 Minutes
	S1H1	S1, 1 Hour
	S2H1	S2, 1 Hour
	S1H2	S1, 2 Hours
	S2H2	S2, 2 Hours
	S1D1	S1, 24 Hours
	S2D1	S2 24 Hours
	BISOD7	BISO, 7 Days
<numeric> =	0 to 100000	For ESEConds
	0 to 1000	For SESECONDS
	0 to 100000	For BBECount
	0 to 1000	For SEPeriod

Sets the user programmable M.2110 thresholds.

:SENSe:DATA:TELecom:M2110:USER:[Error? Type], <discrete>, <discrete>

<discrete> =	[Error Type]	
	ESEConds:TRANsmit	Error Seconds (Tx)
	SESECONDS:TRANsmit	Severely Errored Seconds (Tx)
	BBECount:TRANsmit	Background Block Error Count (Tx)
	ESEConds:RECeive	Error Seconds (Rx)

	SESeconds:RECeive	Severely Errored Seconds (Rx)
	BBECount:RECeive	Background Block Error Count (Rx)
<discrete> =	S1M15	S1, 15 Minutes
	S2M15	S2, 15 Minutes
	S1H1	S1, 1 Hour
	S2H1	S2, 1 Hour
	S1H2	S1, 2 Hours
	S2H2	S2, 2 Hours
	S1D1	S1, 24 Hours
	S2D1	S2 24 Hours
	BISOD7	BISO, 7 Days

Returns: <numeric>

:SENSe:DATA:TELeCom:M2120:PATH <discrete>

<discrete> =	SECTion	Multiplex Section
	RSECTion	Regenerator Section
	HIGH	High Order Path
	HTCM	High Order TCM Path
	LOW	Low Order Path
	LTCM	Low Order TCM Path
	M140	140 Mb/s path
	M34	34 Mb/s path
	M8	8 Mb/s path
	M2	2 Mb/s path
	DS3	DS3 path
	DS1	DS1 path

Selects the path under test by the M.2120 analysis function.

2 Common Commands

:SENSe:DATA:TELEcom:M2120:PATH?

Returns: <discrete>

:SENSe:DATA:TELEcom:M2120:USER:[Error Type] <discrete>, <discrete>, <numeric>

<discrete> =	[Error Type]	
	ESEconds:TRANsmit	Error Seconds (Tx)
	SESeconds:TRANsmit	Severely Errored Seconds (Tx)
	BBECount:TRANsmit	Background Block Error Count (Tx)
	ESEconds:RECeive	Error Seconds (Rx)
	SESeconds:RECeive	Severely Errored Seconds (Rx)
	BBECount:RECeive	Background Block Error Count (Rx)
<discrete> =	T1	15 Minute period
	T2	24 Hour period
<numeric> =	0 to 1E3	T1 threshold for ES/SES
	0 to 1E6	T2 threshold for ES/SES
	0 to 1E9	T1 threshold for BBE
	0 to 1E14	T2 threshold for BBE

Sets the user programmable M.2120 Error Seconds thresholds.

:SENSe:DATA:TELEcom:M2120:USER:[Error? Type], <discrete>, <discrete>

<discrete> =	[Error Type]	
	ESEconds:TRANsmit	Error Seconds (Tx)
	SESeconds:TRANsmit	Severely Errored Seconds (Tx)

BBECount:TRANsmit	Background Block Error Count (Tx)
ESEConds:RECEive	Error Seconds (Rx)
SESeconds:RECEive	Severely Errored Seconds (Rx)
BBECount:RECEive	Background Block Error Count (Rx)
<discrete> = T1	15 Minute period
T2	24 Hour period
Returns: <numeric>	

SENSe subsystem - Signal Wizard Commands

The following commands are used to control the Signal Wizard application. Please consult the relevant chapters for OTN, SDH and SONET specific commands.

:SENSe:DATA:TELEcom:SIGWizard:INIT

Prepares Signal Wizard for Operation. This command is required before any signal wizard operations are requested.

:SENSe:DATA:TELEcom:SIGWizard:STOP

Stops all Signal Wizard operations.

:SENSe:DATA:TELEcom:SIGWizard:STATE?

Returns: <discrete> = OFF | SSC

Indicates the current state of Signal Wizard: off or Structure Scope active.

:SENSe:DATA:TELEcom:SIGWizard:SETup:RX

Terminate Signal Wizard and setup receiver.

:SENSe:DATA:TELEcom:SIGWizard:SETup:TX

Terminate Signal Wizard and setup transmitter.

:SENSe:DATA:TELEcom:SIGWizard:SETup:TXRX

Terminate Signal Wizard and setup transmitter and receiver.

SSC - Structure Scope

:SENSe:DATA:TELEcom:SIGWizard:SSCope:START <string>

<string> = "Current"

Start the Structure Scope phase, for the given port. The port name should be exactly as given by PORTdetails. At the moment, the only parameter supported by this command is "Current".

:SENSe:DATA:TELecom:SIGWizard:SSCope:STOP

Stop the Structure Scope phase.

:SENSe:DATA:TELecom:SIGWizard:SSCope:TIME?

Returns: <time>

Returns the time elapsed since the Structure Scope phase was started.

:SENSe:DATA:TELecom:SIGWizard:SSCope:RESet

Resets all alarm and status history indicators.

:SENSe:DATA:TELecom:SIGWizard:SSCope:AUTS <discrete>

<discrete> = ON
OFF

Enable or disable auto acknowledge of Structure Changes. If this is off then it will be necessary to check for and acknowledge structure changes to see any changes to the data. If a structure change is not acknowledged on starting Structure Scope all results are likely to be invalid.

:SENSe:DATA:TELecom:SIGWizard:SSCope:SCHNg?

Returns: <discrete> TRUE | FALSE

Indicates whether there is an outstanding structure change. Will always be false if AUTS is on.

:SENSe:DATA:TELecom:SIGWizard:SSCope:ACKS

Acknowledges an outstanding structure change.

2 Common Commands

:SENSe:DATA:TELecom:SIGWizard:SSCope:STANdard?

Returns: <string> Eg. "OTN", "SDH"

Returns the telecom standard detected on the chosen port.

FETCh Subsystem - Data Capture Results Commands

The following commands return results relating to Data Capture and are common to OTN, SDH and SONET.

:FETCh:SCALar:DATA:TELEcom:DCAPture:MINFrame?

Returns: <numeric>

Returns the minimum frame index of the captured data.

:FETCh:SCALar:DATA:TELEcom:DCAPture:MAXFrame?

Returns: <numeric>

Returns the maximum frame index of the captured data.

:FETCh:STRing:DATA:TELEcom:DCAPture:TIME?

Returns: <string>

Returns the timestamp of when data capture was triggered in string format. The timestamp has the format "HH:MM:SS". If data capture has not been triggered, the timestamp will be returned as "--:--:--".

SENSE subsystem - Common Result Commands

Common results relate to those application measurements which are not specifically tied to either SONET, SDH, PDH or similar measurement domains. All commands return a <numeric> unless shown otherwise.

:SENSE:DATA? <string>

Where <string> is defined for the various common results

Time Based Results

:SENSE:DATA? <string>

<string> =

"ETime"	Elapsed time
"ASEconds:LOS"	Loss of Signal
"ASEconds:CSL"	Clock Synch Loss
"ASEconds:PLOSSs"	Power Loss
"ASEconds:PSL"	Pattern Sync Loss

Total Results

:SENSE:DATA? <string>

<string> =

"ECount:BIT"	Bit Error Count
"ERATio:BIT"	Bit Error Ratio
"ECount:CODE"	Code Error Count
"ERATio:CODE"	Code Error Ratio
"ECount:BPViolation"	Bi-polar Violation error count
"ERATio:BPViolation"	Bi-polar Violation error ratio

Last Second Results

:SENSE:DATA? <string>

<string> =

"ECount:LSECond:BIT"	Bit Error Count for Last Second
"ERATio:LSECond:BIT"	Bit Error Ratio for Last Second

"ECOUNT:LSECOND:CODE"	Code Error Count for Last Second
"ERATIO:LSECOND:CODE"	Code Error Ratio for Last Second
"ECOUNT:LSECOND:BPVIOLATION"	Bi-polar Violation error count for Last Second
"ERATIO:LSECOND:BPVIOLATION"	Bi-polar Violation error ratio for Last Second

Service Disruption Results

:SENSE:DATA? <string>

<string> =

"SDTEST:COUNT:LONG"	Longest error burst
"SDTEST:COUNT:SHORT"	Shortest error burst
"SDTEST:COUNT:LAST "	Last error burst

Returns: <numeric>, <numeric>

Where;

<numeric> =

0 Result is invalid due to receiver configuration

1 Result is valid

2 Result is out of range

<numeric> =

Result in Milliseconds

Optical Power Result

:SENSE:DATA? <string>

<string> = "OPOWER"

Returns: <numeric> Optical power (dBm)

Frequency Results

:SENSE:DATA? <string>

<string> =

"FREQUENCY"	Receiver clock frequency in Hz
-------------	--------------------------------

2 Common Commands

"FOFPpm"	Receiver clock offset in ppm
"FOF"	Receiver offset frequency in Hz.

ITU Analysis Results - M.2110

:SENSE:DATA? <string>

<string> = "<Result Type>:<Path Type>:M2110"

<Result Type> is one of the following

MIN15	15 Minute BIS Result
HOUR1	1 Hour BIS Result
HOUR2	2 Hour BIS Result
HOUR24	24 Hour BIS Result
DAY7	7 day BIS Result

<Path Type> is one of the following

TRANsmit	Transmit Analysis
RECEive	Receive Analysis

Returns: <string> "WAIT", "PASS", "FAIL" or "-?- "

ITU Analysis Results - M.2120

:SENSE:DATA? <string>

<string> = "<Result Type>:<Path Type>:M2120"

<Result Type> is one of the following

TR1:ES	ES 15 Minute Threshold Report
TR1:SES	SES 15 Minute Threshold Report
TR1:BBE	BBE 15 Minute Threshold Report
TR2:ES	ES 24 Hour Threshold Report
TR2:SES	SES 24 Hour Threshold Report
TR2:BBE	BBE 24 Hour Threshold Report

<Path Type> is one of the following

TRANsmit	Transmit Analysis
RECEive	Receive Analysis

SENSE subsystem - Test Timing

:SENSE:DATA:TELEcom:TEST <boolean>

<boolean> = 0 or OFF	Stop the current test period
1 or ON	Start a new test period

Start/Stop the test

:SENSe:DATA:TELEcom:TEST?

Returns: <boolean>

:SENSe:DATA:TELEcom:TEST:TYPE <discrete>

<discrete> = MANual	Manual Test period
SINGle	Single Test period
TIMed	Timed Test period

Selects the type of test period. If SING is selected, the duration is set using :SENSe:DATA:TELEcom:TEST:PERiod <numeric>, <numeric>, <numeric>, <numeric>

If TIMed is selected the duration is set using :SENSe:DATA:TELEcom:TEST:PERiod <numeric>, <numeric>, <numeric>, <numeric> and the start time with :SENSe:DATA:TELEcom:TEST:STArt <numeric>, <numeric>, <numeric>, <numeric>, <numeric>.

:SENSe:DATA:TELEcom:TEST:TYPE?

Returns: <discrete>

:SENSe:DATA:TELEcom:TEST:PERiod <numeric>, <numeric>, <numeric>, <numeric>

<numeric> = 1 to 99	Days
<numeric> = 0 to 23	Hours
<numeric> = 0 to 59	Minutes
<numeric> = 0 to 59	Seconds

2 Common Commands

Sets the duration of the test period. Is only valid when
:SENSe:DATA:TELEcom:TEST:TYPE <discrete> is set to SINGLE.

:SENSe:DATA:TELEcom:TEST:PERiod? <numeric>, <numeric>, <numeric>

<numeric> = 1 to 99 Days

<numeric> = 0 to 23 Hours

<numeric> = 0 to 59 Minutes

Returns: <numeric>

:SENSe:DATA:TELEcom:TEST:STARt <numeric>, <numeric>, <numeric>, <numeric>, <numeric>

<numeric> = Year

<numeric> = 1 to 12 Month

<numeric> = 0 to 31 Day

<numeric> = 0 to 23 Hour

<numeric> = 0 to 59 Min

Sets the start of the test period. Is only valid when
:SENSe:DATA:TELEcom:TEST:TYPE <discrete> is set to TIMed.

:SENSe:DATA:TELEcom:TEST:STARt? <numeric>, <numeric>, <numeric>, <numeric>

<numeric> = Year

<numeric> = 1 to 12 Month

<numeric> = 0 to 31 Day

<numeric> = 0 to 23 Hour

Returns: <numeric>

SENSe subsystem - Measurement Record System

:SENSe:DATA:TELEcom:MRS:CATalog?

Returns:

```
<numeric1>,
[<string>,<numeric2>,<DATE>,<TIME>],
[<string>,<numeric2>,<DATE>,<TIME>],
.....
[<string>,<numeric2>,<DATE>,<TIME>]],.....]
<numeric1> = Number of stored sessions
<string> = Session name
<numeric2> = Memory Usage (%)
<DATE> = YYYY,MM,DD Date
<TIME> = HH,MM,SS Time (24-hr)
```

Returns a catalogue of stored sessions as seen on the Session Manager display.

:SENSe:DATA:TELEcom:MRS:RANGe? <string>

```
<string> =      Session name           As supplied by the
                                     ":CATalog" command
```

Returns: <numeric>, <numeric>

<numeric> = Start time Start time of session as measured from epoch.

<numeric> = Stop time Stop time of session as measured from epoch.

Returns the time range of data available for a particular MRS store.

:SENSe:DATA:TELEcom:MRS:DEFinitions? <string>

```
<string> =      Session name           As supplied by the
                                     ":CATalog" command
```

Returns: <numeric>,<string>,< string >,...,< string >

<numeric> = Number of following Data Names

<string> = Data name

2 Common Commands

Returns the in-context Data name mnemonics representing errors and alarms, as used in a particular MRS session, identified by its Session name. Examples are "BIT" or "SDH_AU_BIP".

:SENSe:DATA:TELecom:MRS:DATA? <string>, <string>, <numeric>, <numeric>, <numeric>, <numeric>

<string> =	Session name	As supplied by the ":CATalog" command
<string> =	Data name	As supplied by the ":DEFinitions" command
<numeric> =	0 to N	Number of seconds (from epoch) into the period where samples should be queried from
<numeric> =	N to M	Number of seconds (from epoch) into the period where samples should be queried to
<numeric> =	1 or 60 or 720 or 3600	Number of seconds between samples (resolution).
<numeric> =	0	long format
	1	run length encoded

Format = long format

Returns:

<numeric1> [<numeric>,<numeric>,...,<numeric>]

<numeric1> = 0 to n Number of data points being returned.

<numeric> = 0 to N Data value

Format = run length encoded

Returns: <numeric1> [<numeric2>,<numeric3>, <numeric2>,<numeric3> ,...,
<numeric2>,<numeric3>]

<numeric1> = 1 to n Number of run length encoded data pairs.

<numeric2> = 0 to p Number of occurrences

<numeric3> = 0 to q Data value

Returns the number of data points, and then the data values for the identified Session name, its Data name and the time range for which data is available.

:SENSe:DATA:TELEcom:MRS:DELEte <string>

<string> = Session name As supplied by the
 ":CATalog" command

Deletes the specified Session.

:SENSe:DATA:TELEcom:MRS:REName <string>, <string>

<string> = Session name Session to rename as sup-
 plied by the ":CATalog" com-
 mand

<string> = Session name New Session name

Renames an existing Session name.

STATus subsystem

This subsystem controls the status reporting registers. SCPI defined status registers QUESTIONable, OPERATION and INSTRument are provided. For detailed information on status reporting refer to Chapter 8 of this manual.

For each of the [Status Register]'s listed in "Status Registers" (excluding the Standard Event Register) the following commands exist:

:STATus:[Status Register]:ENABLE <numeric>

<numeric> =

Sets the Event Enable register mask which allows true conditions in the Event register to be reported in the [Status Register]'s summary bit. If a bit is 1 in the Event Enable register and its associated event bit makes the transition to true, a positive transition will occur in the [Status Register]'s summary bit.

:STATus:[Status Register]:ENABLE?

Returns: <numeric>

:STATus:[Status Register]:PTRansition <numeric>

<numeric> =

Sets the positive Transition Filter. Setting a bit in the positive Transition filter shall cause a 0 to 1 transition in the corresponding bit of the [Status Register]'s Condition register to cause a 1 to be written in the corresponding bit of the [Status Register]'s Event register.

:STATus:[Status Register]:PTRansition?

Returns: <numeric>

:STATus:[Status Register]:NTRansition

Sets the negative Transition filter. Setting a bit in the negative Transition Filter shall cause a 1 to 0 transition in the corresponding bit of the [Status Register]'s Condition register to cause a 1 to be written in the corresponding bit of the [Status Register]'s Event register.

:STATus:[Status Register]:NTRansition?

Returns: NTRansition

:STATus:[Status Register]:EVENT?

Returns: <numeric>

Returns the contents of the Event register associated with the [Status Register]. Reading this register clears its contents.

:STATus:[Status Register]:CONDition?

Returns: <numeric>

Returns the contents of the Condition register associated with the [Status Register]. Reading this register does not clear its contents.

SYSTEM Subsystem

:SYSTEM:DATE <numeric>, <numeric>, <numeric>

<numeric> = 2000 to 2035 year

<numeric> = 1 to 12 month

<numeric> = 1 to 31 day

Sets the date.

:SYSTEM:DATE? <numeric>, <numeric>

<numeric> = 2000 to 2035 year

<numeric> = 1 to 12 month

Returns: <numeric>

:SYSTEM:TIME <numeric>, <numeric>, <numeric>

<numeric> = 0 to 23 hour

<numeric> = 0 to 59 minute

<numeric> = 0 to 59 second

Sets the time.

:SYSTEM:TIME? <numeric>, <numeric>

<numeric> = 0 to 23 hour

<numeric> = 0 to 59 minute

Returns: <numeric>

:SYSTEM:LOCAL

Set the Instrument to Local (keyboard) control. This command should only be used with LAN and RS232 connections. GPIB host controllers have different methods for performing this action (for example, the LOCAL command in HP-BASIC).

:SYSTem:REMOte

Set the Instrument to Remote control. This command is required only from LAN and RS232 connections. GPIB host controllers have different methods for performing this action (for example, the REMOTE command in HP-BASIC).

:SYSTem:PRESet

This command resets the instrument state. It performs the same task as *RST.

:SYSTem:SERial?

Returns: <string>

The serial number is returned as a string in the form "GBnnnnnnnn". GB signifies the country of origin (Great Britain).

:SYSTem:CONF <block>

<block> = #0 type Block

Sets the Instrument to the state defined by the Block data.

:SYSTem:CONF?

Returns: <block>

:SYSTem:VERSion?

Returns: <string> = YYYY.V

Returns the revision state of the SCPI remote control.

The revision state is returned in the form YYYY.V. YYYY signifies the year and V

2 Common Commands

signifies the revision number.

:SYSTem:ERRor?

Returns: <numeric>,<string>

Requests the Instrument remote control Error status. The error status is returned as a numeric value and a string containing a description of the error.

Remote Settings

:SYSTem:REMCtrl:MODE <discrete>

<discrete> = <mode> TERMinal or COMPUter

This setting changes the 'Command prompt' setting. If set to TERM then the command prompt setting is turned on. If set to COMP then command prompt setting is turned off.

:SYSTem:REMCtrl:MODE?

Returns: <discrete>

:SYSTem:REMCtrl:CONNector <discrete>

<discrete> = <connector> GPIB, LAN or RS232

Sets which connector is used for remote control.

:SYSTem:REMCtrl:CONNector?

Returns: <discrete>

:SYSTem:GPIB:ADDRes <numeric>

<numeric> = <address> GPIB address

Changes the address that the instrument uses on GPIB. The instrument will respond to the host controller when it is addressed using the new address num-

ber.

:SYSTem:GPIB:ADDRess?

Returns: <numeric>

:SYSTem:RS232:BAUDrate <numeric>

<numeric> = <baud> Desired baud rate

Changes the baud rate used for RS232 communications. Note that only the following baud rates are valid: 110, 300, 600, 1200, 2400, 4800, 9600, 19200, 38400. Attempt to set any other baud rate will cause an 'argument out of range' error.

:SYSTem:RS232:BAUDrate?

Returns: <numeric>

:SYSTem:RS232:DATAbits <numeric>

<numeric> = <bits> 7 or 8

Sets the data size to 7 or 8 bytes. Attempt to set it to any other value will cause an 'argument out of range' error.

NOTE

Remote control commands/queries that take/respond with block data may not work as expected if the data size is set to 7 bits. This is because block data uses 8-bit data.

:SYSTem:RS232:DATAbits?

Returns: <numeric>

:SYSTem:RS232:STOPbits <numeric>

<numeric> = <bits> 1 or 2

2 Common Commands

Sets the number of stop bits.

:SYSTEM:RS232:STOPbits?

Returns: <numeric>

:SYSTEM:RS232:PARity <discrete>

<discrete> = <parity> NONE, EVEN or ODD

Sets the RS232 parity method to NONE, EVEN or ODD.

:SYSTEM:RS232:PARity?

Returns: <discrete>

:SYSTEM:RS232:HANDshaking <discrete>

<discrete> = <method> NONE, RTSCts or XONXoff

Sets the handshaking method. NONE indicates that no handshaking will be used. RTSCts uses the RS232 lines RTS and CTS to perform handshaking ('hardware handshaking'); this requires a correctly-wired 7-wire RS232 cable. XONXoff uses Xon/Xoff characters to perform handshaking ('software handshaking').

:SYSTEM:RS232:HANDshaking?

Returns: <discrete>

:SYSTEM:NETWork:IP <string>

<string> = <address> New IP addresses

This changes the instrument's IP address. The address must be specified in standard 'dotted-quad' notation - for example, "10.225.0.226". If this is set to "0.0.0.0" then the IP address is cleared and the instrument will not attempt to connect to the network.

:SYSTem:NETWork:IP?

Returns: <string>

:SYSTem:NETWork:MASK <string>

<string> = <mask> New netmask

Sets the IP netmask. This must be specified in dotted-quad notation - for example, "255.255.248.0"

:SYSTem:NETWork:MASK?

Returns: <string>

:SYSTem:NETWork:GATeway <string>

<string> = <address>

Sets the IP address of your network's default gateway. This address must be specified in dotted-quad notation - for example, "10.225.0.1". If your network does not have a default gateway, set this to "0.0.0.0".

:SYSTem:NETWork:GATeway?

Returns: <string>

Logging Commands**:SYSTem:LOGGing:AUTO <boolean>**

<boolean> =	OFF	Select Auto Logging Off
	ON	Select Auto Logging On

:SYSTem:LOGGing:AUTO?

Returns: <boolean>

2 Common Commands

SYSTEM Subsystem - Trigger Output Common Commands

Transmitter Trigger Output Commands

:SYSTEM:TRIGGER:TRANSMIT <discrete>

<discrete> =	NONE	No Trigger
	FRAME	Start of Frame
	ERROR	Specified by Error Add
	ALARM	Specified by Alarm Add

Specifies when to generate a transmitter trigger output.

When FRAME is selected, a further selection of network standard should be selected by :SYSTEM:TRIGGER:TRANSMIT:FRAME.

When ERROR or ALARM are specified, a trigger output is generated when an error or alarm is added using the appropriate test function.

:SYSTEM:TRIGGER:TRANSMIT?

Returns: <discrete>

:SYSTEM:TRIGGER:TRANSMIT:FRAME <discrete>

<discrete> =	OTN	Start of OTN frame
	SDH	Start of SDH frame
	SONET	Start of SONET frame

Selects the frame type which will generate a trigger output.

For example, when SDH is being transmitted as the payload for OTN, a trigger can be output at the start of either the OTN frame or the SDH frame.

:SYSTEM:TRIGGER:TRANSMIT:FRAME?

Returns: <discrete>

Receiver Trigger Output Commands

:SYSTem:TRIGger:RECeive <discrete>

<discrete> =	NONE	No Trigger
	FRAMe	Start of Frame
	ERRor	Specified by Error Add
	ALARm	Specified by Alarm Add

Specifies when to generate a receiver trigger output.

When FRAMe is selected, a further selection of network standard should be selected by :SYSTem:TRIGger:RECeiver:FRAMe.

When ERRor or ALARm are specified, a trigger output is generated when an error or alarm is generated at the receiver.

:SYSTem:TRIGger:RECeive?

Returns: <discrete>

:SYSTem:TRIGger:RECeive:FRAMe <discrete>

<discrete> =	OTN	Start of OTN frame
	SDH	Start of SDH frame
	SONet	Start of SONET frame

Selects the frame type which will generate a trigger output.

For example, when the instrument is receiving OTN with an SDH payload, a trigger can be output at the start of either the OTN frame or the SDH frame.

:SYSTem:TRIGger:RECeive:FRAMe?

Returns: <discrete>

:SYSTem:TRIGger:RECeive:ERRor:STANdard <discrete>

<discrete> =	OTN	OTN Errors
	SECTION	SDH Section Overhead Errors
	TCM	SDH TCM Errors
	TRANsport	SONET Tranport Overhead Errors
	PATH	SDH/SONET Path Overhead Errors

Selects error group when :SYSTem:TRIGger:RECeive <discrete> is set to ERRor. A further selection is required to set the specific error for trigger output.

:SYSTem:TRIGger:RECeive:ERRor:STANdard?

Returns: <discrete>

:SYSTem:TRIGger:RECeive:ALARm:STANdard <discrete>

<discrete> =	OTN	OTN Alarms
	SECTION	SDH Section Overhead Alarms
	TCM	SDH TCM Alarms
	VCAT	SDH Virtual Concatenation Alarms
	TRANsport	SONET Tranport Overhead Alarms
	PATH	SDH/SONET Path Overhead Alarms

Selects alarm group when :SYSTem:TRIGger:RECeive <discrete> is set to ALARm. A further selection is required to set the specific alarm for trigger output.

:SYSTem:TRIGger:RECeive:ALARm:STANdard?

Returns: <discrete>

2 Common Commands

IEEE Common Capabilities

*CLS

Clear Status - Clears all status registers and the error queue.

*ESE <numeric>

<numeric> =	1	Operation Complete
	2	Request Control
	4	Query Error
	8	Device Dependent Error
	16	Execution Error
	32	Command Error
	64	User Request
	128	Power On

Event Status Enable - Sets the mask of the Event Status Register.

*ESE?

Returns: <numeric> = 0 to 65535 (bit mask)

Event Status Enable Query - Returns the current mask setting.

*ESR?

Returns: <numeric> = 0 to 65535 (bit mask)

Event Status Register Query. Returns the state of the Event Status Register in numeric form.

*IDN?

2 Common Commands

<string> =

Identification Query - Returns the Manufacture Name, Model Number & Name, Serial Number, Firmware Revision Number as a string. For Example:-

"Agilent Technologies, J21nA PowerPro, GBnnnnnnnn,
A.nn.nn" GB signifies the country of origin (Great Britain).

***LRN?**

<#0 block> =

Learn Query - Returns the instrument settings configuration in <#0 Block> form.

***OPC**

Operation Complete - Masks the OPC bit in the Event Status Register when all pending operations have completed.

***OPC?**

<boolean> =

Status of Operation
Complete

Operation Complete Query - Returns a 1 when all pending operations have completed.

***OPT?**

<string> =

Option Identification Query - Returns the Options fitted in the instrument as a comma separated list of option numbers.

***PSC <numeric>**

Sets the value of the Power On Status Clear flag. Controls the automatic clearing of SRQ Enable register, Standard ESR & Parallel Poll Enable register after power on. See IEE 488.2 Section 10.25.

***PSC?**

<boolean> =

Returns the status of the PSC flag.

***RCL <numeric>**

<numeric> = 0 to 4

Recall Stored Settings - Sets the instrument to a set of previously stored settings.

***RST**

Set the instrument to its Default settings.

***SAV <numeric>**

<numeric> = 0 to 4

Save Stored Settings - Stores the current instrument settings.

***SRE <numeric>**

<numeric> =	8	QUES Status Summary
	16	Message Available
	32	Event Status Summary
	64	Request Service
	128	OPER Status Summary

Service Request Enable - Sets the status byte mask.

***SRE?**

<numeric> = 0 to 65535

2 Common Commands

Service Request Enable Query - Returns the current mask setting in numeric form.

***STB?**

<numeric> = 0 to 65535

Status Byte Query - Returns the value of the status byte in numeric form.

***TRG**

Trigger - Not implemented on This instrument

***TRG?**

Trigger Query - Not implemented on This instrument

***WAI**

Wait To Continue - Not implemented on the This instrument


***TST**

Initiate Self Test

***TST?**

<boolean> = 1 = selftest in progress

Self Test Query



3

OTN Command Reference

OTN Command Reference	107
SOURce subsystem - Transmitter OTN Settings Commands	108
SOURce subsystem - Transmitter OTN Overhead Setup Commands	110
SOURce subsystem - Transmitter Error Test Function	117
SOURce subsystem - Transmitter Alarm Test Functions	123
SOURce subsystem - Transmitter Frequency Offset Commands	128
SOURce subsystem - Transmitter GCC Insert Commands	130
SENSe subsystem - Receiver OTN Settings Commands	131
SENSe subsystem - Receiver GCC Drop Commands	133
SENSe subsystem - Data Capture Commands	134
SENSe subsystem - Receiver Overhead Monitor Commands	136
SENSe Subsystem - Signal Wizard OTN Frame Layer	139
SENSe subsystem - Result Returning Commands	140
FETCh subsystem	144
FETCh Subsystem - Signal Wizard OTN Frame Layer	151
SYSTEM Subsystem - Trigger Output OTN Commands	152



OTN Command Reference

This chapter contains detailed information on the SCPI (Standard Commands for Programming Instruments) and IEEE 488.2 common commands you will use when writing programs to control your Instrument for OTN operation.

Please also refer to chapter 2 Common Commands for general information on SCPI command formats and for a list of commands.

SOURce subsystem - Transmitter OTN Settings Commands

:SOURce:DATA:TELEcom:OTN:RATE <discrete>

<discrete> =	OTU2	10.71Gb/s
	OTU1	2.66Gb/s

Sets the output rate for the instrument output port.

:SOURce:DATA:TELEcom:OTN:RATE?

Returns: <discrete>

:SOURce:DATA:TELEcom:OTN:SCRambling <boolean>

<boolean> =	0 or OFF	OTN Scrambling Off
	1 or ON	OTN Scrambling On

Enables or Disables OTN Scrambling.

:SOURce:DATA:TELEcom:OTN:SCRambling?

Returns: <boolean>

:SOURce:DATA:TELEcom:OTN:FEC <boolean>

<boolean> =	0 or OFF	OTN Forward Error Correction Off
	1 or ON	OTN Forward Error Correction On

Enables or Disables OTN Forward Error Correction (FEC).

:SOURce:DATA:TELEcom:OTN:FEC?

Returns: <boolean>

:SOURCE:DATA:TELEcom:OTN:MAPPING <discrete>

<discrete> =	ASYNchronous	Asynchronous mapping
	SYNChronous	Synchronous mapping

Sets the mapping used for transmission.

:SOURCE:DATA:TELEcom:OTN:MAPPING?

Returns: <discrete>

:SOURCE:DATA:TELEcom:OTN:PAYLoad <discrete>

<discrete> =	SDH	SDH Payload
	SONet	SONET Payload
	NULLclient	NULL Client Payload
	TEST	Test Payload

Selects the OTN payload.

:SOURCE:DATA:TELEcom:OTN:PAYLoad?

Returns: <discrete>

SOURce subsystem - Transmitter OTN Overhead Setup Commands

Lists the settings for the commands associated with the TRANSMIT OVERHEAD SET UP display. The following commands are only available when an OTN transmit signal rate is active.

Overhead Byte Setup

:SOURce:DATA:TELEcom:OTN:OVERhead:DEFault

Sets all overhead bytes to their default value.

:SOURce:DATA:TELEcom:OTN:OVERhead:DATA <discrete>, <numeric>

<discrete> = FAS_1 | FAS_2 | FAS_3 | FAS_4 | FAS_5 | FAS_6
 | SM_3 | GCC0_1 | GCC0_2 | TCMACT | TCM6_1 |
 TCM6_3 | TCM5_1 | TCM5_3 | TCM4_1 | TCM4_3 |
 TCM3_1 | TCM3_3 | TCM2_1 | TCM2_3 | TCM1_1 |
 TCM1_3 | FTFL | PM_3 | EXP_1 | EXP_2 | GCC1_1 |
 GCC1_2 | GCC2_1 | GCC2_2 | APSPCC_1 | APSPCC_2 |
 APSPCC_3 | APSPCC_4

<numeric> = 0 to 255 Byte Value

Sets the value of the selected transmitter section overhead byte. The required byte is specified by 2 command parameters.

The first parameter identifies the specific byte. There are two ways of specifying this byte. The first is to use standard names where these are valid. The set of valid names are shown in the table above. The second method is to use an "Xr-cc" notation, where rr is the numerical value of the row in the OTN overhead and cc is the numerical value of the column in the OTN overhead. This method allows access to any byte in the OTN overhead.

The second command parameter is the new value that will be transmitted in the specified byte. This value can be specified in hex, octal or decimal format.

:SOURce:DATA:TELEcom:OTN:OVERhead:DATA? <discrete>

<discrete> = FAS_1 | FAS_2 | FAS_3 | FAS_4 | FAS_5 | FAS_6


```
|SM_3 | GCC0_1 | GCC0_2 | TCMACT |TCM6_1 |
TCM6_3 | TCM5_1 | TCM5_3 | TCM4_1 |TCM4_3 |
TCM3_1 | TCM3_3 | TCM2_1 | TCM2_3 |TCM1_1 |
TCM1_3 | FTFL | PM_3 | EXP_1 |EXP_2 | GCC1_1 |
GCC1_2 | GCC2_1| GCC2_2 |APSPCC_1 | APSPCC_2 |
APSPCC_3 |APSPCC_4
```

Returns: <numeric>

:SOURCE:DATA:TELEcom:OTN:OVERhead:PM:SAPI:B15 <string>

<string> =

Sets the 15-byte SAPI field that is used for Path Monitoring (PM).

:SOURCE:DATA:TELEcom:OTN:OVERhead:PM:SAPI:B15?

Returns: <string>

:SOURCE:DATA:TELEcom:OTN:OVERhead:PM:DAPI:B15 <string>

<string> =

Sets the 15-byte DAPI field that is used for Path Monitoring (PM).

:SOURCE:DATA:TELEcom:OTN:OVERhead:PM:DAPI:B15?

Returns: <string>

:SOURCE:DATA:TELEcom:OTN:OVERhead:PM:OPSPec:B32 <string>

<string> =

Sets the 32-byte Operator Specific field that is used for Path Monitoring (PM).

:SOURCE:DATA:TELEcom:OTN:OVERhead:PM:OPSPec:B32?

Returns: <string>

3 OTN Command Reference

:SOURCE:DATA:TELEcom:OTN:OVERhead:SM:SAPI:B15 <string>

<string> =

Sets the 15-byte SAPI field that is used for Section Monitoring (SM).

:SOURCE:DATA:TELEcom:OTN:OVERhead:SM:SAPI:B15?

Returns: <string>

:SOURCE:DATA:TELEcom:OTN:OVERhead:SM:DAPI:B15 <string>

<string> =

Sets the 15-byte DAPI field that is used for Section Monitoring (SM).

:SOURCE:DATA:TELEcom:OTN:OVERhead:SM:DAPI:B15?

Returns: <string>

:SOURCE:DATA:TELEcom:OTN:OVERhead:SM:OPSPec:B32 <string>

<string> =

Sets the 32-byte Operator Specific field that is used for Section Monitoring (SM).

:SOURCE:DATA:TELEcom:OTN:OVERhead:SM:OPSPec:B32?

Returns: <string>

:SOURCE:DATA:TELEcom:OTN:OVERhead:PTYPe <discrete>

<discrete> =	EXPerimental	Experimental Mapping
	ASYNc	Asynchronous STMMapping
	BITSync	Bit synchronousSTM-N Mapping
	ATM	ATM Mapping

GFP	GFP Mapping
BSOCtet	Bit Stream (with octet timing)
BSNoctet	Bit Stream (without octet timing)
NULLtest	NULL test signal mapping
PRBStest	PRBS test signal mapping
USER	User defined value

Sets the value of the Payload Type (PT) byte. When USER is selected, the value of the PT byte is specified using the

:SOURCE:DATA:TELEcom:OTN:OVERhead:PTYPe:USER <numeric> command.

:SOURCE:DATA:TELEcom:OTN:OVERhead:PTYPe?

Returns: <discrete>

:SOURCE:DATA:TELEcom:OTN:OVERhead:PTYPe:USER <numeric>

<numeric> = 0 to +255 PT Byte Value

Sets the value of the Payload Type (PT) byte to a user defined value.

:SOURCE:DATA:TELEcom:OTN:OVERhead:PTYPe:USER?

Returns: <numeric>

Overhead Sequence Setup

:SOURCE:DATA:TELEcom:OTN:SEquence:OHBYte <discrete>

<discrete> = FAS | MFAS | SM_1 | SM_3 | GCC0 | TCMact | TCM6_1
 | TCM6_3 | TCM5_1 | TCM5_3 | TCM4_1 | TCM4_3 |
 TCM3_1 | TCM3_3 | TCM2_1 | TCM2_3 | TCM1_1 |
 TCM1_3 | FTFL | PM_1 | PM_3 | EXP GCC1 | GCC2 |
 APSPcc | Xrrcc

Selects the overhead channel into which the overhead sequence is to be in-

Returns: <numeric>

:SOURce:DATA:TELEcom:OTN:SEQuence:DATA <numeric>, <string>

<numeric> = 1 to 256

<string> = See Below

Sets the Sequence data pattern for the designated element to the hexadecimal value contained in the string. The number of hexadecimal characters is dependent on the overhead channel selected by

:SOURce:DATA:TELEcom:OTN:SEQuence:OHBYte <discrete>. Two hexadecimal characters are required per byte, for example:

TCMACT - 1 byte "00" to "FF"

FAS - 6 bytes "000000000000" to "FFFFFFFFFFFF"

:SOURce:DATA:TELEcom:OTN:SEQuence:DATA? <numeric>

<numeric> = 1 to 256

Returns: <string>

:SOURce:DATA:TELEcom:OTN:SEQuence:MODE <discrete>

<discrete> = SINGLE Single Run

REPeat Repeat Run

Selects whether to run a sequence once or repeatedly.

:SOURce:DATA:TELEcom:OTN:SEQuence:MODE?

Returns: <discrete>

:SOURce:DATA:TELEcom:OTN:SEQuence <discrete>

<discrete> = STOP Stop current sequence

START Start new sequence

3 OTN Command Reference

Stops or starts a Single or Repeat run Sequence.

:SOURce:DATA:TELEcom:OTN:SEQuence?

Returns: <discrete>

SOURce subsystem - Transmitter Error Test Function

:SOURce:DATA:TELEcom:OTN:ERRor:GRoup <discrete>

<discrete> =	PHYSical	Physical Errors
	OTN	OTN Errors
	SECTion	SDH Section Overhead Er- rors
	TRANsport	SONET Transport Overhead Errors
	PATH	SDH/SON Path Errors
	TCM	SDH Tandem Connection Monitor Errors
	PATtern	Pattern Errors

Selects OTN transmit test function Error Group. Further selection of :SOURce:DATA:TELEcom:OTN:ERRor:RATE <discrete> is required. Selection of PATtern results in BIT error type being selected.

:SOURce:DATA:TELEcom:OTN:ERRor:GRoup?

Returns: <discrete>

:SOURce:DATA:TELEcom:OTN:ERRor:OTN <discrete>

<discrete> =	FRAME	Frame Error
	MFAS	MFAS Error
	TBIP8	OTU BIP8 Error
	TBEI	OTU BEI Error
	DBIP8	ODU BEI Error
	DBEI	ODU BEI Error
	UFEC	Uncorrectable FEC Error

Selects OTN Error Type to generate. Further selection of

:SOURce:DATA:TELEcom:OTN:ERRor:RATE <discrete> is required.

:SOURce:DATA:TELEcom:OTN:ERRor:OTN?

Returns: <discrete>

:SOURce:DATA:TELEcom:OTN:ERRor:SECTion <discrete>

<discrete> =	FRAME	A1A2 Frame Errors
	RSBip	RS-BIP, B1 Errors
	MSBip	MS-BIP, B2 Errors
	MSRei	MS-REI Errors

Selects Section Error Type to generate. Further selection of :SOURce:DATA:TELEcom:OTN:ERRor:RATE <discrete> is required.

:SOURce:DATA:TELEcom:OTN:ERRor:SECTion?

Returns: <discrete>

:SOURce:DATA:TELEcom:OTN:ERRor:TRANsport <discrete>

<discrete> =	FRAME	A1A2 frame errors
	CVS	CV-S (Section B1 BIP) Errors
	CVL	CV-L (Line B2 BIP) Errors
	REIL	REI-L (Line FEBE) Errors

Selects Transport Error Type to generate. Further selection of :SOURce:DATA:TELEcom:OTN:ERRor:RATE <discrete> is required.

:SOURce:DATA:TELEcom:OTN:ERRor:TRANsport?

Returns: <discrete>

:SOURce:DATA:TELEcom:OTN:ERRor:PATH <discrete>

<discrete> =	PBIP	SDH Path Bip, B3 Errors
	HPRei	SDH HP-REI Errors
	CVP	SONET Path Bip Errors
	REIP	SONET REI-P Errors

Selects Path Error Type to generate. Further selection of :SOURCE:DATA:TELEcom:OTN:ERROR:RATE <discrete> is required.

:SOURCE:DATA:TELEcom:OTN:ERROR:PATH?

Returns: <discrete>

:SOURCE:DATA:TELEcom:OTN:ERROR:TCM <discrete>

<discrete> =	TCIec	TCM Incoming Error Count
	TCRei	TCM REI
	OEI	TCM Outgoing Error Indication

Selects TCM Error Type to generate. Further selection of :SOURCE:DATA:TELEcom:OTN:ERROR:RATE <discrete> is required.

:SOURCE:DATA:TELEcom:OTN:ERROR:TCM?

Returns: <discrete>

:SOURCE:DATA:TELEcom:OTN:ERROR:PATTERN <discrete>

<discrete> = BIT

Selects Pattern Error Type to generate. Further selection of :SOURCE:DATA:TELEcom:OTN:ERROR:RATE <discrete> is required.

:SOURCE:DATA:TELEcom:OTN:ERROR:PATTERN?

Returns: <discrete>

:SOURce:DATA:TELEcom:ERRor:SINGLE

Injects a single error.

:SOURce:DATA:TELEcom:OTN:ERRor:RATE <discrete>

<discrete> =	NONE	Errors Off
	EALL	Error All
	APSThreshold	APS Threshold (MS Bit only)
	E_3	Line rate dependent
	E_4	Line rate dependent
	E_5	Line rate dependent
	E_6	
	E_7	
	E_8	
	E_9	
	USER	User defined error rate

Selects the transmitter Error Rate of the error type selected by the Error Group Selection Functions.

NOTE

If this query returns USER, then
:SOURce:DATA:TELEcom:OTN:ERRor:RATE:USER <numeric>? must be used to discover the currently injected error rate.

:SOURce:DATA:TELEcom:OTN:ERRor:RATE?

Returns: <discrete>

:SOURce:DATA:TELEcom:OTN:ERRor:RATE:USER <numeric>

<numeric> = 9.9E-9 to 1.1E-3 mantissa resolution 0.1, ex-

ponent resolution 1

Sets the user defined Error Add rate.

:SOURCE:DATA:TELEcom:OTN:ERROR:RATE <discrete> must be set to USER

NOTE

The maximum user defined error rate is dependent on both error type and line rate.

:SOURCE:DATA:TELEcom:OTN:ERROR:RATE:USER?

Returns: <numeric>

:SOURCE:DATA:TELEcom:OTN:ERROR:RATE:USER:ACTION <boolean>

<boolean> = 0 or OFF

1 or ON

User Value set as Error
Rate

Sets the user defined Error Add rate specified by

:SOURCE:DATA:TELEcom:OTN:ERROR:RATE:USER <numeric>.

:SOURCE:DATA:TELEcom:OTN:ERROR:RATE:USER:ACTION?

Returns: <boolean>

:SOURCE:DATA:TELEcom:OTN:ERROR:APSThreshold:NERrors <numeric>

<numeric> = 0 to 640 for STM-0

0 to 1920 for STM-1

0 to 7680 for STM-4

0 to 30720 for STM-16

0 to 122880 for STM-64

Sets the number of errors for the APS Threshold when

:SOURCE:DATA:TELEcom:OTN:ERROR:RATE <discrete> is set to APSThreshold.

Default = 0.

:SOURce:DATA:TELEcom:OTN:ERRor:APSThreshold:NERRors?

Returns: <numeric>

:SOURce:DATA:TELEcom:OTN:ERRor:APSThreshold:EINTerval <discrete>

<discrete> =	MS10	10 milliseconds
	MS100	100 milliseconds
	S1	1 second
	S10	10 seconds
	S100	100 seconds
	S1000	1,000 seconds

Sets the interval between APS Threshold errors when
:SOURce:DATA:TELEcom:OTN:ERRor:RATE <discrete> is set to APSThreshold .

:SOURce:DATA:TELEcom:OTN:ERRor:APSThreshold:EINTerval?

Returns: <discrete>

SOURce subsystem - Transmitter Alarm Test Functions

Further commands (including Alarm Stress) can be found in the 'Transmitter Alarm Test Functions' section of the 'Common Commands' chapter.

:SOURce:DATA:TELEcom:OTN:ALARm:GROup <discrete>

<discrete> =	PHYSical	Physical Alarms
	OTN	OTN Alarms
	SECTion	SDH Section Overhead Alarms
	TRANsport	SONET Transport Overhead Alarms
	PATH	SDH/SONET Path Overhead Alarms
	TCM	SDH Tandem Connection Monitor Alarms

Selects Alarm Group. Further selections from the group alarms must be made using :SOURce:DATA:TELEcom:OTN:ALARm:PHYSical <discrete>, :SOURce:DATA:TELEcom:OTN:ALARm:OTN <discrete> ...etc, and finally :SOURce:DATA:TELEcom:ALARm <boolean> should be set to ON to activate the alarm selected.

:SOURce:DATA:TELEcom:OTN:ALARm:GROup?

Returns: <discrete>

:SOURce:DATA:TELEcom:OTN:ALARm:PHYSical <discrete>

<discrete> = LOS Loss of Signal Alarm

Selects PHYSical Alarms.

:SOURce:DATA:TELEcom:OTN:ALARm:PHYSical?

Returns: <discrete>

:SOURce:DATA:TELEcom:OTN:ALARm:OTN <discrete>

<discrete> =	LOF	Loss of Frame
	OOF	Out of Frame
	LOM	Loss of Multiframe
	OOM	Out of Multiframe
	TAIS	OTU-AIS
	IAE	OTU-IAE
	TBDI	OTU-BDI
	DAIS	ODU-AIS
	OCI	ODU-OCI
	LCK	ODU-LCK
	DBDI	ODU-BDI

Selects OTN-Specific Alarms. OOF and OOM alarms are transmitted using the commands :SOURce:DATA:TELEcom:OTN:ALARm:OOF and :SOURce:DATA:TELEcom:OTN:ALARm:PHYSical <discrete>

:SOURce:DATA:TELEcom:OTN:ALARm:OTN?

Returns: <discrete>

:SOURce:DATA:TELEcom:OTN:ALARm:SECTIon <discrete>

<discrete> =	LOF	Loss of Frame
	OOF	Out of Frame
	MSAis	MS-AIS alarm indication signal
	MSRDi	MS-RDI remote defect indication

Selects Section Overhead alarms.

:SOURce:DATA:TELEcom:OTN:ALARm:SECTIon?

Returns: <discrete>

:SOURCE:DATA:TELEcom:OTN:ALARM:TRANsport <discrete>

<discrete> =	LOF	Loss of Frame
	SEF	Severely Errored Frame
	AISL	AIS-L alarm indication signal
	RDIL	RDI-L remote defect indication

Selects Transport Alarms.

:SOURCE:DATA:TELEcom:OTN:ALARM:TRANsport?

Returns: <discrete>

:SOURCE:DATA:TELEcom:OTN:ALARM:PATH <discrete>

<discrete> =	PAIS	SDH Path AIS
	AULop	SDH AU-LOP Loss of AU pointer
	HPRDi	SDH HP-RDI remote defect indication
	AISP	SONET Path AIS
	LOPP	SONET LOP-P Alarm
	HPRDi	SONET RDI-P Alarm
	PUNequipped	SDH/SONET Path Un-equipped

Selects Path Alarms.

:SOURCE:DATA:TELEcom:OTN:ALARM:PATH?

Returns: <discrete>

:SOURCE:DATA:TELEcom:OTN:ALARm:TCM <discrete>

<discrete> =	TCRDi	TCM remote defect indication
	ODI	outgoing defect indication
	TCOom	TCM loss of multi-frame alignment
	IAIS	Incoming alarm indication signal
	VCAis	VC alarm indication signal
	TCUNeq	TCM unequiped

Selects Tandem Connection Mode Alarms.

:SOURCE:DATA:TELEcom:OTN:ALARm:TCM?

Returns: <discrete>

:SOURCE:DATA:TELEcom:OTN:ALARm:HERDi <discrete>

<discrete> =	OFF	HI Path RDI no defect, nonenhanced
	PAYLoad	HI Path RDI payload enhanced
	SERVer	HI Path RDI server defect enhanced
	CONNection	HI Path RDI connection enhanced

Selects HI Path Enhanced RDI Alarm state.

:SOURCE:DATA:TELEcom:OTN:ALARm:HERDi?

Returns: <discrete>

:SOURce:DATA:TELEcom:ALARm <boolean>

<boolean> = 0 or OFF
1 or ON

Enables and disables Alarm Generation.

:SOURce:DATA:TELEcom:ALARm?

Returns: <boolean>

:SOURce:DATA:TELEcom:OTN:ALARm:OOF

Sets the OOF alarm Active.

:SOURce:DATA:TELEcom:OTN:ALARm:OOM

Sets the OOM alarm Active.

SOURce subsystem - Transmitter Frequency Offset Commands

:SOURce:CLOCK:OTN:FOFFset <boolean>

<boolean> = 0 or OFF
1 or On

Enables or disables the Clock Frequency Offset. The amount of Offset is set using :SOURce:CLOCK:OTN:FOFFset:OFFSet <numeric>.

:SOURce:CLOCK:OTN:FOFFset?

Returns: <boolean>

:SOURce:CLOCK:OTN:FOFFset:OFFSet <numeric>

<numeric> = -90.00 to+90.00 ppm for all rates
-100.00 to+100.00 ppm for OTU-1

Sets the amount of Clock Frequency Offset when Frequency Offset is enabled by setting :SOURce:CLOCK:OTN:FOFFset <boolean> to ON.

:SOURce:CLOCK:OTN:FOFFset:OFFSet?

Returns: <numeric>

:SOURce:CLOCK:OTN:FOFFset:OPU <boolean>

<boolean> = 0 or OFF
1 or ON

Enables or disables the OPU Clock Frequency Offset. The amount of Offset is set using :SOURce:CLOCK:OTN:FOFFset:OPU:OFFSet <numeric>.

:SOURce:CLOCK:OTN:FOFFset:OPU?

Returns: <boolean>

:SOURce:CLOCK:OTN:FOFFset:OPU:OFFSet <numeric>

<numeric> = -90.00 to +90.00 ppm for all rates

Sets the amount of OPU Clock Frequency Offset when Frequency Offset is enabled by setting :SOURce:CLOCK:OTN:FOFFset:OPU <boolean> to ON.

:SOURce:CLOCK:OTN:FOFFset:OPU:OFFSet?

Returns: <numeric>

SOURce subsystem - Transmitter GCC Insert Commands

:SOURce:DATA:TELEcom:OTN:IGCC <discrete>

<discrete> =	NONE	Turns GCC Insertion Off
	GCC0	Insert OTU GCC0
	GCC1	Insert ODU GCC1
	GCC2	Insert ODU GCC2

Selects the General Communications Channel to be inserted for GCC test function.

:SOURce:DATA:TELEcom:OTN:IGCC?

Returns: <discrete>

SENSe subsystem - Receiver OTN Settings Commands

:SENSe:DATA:TELEcom:OTN:RATE <discrete>

<discrete> =	OTU2	10.71Gb/s
	OTU1	2.66Gb/

Sets the input rate for the instrument input port.

:SENSe:DATA:TELEcom:OTN:RATE?

Returns: <discrete>

:SENSe:DATA:TELEcom:OTN:SCRambling <boolean>

<boolean> =	0 or OFF	OTN Scrambling Off
	1 or ON	OTN Scrambling On

Enables or Disables OTN Scrambling.

:SENSe:DATA:TELEcom:OTN:SCRambling?

Returns: <boolean>

:SENSe:DATA:TELEcom:OTN:FEC <boolean>

<boolean> =	0 or OFF	OTN Forward Error Correction Off
	1 or ON	OTN Forward Error Correction On

Enables or Disables OTN Forward Error Correction (FEC).

:SENSe:DATA:TELEcom:OTN:FEC?

Returns: <boolean>

3 OTN Command Reference

:SENSe:DATA:TELEcom:OTN:MAPPing <discrete>

<discrete> = ASYNchronous Asynchronous mapping
 SYNChronous Synchronous mapping

Sets the mapping as asynchronous or synchronous.

:SENSe:DATA:TELEcom:OTN:MAPPing?

Returns: <discrete>

:SENSe:DATA:TELEcom:OTN:PAYLoad <discrete>

<discrete> = SDH SDH Payload
 SONet SONET Payload
 NULLclient NULL Client Payload
 TEST Test Payload

Selects the OTN payload.

:SENSe:DATA:TELEcom:OTN:PAYLoad?

Returns: <discrete>

SENSe subsystem - Receiver GCC Drop Commands

:SENSe:DATA:TELEcom:OTN:DGCC <discrete>

<discrete> =	NONE	Turns GCC Drop Off
	GCC0	Drop OTU GCC0
	GCC1	Drop ODU GCC1
	GCC2	Drop ODU GCC2

Selects the General Communications Channel to be dropped for GCC test function.

:SENSe:DATA:TELEcom:OTN:DGCC?

Returns: <discrete>

SENSe subsystem - Data Capture Commands

The following commands are used to configure data capture for OTN. General commands for data capture are found in the Common Commands chapter.

:SENSe:DATA:TELEcom:DCAPture:TRIGger:ERRor:OTN <discrete>

<discrete> =	FRAME	FAS Error
	MFAS	MFAS Error
	TBIP8	OTU BIP8 Error
	TBEI	OTU BEI Error
	DBIP8	ODU BIP8 Error
	DBEI	ODU BEI Error
	CFEC	Correctable FEC Errors
	UFEC	Uncorrectable FEC Errors

Selects OTN error for triggering data capture.

:SENSe:DATA:TELEcom:DCAPture:TRIGger:ERRor:OTN?

Returns: <discrete>

:SENSe:DATA:TELEcom:DCAPture:TRIGger:ALARm:OTN <discrete>

<discrete> =	LOF	Loss of Frame
	OOF	Out of Frame
	LOM	Loss of Multiframe
	OOM	Out of Multiframe
	TAIS	OTU-AIS
	IAE	OTU-IAE
	TBDI	OTU-BDI
	DAIS	ODU-AIS
	OCI	ODU-OCI

LCK	ODU-LCK
DBDI	ODU-BDI

Selects OTN alarm for triggering data capture.

:SENSe:DATA:TELecom:DCAPture:TRIGger:ALARm:OTN?

Returns: <discrete>

SENSe subsystem - Receiver Overhead Monitor Commands

:SENSe:DATA:TELEcom:OTN:OCAPture:OHBYte <discrete>

```
<discrete> =  FAS | MFAS | SM_1 | SM_3 | GCC0 | TCMact | TCM6_1
              | TCM6_3 | TCM5_1 | TCM5_3 | TCM4_1 | TCM4_3 |
              TCM3_1 | TCM3_3 | TCM2_1 | TCM2_3 | TCM1_1 |
              TCM1_3 | FTFI | PM_1 | PM_3 | EXP GCC1 | GCC2 |
              APSPcc | Xrrcc
```

Selects the overhead channel to be captured.

The channel may be specified by the channel name (if it exists) or by an 'Xrrcc' notation. 'Xrrcc' specifies a particular overhead byte using a two-digit row (rr) and two-digit column (cc). If the byte is part of a larger channel, then the complete channel is selected. For example, if the user specifies 'X0313' then the EXP channel will be accepted.

The following channels cannot be selected for Overhead Capture: SM Byte 2, Tandem Connection Monitoring 1 - 6 (Byte 2), PM Byte 2, Justification Control bytes.

:SENSe:DATA:TELEcom:OTN:OCAPture:OHBYte?

Returns: <discrete>

:SENSe:DATA:TELEcom:OTN:OCAPture:TRIGger:SELECTION <discrete>

```
<discrete> =  MANual           Manual trigger
              PRE             Pre-trigger capture
              CENTerEd       Centre-trigger capture
              POST           Post-trigger capture
```

Selects the type of trigger for Overhead Capture.

When MANual trigger is selected, capture is started using the :SENSe:DATA:TELEcom:OTN:OCAPture command. PRE-trigger capture will capture up to 255 elements before the trigger pattern (:SENSe:DATA:TELEcom:OTN:OCAPture:TRIGger:PATtern).

CENTERed capture captures elements either side of the trigger pattern. POST capture captures up to 255 elements after the trigger pattern.

:SENSe:DATA:TELEcom:OTN:OCAPture:TRIGger:SELECTION?

Returns: <discrete>

:SENSe:DATA:TELEcom:OTN:OCAPture:TRIGger:POLarity <discrete>

<discrete> =	ON	Triggers when capture data MATCHES trigger pattern
	ONNot	Triggers when capture data DOES NOT MATCH trigger-pattern

Selects whether the trigger will start capture on data matching the trigger pattern or not matching the trigger pattern.

:SENSe:DATA:TELEcom:OTN:OCAPture:TRIGger:POLarity?

Returns: <discrete>

:SENSe:DATA:TELEcom:OTN:OCAPture:TRIGger:PATTERN <string>

<string> = See Below

Sets the overhead capture trigger pattern as a string of hexadecimal digits. The number of hexadecimal characters is dependent on the overhead channel selected by

:SENSe:DATA:TELEcom:OTN:OCAPture:OHBYte <discrete>.

Two hexadecimal characters are required per byte, for example:

TCMACT - 1 byte "00" to "FF"

FAS - 6 bytes "000000000000" to "FFFFFFFFFFFF"

:SENSe:DATA:TELEcom:OTN:OCAPture:TRIGger:PATTERN?

Returns: <string>

:SENSe:DATA:TELEcom:OTN:OCAPture:TRIGger:MASK <string>

<string> = See Below

Sets the mask for the overhead capture trigger as a string of hexadecimal characters. Allows certain bits of the trigger pattern to be masked. The number of hexadecimal characters is dependent on the overhead channel selected by :SENSe:DATA:TELEcom:OTN:OCAPture:OHBYte <discrete>.

:SENSe:DATA:TELEcom:OTN:OCAPture:TRIGger:MASK?

Returns: <string>

:SENSe:DATA:TELEcom:OTN:OCAPture <discrete>

<discrete> =	STOP	Stop current capture
	START	Start new capture

Stops or starts overhead sequence capture.

:SENSe:DATA:TELEcom:OTN:OCAPture?

Returns: <discrete>

SENSE Subsystem - Signal Wizard OTN Frame Layer

The following commands will only return meaningful results when an OTN frame has been detected on the selected port.

:SENSE:DATA:TELEcom:SIGWizard:OTN:RATE?

Returns: <string> Eg "OTU2"

Returns the OTN signal rate detected.

:SENSE:DATA? "SIGWizard:OTN:OTUnit"

Returns: <discrete>= OK | ERR | HIST | TRAN | UNK

Returns the state of the OTU error/alarm indicator.

:SENSE:DATA? "SIGWizard:OTN:ODUnit"

Returns: <discrete>= OK | ERR | HIST | TRAN | UNK

Returns the state of the ODU error/alarm indicator.

:SENSE:DATA? "SIGWizard:OTN:CFEC"

Returns: <discrete>= OK | ERR | HIST | TRAN | UNK

Returns the state of the corrected FEC error indicator.

:SENSE:DATA? "SIGWizard:OTN:UFEC"

Returns: <discrete>= OK | ERR | HIST | TRAN | UNK

Returns the state of the uncorrected FEC error indicator.

SENSE subsystem - Result Returning Commands

OTN Last second Results

:SENSE:DATA? <string>

<string> = "ECOUNT:OTN:LSECond:<error>" <error> is one of the following

FRAME	Frame error count
MFRAME	MFAS error count
CFEC	Correctable FEC error count
UFEC	Uncorrectable FEC error count

<string> = "ERATIO:OTN:LSECond:<error>" <error> is one of the following

FRAME	Frame error ratio
MFRAME	MFAS error ratio
CFEC	Correctable FEC error ratio
UFEC	Uncorrectable FEC error ratio

Returns: <numeric>

OTU Last second Results

:SENSE:DATA? <string>

<string> = "ECOUNT:OTU:LSECond:<error>" <error> is one of the following

BIP8	OTU BIP8 error count
BEI	BEI error count

<string> = "ERATIO:OTU:LSECond:<error>" <error> is one of the following

BIP8	OTU BIP8 error ratio
BEI	BEI error ratio

Returns: <numeric>

ODU Last second Results

:SENSE:DATA? <string>

<string> = "ECOUNT:ODU:LSECond:<error>" <error> is one of the following

BIP8	ODU BIP8 error count
BEI	BEI error count

<string> = ERATio:ODU:LSECond:<error>" <error> is one of the following

BIP8	ODU BIP8 error ratio
BEI	BEI error ratio

Returns: <numeric>

OTN Total Results

:SENSE:DATA? <string>

<string> = "ECount:OTN:<error>" <error> is one of the following

FRAMe	Frame error count
MFRame	MFAS error count
CFEC	Correctable FEC error count
UFEC	Uncorrectable FEC error count

<string> = "ERATio:OTN:<error>" <error> is one of the following

FRAMe	Frame error ratio
MFRame	MFAS error ratio
CFEC	Correctable FEC error ratio
UFEC	Uncorrectable FEC error ratio

Returns: <numeric>

OTU Total Results

:SENSE:DATA? <string>

<string> = "ECount:OTU:<error>" <error> is one of the following

BIP8	OTU BIP8 error count
BEI	BEI error count

<string> = "ERATio:OTU:<error>" <error> is one of the following

BIP8	OTU BIP8 error ratio
BEI	BEI error ratio

Returns: <numeric>

ODU Total Results

:SENSE:DATA? <string>

<string> = "ECOUNT:ODU:<error>" <error> is one of the following

BIP8	ODU BIP8 error count
BEI	BEI error count

<string> = "ERATIO:ODU:<error>" <error> is one of the following

BIP8	ODU BIP8 error ratio
BEI	BEI error ratio

Returns: <numeric>

OTN Alarm Seconds Results

:SENSE:DATA? <string>

<string> = "ASECONDS:OTN:<alarm>" <alarm> is one of the following

LOF	Loss Of Frame
OOF	Out Of Frame
LOM	Loss of Multi-Frame
OOM	Out Of Multi-Frame

Returns: <numeric>

OTU Alarm Seconds Results

:SENSE:DATA? <string>

<string> = "ASECONDS:OTU:<alarm>" <alarm> is one of the following

AIS	Alarm Indication Signal
BDI	Backward Defect Indication
IAE	Incoming Alignment Error

Returns: <numeric>

ODU Alarm Seconds Results

:SENSE:DATA? <string>

<string> = "ASECONDS:ODU:<alarm>" <alarm> is one of the following

AIS
 OCI
 LCK
 BDI

Alarm Indication Signal
 Open Connection Indication
 Locked
 Backward Defect Indication

Returns: <numeric>

Implied Payload Offset Result

:SENSE:DATA? <string>

<string> = "OTN:OPU:IOFFset"

Returns: <numeric>

FETCh subsystem

The FETCh subsystem is used to retrieve data directly accumulated by the instrument.

OTN Overhead Monitor

:FETCh:ARRAy:DATA:TELEcom:OTN:OVERhead:DATA?

Returns: <numeric>, <numeric>,.....<numeric>

Returns the value of the OTN overhead as a comma separated list of 64 integer numerical values in the range 0 to 255.

The values are arranged as shown

```
<row1 col1>,<row1 col2>,<row1 col3>.....<row1 col16>,<row2 col1>.....<row2 col16>,<row3 col1>.....<row3 col16>,<row4 col1>,<row4 col2>,<row4 col3>....<row4 col16>
```

:FETCh:SCALAr:DATA:TELEcom:OTN:OVERhead:DATA? <discrete>

```
<discrete> =  FAS_1 | FAS_2 | FAS_3 | FAS_4 | FAS_5 | FAS_6 |
               SM_3 | GCC0_1 | GCC0_2 | TCMACT | TCM6_1 |
               TCM6_3 | TCM5_1 | TCM5_3 | TCM4_1 | TCM4_3 |
               TCM3_1 | TCM3_3 | TCM2_1 | TCM2_3 | TCM1_1 |
               TCM1_3 | FTFL | PM_3 | EXP_1 | EXP_2 | GCC1_1 |
               GCC1_2 | GCC2_1 | GCC2_2 | APSPCC_1 | APSPCC_2 |
               APSPCC_3 | APSPCC_4
```

Returns: <numeric>

Returns the value of a single named byte of the OTN overhead. The required byte is specified by 1 command parameter.

The parameter identifies the specific byte. There are two ways of specifying this byte. The first is to use standard names where these are valid. The set of valid names is shown in the table above. The second method is to use an "Xrrcc" notation, where rr is the numerical value of the row in the OTN overhead and cc is the numerical value of the column in the OTN overhead. For example, X0204 references the TCMACT byte. This method allows access to any byte in the OTN

overhead.

OTN Overhead Trace Messages

:FETCh:ARRAy:DATA:TELEcom:OTN:OVERhead:PM:SAPI?

Returns: <numeric>, <numeric>,.....<numeric>

Returns the value of the Path Monitoring SAPI bytes as an array of 16 numeric values. Each numeric is in the range 0 to 255.

:FETCh:ARRAy:DATA:TELEcom:OTN:OVERhead:PM:DAPI?

Returns: <numeric>, <numeric>,.....<numeric>

Returns the value of the Path Monitoring DAPI bytes as an array of 16 numeric values. Each numeric is in the range 0 to 255.

:FETCh:ARRAy:DATA:TELEcom:OTN:OVERhead:PM:OPSPec?

Returns: <numeric>, <numeric>,.....<numeric>

Returns the value of the Path Monitoring Operator Specific bytes as an array of 32 numeric values. Each numeric is in the range 0 to 255.

:FETCh:ARRAy:DATA:TELEcom:OTN:OVERhead:SM:SAPI?

Returns: <numeric>, <numeric>,.....<numeric>

Returns the value of the Section Monitoring SAPI bytes as an array of 16 numeric values. Each numeric is in the range 0 to 255.

:FETCh:ARRAy:DATA:TELEcom:OTN:OVERhead:SM:DAPI?

Returns: <numeric>, <numeric>,.....<numeric>

Returns the value of the Section Monitoring DAPI bytes as an array of 16 numeric values. Each numeric is in the range 0 to 255.

:FETCh:ARRAy:DATA:TELEcom:OTN:OVERhead:SM:OPSPec?

Returns: <numeric>, <numeric>,.....<numeric>

Returns the value of the Section Monitoring Operator Specific bytes as an array of 32 numeric values. Each numeric is in the range 0 to 255.

:FETCh:STRing:DATA:TELEcom:OTN:PM:SAPI?

Returns: <string>

Returns the value of the Path Monitoring SAPI field as a 15 ASCII character string. If the string contains any non printing characters then ~ is substituted.

:FETCh:STRing:DATA:TELEcom:OTN:PM:DAPI?

Returns: <string>

Returns the value of the Path Monitoring DAPI field as a 15 ASCII character string. If the string contains any non printing characters then ~ is substituted.

:FETCh:STRing:DATA:TELEcom:OTN:PM:OPSPec?

Returns: <string>

Returns the value of the Path Monitoring Operator Specific field as a 32 ASCII character string. If the string contains any non printing characters then ~ is substituted.

:FETCh:STRing:DATA:TELEcom:OTN:SM:SAPI?

Returns: <string>

Returns the value of the Section Monitoring SAPI field as a 15 ASCII character string. If the string contains any non printing characters then ~ is substituted.

:FETCh:STRing:DATA:TELEcom:OTN:SM:DAPI?

Returns: <string>

Returns the value of the Section Monitoring DAPI field as a 15 ASCII character string. If the string contains any non printing characters then ~ is substituted.

:FETCh:STRing:DATA:TELEcom:OTN:SM:OPSPec?

Returns: <string>

Returns the value of the Section Monitoring Operator Specific field as a 32 ASCII character string. If the string contains any non printing characters then ~ is substituted.

:FETCh:SCALar:DATA:TELEcom:OTN:OVERhead:PTYPE?

Returns: <numeric>

Returns the value of the Payload Type byte as an integer.

OTN Data Capture

:FETCh:SCALar:DATA:TELEcom:OTN:DCAPture:OHData? <numeric>, <discrete>

<numeric> = Frame Index

<discrete> = Overhead Byte Name

Returns: <numeric>

Returns the value of the specified overhead byte within the captured frame.

:FETCh:SCALar:DATA:TELEcom:OTN:DCAPture:DATA? <numeric>, <numeric>, <numeric>

<numeric> = Frame Index.

<numeric> = Row Index (Min = 1, Max = 4)

<numeric> = Column Index (Min = 1, Max = 4080)

Returns: <numeric>

Returns the value of the specified byte anywhere within and an OTN frame.

:FETCh:ARRAy:DATA:TELEcom:OTN:DCAPture:DATA? <numeric>, <numeric>, <numeric>

<numeric> = Frame Index.

<numeric> = Start Column

<numeric> = End Column

Returns: <numeric>,<numeric>...<numeric>

Returns a comma separated list of byte values from the specified start column through to the specified end column.

<start_column, row1>, <start_column, row2>, <start_column, row3>, <start_column, row4>, <start_column+1, row1>, <start_column+1, row2>, <start_column+1, row3>, <start_column+1, row4>, <end_column, row1>, <end_column, row2>, <end_column, row3>, <end_column, row4>

OTN Overhead Sequence Capture

:FETCh:SCALAr:DATA:TELEcom:OTN:OCAPture:MINelement?

Returns: <numeric>

Returns the minimum element index of the captured sequence.

:FETCh:SCALAr:DATA:TELEcom:OTN:OCAPture:MAXelement?

Returns: <numeric>

Returns the maximum element index of the captured sequence.

:FETCh:SCALar:DATA:TELEcom:OTN:OCAPture:FCOunt? <numeric>

<numeric> = Element Index

Returns: <numeric>

Returns the capture repeat count of the specified element in numeric form. Individual elements may be captured up to 65535 times before a new element is entered into the captured sequence.

The sequence element index (numeric parameter) can be in the range -255 to +255 depending on the trigger selection.

The element which triggered sequence capture (the element that met the trigger criteria) is specified by index 0. Since 256 elements may be captured, pre-trigger can capture elements indexed -255 to 0 whilst post-trigger capture can capture elements indexed 0 to +255.

:FETCh:STRing:DATA:TELEcom:OTN:OCAPture:DATA? <numeric>

<numeric> = Element Index.

Returns: <string>

Returns the capture data of the specified element in string form. The data is represented by hexadecimal characters. The number of characters depends on the selected capture channel.

:FETCh:ARRay:DATA:TELEcom:OTN:OCAPture? <numeric>

<numeric> = Number of elements to return.

Returns: <array>

Returns an array with the number of entries determined by <numeric> and separated by CR/LF.

Each entry consists of an alphanumeric string and a numeric separated by commas. The alphanumeric string provides the hexadecimal value of the captured data. The length of the string depends upon the overhead channel selected for capture, two hexadecimal characters/overhead byte. The numeric indicates in-

3 OTN Command Reference

icates the number of frames for which the captured data existed.

If this command is issued when a capture is being performed, some entries will contain no data. In this case 9.91E+37 is returned.

FETCH Subsystem - Signal Wizard OTN Frame Layer

The following commands will only return meaningful results when an OTN frame has been detected on the selected port.

:FETCH:SCALAR:DATA:TELEcom:SIGWizard:OTN:PAYLoad?

Returns: <numeric>

Returns the value of the OTN PT byte.

:FETCH:STRing:DATA:TELEcom:SIGWizard:OTN:TTI?

Returns: <string>

Returns the contents of the TTI SAPI trace messages.

SYSTEM Subsystem - Trigger Output OTN Commands

:SYSTEM:TRIGGER:RECEIVE:ERROR:OTN <discrete>

<discrete> =	FRAME	FAS Error
	MFAS	MFAS Error
	TBIP8	OTU BIP8 Error
	TBEI	OTU BEI Error
	DBIP8	ODU BIP8 Error
	DBEI	ODU BEI Error
	CFEC	Correctable FEC Errors
	UFEC	Uncorrectable FEC Errors

Selects OTN error for trigger output when
:SYSTEM:TRIGGER:RECEIVE:ERROR:STANDARD <discrete> is set to OTN.

:SYSTEM:TRIGGER:RECEIVE:ERROR:OTN?

Returns: <discrete>

:SYSTEM:TRIGGER:RECEIVE:ALARM:OTN <discrete>

<discrete> =	LOF	Loss of Frame
	OOF	Out of Frame
	LOM	Loss of Multiframe
	OOM	Out of Multiframe
	TAIS	OTU-AIS
	IAE	OTU-IAE
	TBDI	OTU-BDI
	DAIS	ODU-AIS
	OCI	ODU-OCI
	LCK	ODU-LCK


DBDI

ODU-BDI

Selects OTN alarm for trigger output when
:SYSTem:TRIGger:RECeive:ALARm:STANdard <discrete> is set to OTN.

:SYSTem:TRIGger:RECeive:ALARm:OTN?

Returns: <discrete>



4

PDH/DSn Command Reference

OUTPut subsystem	157
SOURce subsystem - Transmitter Settings	158
SOURce subsystem - Transmitter Test Signal Set up	160
SOURce subsystem - Transmitter Overhead Set up	165
SOURce subsystem - Clock Offset Test Function	177
SOURce subsystem - Transmitter Error Test Functions	178
SOURce subsystem - Transmitter Alarm Test Functions	183
INPut subsystem	186
SENSe subsystem - Receiver Settings	187
SENSe subsystem - Receiver Test Signal Set Up	189
SENSe subsystem - Result Returning Commands	195

This chapter contains detailed information on commands that are used to control the instrument for PDH/DSn operation. This will also cover those cases when such signals are carried as SDH/Sonet payloads.



4 PDH/DSn Command Reference

OUTPut subsystem

:OUTPut:TELEcom:SPDH:TSIGnal:PAYLoad:LOCation <discrete>

<discrete> = INTernal
 EXTernal

This command selects the structured PDH transmitter payload location.

:OUTPut:TELEcom:SPDH:TSIGnal:PAYLoad:LOCation?

Returns: <discrete>

:OUTPut:TELEcom:SPDH:TSIGnal:PAYLoad:CODE <discrete>

<discrete> =	HDB3	2Mb/s
	B8ZS	DS1
	AMI	DS1

Selects the structured PDH drop interface line code for the output port.

:OUTPut:TELEcom:SPDH:TSIGnal:PAYLoad:CODE?

Returns: <discrete>

SOURce subsystem - Transmitter Settings

:SOURce:DATA:TELEcom:SPDH:RATE <discrete>

<discrete> =	M140	140Mb/s
	DS3	44Mb/s
	M34	34Mb/s
	M8	8Mb/s
	M2	2Mb/s
	DS1	1.544Mb/s

Controls the characteristics of the instrument's output ports.

Sets the output rate for the instrument output port.

:SOURce:DATA:TELEcom:SPDH:RATE?

Returns: <discrete>

Payload Commands

:SOURce:DATA:TELEcom:SPDH:PAYLoad:FRAMing <discrete>

<discrete> =	UNFRamed	No Framing
	FRAMed	8, 34 and 140Mb/s
	PCM30	2Mb/s only
	PCM31	2Mb/s only
	PCM30CRC	2Mb/s only
	PCM31CRC	2Mb/s only
	D4	DS1 only
	ESF	DS1 only
	SLC96	DS1 only
	M13	DS3 only

CBIT	DS3 only
NOFBit	DS1 floating byte only

Selects the Structured PDH transmitter interface framing rate.

:SOURCE:DATA:TELEcom:SPDH:PAYLoad:FRAMing?

Returns: <discrete>

:SOURCE:DATA:TELEcom:SPDH:PAYLoad:STRucture <discrete>

<discrete> =	UNSTructured	All rates
	STRuctured	All framed formats

Selects whether or not the PDH signal is to have any further structure or not.

:SOURCE:DATA:TELEcom:SPDH:PAYLoad:STRucture?

Returns: <discrete>

SOURce subsystem - Transmitter Test Signal Set up

:SOURce:DATA:TELEcom:SPDH:TSIGnal:TIMing <discrete>

<discrete> =	INTernal	34 Mb/s
	MUX	8 Mb/s
	RDS3	2 Mb/s

Sets the Test Signal Timing.

:SOURce:DATA:TELEcom:SPDH:TSIGnal:TIMing?

Returns: <discrete>

:SOURce:DATA:TELEcom:SPDH:TSIGnal:RATE <discrete>

<discrete> =	M34	34 Mb/s
	M8	8 Mb/s
	M2	2 Mb/s
	M2K64	2Mb/s with 64kb/s
	DS1	DS1
	DS1K56	DS1 with 56kb/s
	DS1K64	DS1 with 64kb/s

Selects the Structured PDH transmitter test signal rate.

:SOURce:DATA:TELEcom:SPDH:TSIGnal:RATE?

Returns: <discrete>

:SOURce:DATA:TELEcom:SPDH:TSIGnal:FRAMing <discrete>

<discrete> =	UNFRamed	2, 8 & 34 Mb/s
	FRAMed	8 & 34 Mb/s

PCM30	2 Mb/s
PCM31	2 Mb/s
PCM30CRC	2 Mb/s
PCM31CRC	2 Mb/s
D4	DS1
ESF	DS1
SLC96	DS1

Selects the Structured PDH transmitter test signal framing.

:SOURce:DATA:TELEcom:SPDH:TSIGnal:FRAMing?

Returns: <discrete>

:SOURce:DATA:TELEcom:SPDH:TSIGnal:TRIButary:M34 <numeric>

<numeric> = 1 to 4

Selects the Structured PDH transmitter 34 Mb/s tributary.

:SOURce:DATA:TELEcom:SPDH:TSIGnal:TRIButary:M34?

Returns: <numeric>

:SOURce:DATA:TELEcom:SPDH:TSIGnal:TRIButary:M8 <numeric>

<numeric> = 1 to 4

Selects the Structured PDH transmitter 8 Mb/s tributary.

:SOURce:DATA:TELEcom:SPDH:TSIGnal:TRIButary:M8?

Returns: <numeric>

:SOURce:DATA:TELEcom:SPDH:TSIGnal:TRIButary:M2 <numeric>

4 PDH/DSn Command Reference

<numeric> = 1 to 4

Selects the Structured PDH transmitter 2 Mb/s tributary.

:SOURCE:DATA:TELEcom:SPDH:TSIGnal:TRIButary:M2?

Returns: <numeric>

:SOURCE:DATA:TELEcom:SPDH:TSIGnal:TRIButary:DS1 <numeric>

<numeric> = 1 to 4

Selects the Structured PDH transmitter DS1 tributary.

:SOURCE:DATA:TELEcom:SPDH:TSIGnal:TRIButary:DS1?

Returns: <numeric>

:SOURCE:DATA:TELEcom:SPDH:TSIGnal:TRIButary:DS2 <numeric>

<numeric> = 1 to 7

Selects the Structured PDH transmitter DS2 tributary.

:SOURCE:DATA:TELEcom:SPDH:TSIGnal:TRIButary:DS2?

Returns: <numeric>

:SOURCE:DATA:TELEcom:SPDH:TSIGnal:TSLot:DS1:K56 <numeric>

<numeric> = 1 to 24

Selects the PDH transmitter DS1 56kb/s timeslot.

:SOURCE:DATA:TELEcom:SPDH:TSIGnal:TSLot:DS1:K56?

Returns: <numeric>

:SOURce:DATA:TELEcom:SPDH:TSIGnal:TSLot:DS1:K64 <numeric>

<numeric> = 1 to 24

Selects the PDH transmitter DS1 56kb/s timeslot.

:SOURce:DATA:TELEcom:SPDH:TSIGnal:TSLot:DS1:K64?

Returns: <numeric>

:SOURce:DATA:TELEcom:SPDH:TSIGnal:TSLot:M2:K64 <numeric>

<numeric> = 1 to 31	PCM31 & PCM31CRC
1 to 15 & 17 to 31	PCM30 & PCM30CRC

Selects the PDH transmitter single 2 Mb/s 64kb/s timeslot.

:SOURce:DATA:TELEcom:SPDH:TSIGnal:TSLot:M2:K64?

Returns: <numeric>

:SOURce:DATA:TELEcom:SPDH:TSIGnal:TSLot:M2:K64Xn <numeric>

<numeric> = 0 to 2147483647 31 bit value

Selects multiple 2Mb/s Nx64kb/s timeslots as a numeric bit mask. E.g. to select timeslots 1,8,15,22,29 use #b1000000100000010000001000000100 or #h40810204 or the decimal equivalent.

:SOURce:DATA:TELEcom:SPDH:TSIGnal:TSLot:M2:K64Xn?

Returns: <numeric>

:SOURce:DATA:TELEcom:SPDH:TSIGnal:TSLot:DS1:K64Xn <numeric>

<numeric> = 0 to 16777215 24 bit value

Selects multiple DS1 Nx64kb/s timeslots as a numeric bit mask. E.g. to select

4 PDH/DSn Command Reference

timeslots 1,8,15,22 use #b100000010000001000000100 or #h810204 or the decimal equivalent.

:SOURCE:DATA:TELEcom:SPDH:TSIGnal:TSLot:DS1:K64Xn?

Returns: <numeric>

:SOURCE:DATA:TELEcom:SPDH:TSIGnal:TSLot:DS1:K56Xn <numeric>

<numeric> = 0 to 16777215 24 bit numeric value

Selects multiple DS1 Nx56kb/s timeslots as a numeric bit mask. E.g. to select timeslots 1,8,15,22 use #b100000010000001000000100 or #h810204 or the decimal equivalent.

:SOURCE:DATA:TELEcom:SPDH:TSIGnal:TSLot:DS1:K56Xn?

Returns: <numeric>

:SOURCE:DATA:TELEcom:SPDH:TSIGnal:BACKground <discrete>

<discrete> =	AIS	Alarm Indication Sequence
	PRBS9	2 ⁹ -1 PRBS
	AS_FG	As foreground pattern

Selects the pattern to fill the non test signal tributaries.

:SOURCE:DATA:TELEcom:SPDH:TSIGnal:BACKground?

Returns: <discrete>

SOURce subsystem - Transmitter Overhead Set up

Signaling Bits

:SOURce:DATA:TELEcom:SPDH:TSLot:SIGNaling:DATA:M2 <numeric>

<numeric> = 0 to 15 4 bit signaling value

Selects the ABCD signaling bits for 2Mb/s CAS framing to be transmitted. May be expressed as an integer, hex or binary using the prefixes #h and #b

:SOURce:DATA:TELEcom:SPDH:TSLot:SIGNaling:DATA:M2?

Returns: <numeric>

:SOURce:DATA:TELEcom:SPDH:TSLot:SIGNaling:DATA:DS1:D4 <numeric>

<numeric> = 0 to 3 2 bit value

Selects AB the signaling bits for DS1 D4 framing to be transmitted.

:SOURce:DATA:TELEcom:SPDH:TSLot:SIGNaling:DATA:DS1:D4?

Returns: <numeric>

:SOURce:DATA:TELEcom:SPDH:TSLot:SIGNaling:DATA:DS1:ESF <numeric>

<numeric> = 0 to 15 4 bit numeric value

Selects ABCD the signaling bits for DS1 ESF framing to be transmitted.

:SOURce:DATA:TELEcom:SPDH:TSLot:SIGNaling:DATA:DS1:ESF?

Returns: <numeric>

**:SOURce:DATA:TELEcom:SPDH:TSLot:SIGNaling:DATA:DS1:NOFBit
<numeric>**

4 PDH/DSn Command Reference

<numeric> = 0 to 15 4 bit numerical value

Selects ABCD the signaling bits for DS1 'No Frame Bit' framing to be transmitted. In this case, the framing bit position associated with the mapping will be set to '0'.

:SOURCE:DATA:TELEcom:SPDH:TSLot:SIGNaling:DATA:DS1:NOFBit?

Returns: <numeric>

:SOURCE:DATA:TELEcom:SPDH:TSLot:SIGNaling:DATA:DS1:SLC96 <string>

<string> = 2 character string comprising 'A', '1', or '0'

Selects the signaling bits for DS1 SLC96 framing to be transmitted. To select alternating for either bit use the character 'A'.

:SOURCE:DATA:TELEcom:SPDH:TSLot:SIGNaling:DATA:DS1:SLC96?

Returns: <string>

Spare Bits

:SOURCE:DATA:TELEcom:SPDH:M140:SPARe <numeric>

<numeric> = 0 to 7 3 bit numeric value

Set the 140 Mb/s spare bits.

:SOURCE:DATA:TELEcom:SPDH:M140:SPARe?

Returns: <numeric>

:SOURCE:DATA:TELEcom:SPDH:M34:SPARe <numeric>

<numeric> = 0 to 1 single bit value

Set the 34Mb/s spare bit.

:SOURce:DATA:TELEcom:SPDH:M34:SPARe?

Returns: <numeric>

:SOURce:DATA:TELEcom:SPDH:M8:SPARe <numeric>

<numeric> = 0 to 1 single bit value

Set the 8 Mb/s spare bit.

:SOURce:DATA:TELEcom:SPDH:M8:SPARe?

Returns: <numeric>

:SOURce:DATA:TELEcom:SPDH:M2:SI <numeric>

<numeric> = 0 to 1 single bit value

Set the 2 Mb/s Spare International bit, valid for non-CRC4 multiframe.

:SOURce:DATA:TELEcom:SPDH:M2:SI?

Returns: <numeric>

:SOURce:DATA:TELEcom:SPDH:M2:SIE <numeric>

<numeric> = 0 to 3 2 bit value

Set the 2 Mb/s E-bits, valid for CRC4 multiframe.

:SOURce:DATA:TELEcom:SPDH:M2:SIE?

Returns: <numeric>

:SOURce:DATA:TELEcom:SPDH:M2:NFAS <numeric>

<numeric> = 0 to 31 5 bit value

4 PDH/DSn Command Reference

Set the 2 Mb/s NFAS Sa bits 4 to 8. The command will generate an error if the Sa sequence is active.

:SOURce:DATA:TELEcom:SPDH:M2:NFAS?

Returns: <numeric>

:SOURce:DATA:TELEcom:SPDH:M2:SASequence <boolean>

<boolean> = 0 or OFF
 1 or On

Set the 2 Mb/s NFAS Sa sequence generation ON or OFF, valid for CRC4 multi-frame.

:SOURce:DATA:TELEcom:SPDH:M2:SASequence?

Returns: <boolean>

:SOURce:DATA:TELEcom:SPDH:M2:SASequence:PATtern <numeric>

<numeric> = 0 to 255 8 bit value

Set the 2 Mb/s NFAS Sa sequence pattern. The command will generate an error if the Sa sequence is active.

:SOURce:DATA:TELEcom:SPDH:M2:SASequence:PATtern?

Returns: <numeric>

:SOURce:DATA:TELEcom:SPDH:M2:SASequence:BIT <numeric>

<numeric> = 4 to 8

Select the bit in the 2 Mb/s NFAS timeslot into which the Sa sequence will be inserted. The command will generate an error if the Sa sequence is active.

:SOURce:DATA:TELEcom:SPDH:M2:SASequence:BIT?

<discrete> =	OFF	Inband loop code Tx disabled.
	ON	Inband loop code Tx enabled.
	BURSt	Inband loop code Tx enabled.

Enables or disables transmission of the Outband loop code. When the Outband burst length is set to Continuous (see below), the ON selection enables transmission and OFF disables transmission. When the Outband burst length is set to BURSt, the Outband loop code is transmitted for the specified burst count.

:SOURce:DATA:TELEcom:SPDH:OUTBand?

Returns: <discrete>

:SOURce:DATA:TELEcom:SPDH:OUTBand:CODE <discrete>

<discrete> =	LINact	Activate Line
	LINDeact	Deactivate Line
	PAYact	Activate Payload
	PAYDeact	Deactivate Payload
	NETact	Activate Network
	UNIDeact	Deactivate Universal
	USER	User Loop Code

Selects the Structured PDH transmitter Outband loop code.

:SOURce:DATA:TELEcom:SPDH:OUTBand:CODE?

Returns: <discrete>

:SOURce:DATA:TELEcom:SPDH:OUTBand:USER <numeric>

<numeric> =	0 to 63	6 bit value
-------------	---------	-------------

Sets the Outband loop code user word pattern.

:SOURCE:DATA:TELEcom:SPDH:OUTBand:USER?

Returns: <numeric>

:SOURCE:DATA:TELEcom:SPDH:OUTBand:BURSt <numeric>

<numeric> = 0	Set code continuous
1 to 15	Set burst length

Sets the transmitter Outband loop code burst length. If set to 0 then the Outband loop code burst will be switched to continuous. Any other value (1 to 15) will set the alarm burst length to that value.

:SOURCE:DATA:TELEcom:SPDH:OUTBand:BURSt?

Returns: <numeric>

DS3 FEAC Codes

:SOURCE:DATA:TELEcom:SPDH:FEAC:CODE:TYPE <discrete>

<discrete> = AStatus	Alarm/Status
LOOPback	Loopback

Sets the FEAC Code Type.

:SOURCE:DATA:TELEcom:SPDH:FEAC:CODE:TYPE?

Returns: <discrete>

:SOURCE:DATA:TELEcom:SPDH:FEAC <discrete>

<discrete> = OFF	No Action
ON	Alarm burst set to continuous

BURSt Transmit selected burst length

Sets the transmitter FEAC action. If set to 'ON' the alarm burst will be switched to continuous. If 'BURST' then the alarm burst length set up will be transmitted.

:SOURce:DATA:TELEcom:SPDH:FEAC?

Returns: <discrete>

:SOURce:DATA:TELEcom:SPDH:FEAC:BURSt <numeric>

<numeric> = 0	Set to continuous code
1 to 15	Set burst length

Sets the transmitter FEAC alarm burst length.

Only valid if :SOURce:DATA:TELEcom:SPDH:FEAC:CODE:TYPE is set to ASTatus.

If set to 0 then the alarm burst will be switched to continuous. Any other value (1 to 15) will set the alarm burst length to that value.

:SOURce:DATA:TELEcom:SPDH:FEAC:BURSt?

Returns: <numeric>

:SOURce:DATA:TELEcom:SPDH:FEAC:MESSAge <discrete>

<discrete> = EFSD3	DS3 Equip Fail SA
LOSD3	DS3 Loss Of Signal
OOFD3	DS3 Out Of Frame
ARDS3	DS3 Ais Received
IRDS3	DS3 Idle Received
EFND3	DS3 Equip Fail NSA
EFNCommon	Common Equip Fail NSA
MDS1Loss	Multi DS1 loss

4 PDH/DSn Command Reference

EFSD1	DS1 Equip Fail SA
SDS1Loss	Single DS1 Loss
EFND1	DS1 Equip Fail NSA
NLUD3	DS3 Niu Loop Up
NLDD3	DS3 Niu Loop Down
USER	User defined

Sets the FEAC Message. If USER is selected, the FEAC is setup using the :SOURCE:DATA:TELEcom:SPDH:FEAC:CODE value. Only valid if :SOURCE:DATA:TELEcom:SPDH:FEAC:CODE:TYPE is set to ASStatus.

:SOURCE:DATA:TELEcom:SPDH:FEAC:MESSAge?

Returns: <discrete>

:SOURCE:DATA:TELEcom:SPDH:FEAC:CODE <numeric>

<numeric> = 0 to 63 6 bit numeric value

Sets the user configurable section of the FEAC code. Only valid if :SOURCE:DATA:TELEcom:SPDH:FEAC:CODE:TYPE is set to ASStatus.

:SOURCE:DATA:TELEcom:SPDH:FEAC:CODE?

Returns: <numeric>

:SOURCE:DATA:TELEcom:SPDH:FEAC:LOOPback:ACTion <discrete>

<discrete> = DS1E1Deactiv	Deactivate DS1/E1 Loopback
DS1E1Activ	Activate DS1/E1 Loopback
DS3Deactiv	Deactivate DS3 Loopback
DS3Activ	Activate DS3 Loopback

Sets the transmitter FEAC loopback action. Only valid if :SOURCE:DATA:TELEcom:SPDH:FEAC:CODE:TYPE is set to LOOPback.

:SOURce:DATA:TELEcom:SPDH:FEAC:LOOPback:ACTion?

Returns: <discrete>

:SOURce:DATA:TELEcom:SPDH:FEAC:LOOPback:MESSAge <numeric>

<numeric> = 0	For all channels
1 to 28	Channel number

Only valid if :SOURce:DATA:TELEcom:SPDH:FEAC:CODE:TYPE is set to LOOPback.

If set to 0 then ALL will be selected. Any other value (1 to 28) will set the DS1 channel for loopback to that value.

:SOURce:DATA:TELEcom:SPDH:FEAC:LOOPback:MESSAge?

Returns: <numeric>

:SOURce:DATA:TELEcom:SPDH:FEAC:LOOPback:BURSt <numeric>, <numeric>

<numeric> = 1 to 15	FEAC loopback command durations
---------------------	---------------------------------

<numeric> = 1 to 15	FEAC loopback message durations
---------------------	---------------------------------

Only valid if :SOURce:DATA:TELEcom:SPDH:FEAC:CODE:TYPE is set to LOOPback.

:SOURce:DATA:TELEcom:SPDH:FEAC:LOOPback:BURSt? <numeric>

<numeric> = 1 to 15	FEAC loopback command durations
---------------------	---------------------------------

Returns: <numeric>

4 PDH/DSn Command Reference

:SOURce:DATA:TELEcom:SPDH:FEAC:LOOPback:TRANsmit <boolean>

<boolean> =	0 or OFF	Idle
	1 or On	Transmit FEAC Loopback message in a butst

This command will cause the FEAC Loopback message to be transmitted.

Only valid if :SOURce:DATA:TELEcom:SPDH:FEAC:CODE:TYPE is set to LOOPback.

:SOURce:DATA:TELEcom:SPDH:FEAC:LOOPback:TRANsmit?

Returns: <boolean>

SOURce subsystem - Clock Offset Test Function

:SOURce:CLOCK:SPDH:FOFFset <boolean>

<boolean> = 0 or OFF

1 or On

Enables or disables the Clock Frequency Offset.

:SOURce:CLOCK:SPDH:FOFFset?

Returns: <boolean>

:SOURce:CLOCK:SPDH:FOFFset:OFFSet <numeric>

<numeric> = -100 to +100 Parts per million

Sets the amount of Clock Frequency Offset.

:SOURce:CLOCK:SPDH:FOFFset:OFFSet?

Returns: <numeric>

SOURce subsystem - Transmitter Error Test Functions

:SOURce:DATA:TELEcom:SPDH:ERRor:PHYSical <discrete>

<discrete> =	EFrame	Entire Frame or data errors
	CODE	Line/Code/BPV errors
	EXZeros	Excess Zeros

Selects Physical Error Type to generate. Further error rate selections are required.

:SOURce:DATA:TELEcom:SPDH:ERRor:PHYSical?

Returns: <discrete>

:SOURce:DATA:TELEcom:SPDH:ERRor:EXZeros:NUMBer <numeric>

<numeric> = 3 to 16

Sets the number of DS3/DS1 Excess zeros sent.

:SOURce:DATA:TELEcom:SPDH:ERRor:EXZeros:NUMBer?

Returns: <numeric>

:SOURce:DATA:TELEcom:SPDH:ERRor:PAYLoad <discrete>

<discrete> = BIT

Selects Payload Error Type to generate. Further error rate selections are required.

:SOURce:DATA:TELEcom:SPDH:ERRor:PAYLoad?

Returns: <discrete>

:SOURce:DATA:TELEcom:SPDH:M140:ERRor <discrete>

<discrete> = FAS Frame Errors

Set a 140 Mb/s transmit error.

:SOURCE:DATA:TELEcom:SPDH:M140:ERROR?

Returns: <discrete>

:SOURCE:DATA:TELEcom:SPDH:M34:ERROR <discrete>

<discrete> = FAS Frame Errors

Sets a 34Mb/s transmit error.

:SOURCE:DATA:TELEcom:SPDH:M34:ERROR?

Returns: <discrete>

:SOURCE:DATA:TELEcom:SPDH:M8:ERROR <discrete>

<discrete> = FAS Frame Errors

Set an 8 Mb/s transmit error.

:SOURCE:DATA:TELEcom:SPDH:M8:ERROR?

Returns: <discrete>

:SOURCE:DATA:TELEcom:SPDH:M2:ERROR <discrete>

<discrete> =	FAS	Frame Errors
	EBIT	E-Bit errors
	CRC	CRC-4 errors

Set a 2 Mb/s transmit error.

:SOURCE:DATA:TELEcom:SPDH:M2:ERROR?

4 PDH/DSn Command Reference

Returns: <discrete>

:SOURCE:DATA:TELEcom:SPDH:DS3:ERRor <discrete>

<discrete> =	FAS	Frame Errors
	MFAS	Multiframe errors
	FASMfas	Frame and Multiframe Er- rors
	FEBE	FEBE Errors
	PBITs	P bit Errors
	CPBits	CP bit Errors

Sets a DS3 transmit error.

:SOURCE:DATA:TELEcom:SPDH:DS3:ERRor?

Returns: <discrete>

:SOURCE:DATA:TELEcom:SPDH:DS1:ERRor <discrete>

<discrete> =	FAS	Frame Errors
	CRC	CRC-6 Errors

Sets a DS1 transmit error.

:SOURCE:DATA:TELEcom:SPDH:DS1:ERRor?

Returns: <discrete>

:SOURCE:DATA:TELEcom:ERRor:SINGLE

Injects a single error.

:SOURCE:DATA:TELEcom:SPDH:ERRor:RATE <discrete>

<discrete> =	NONE	Errors off
--------------	------	------------

EALL	Error All
E_3	1E-3 Error rate
E_4	1E-4 Error rate
E_5	1E-5 Error rate
E_6	1E-6 Error rate
E_7	1E-7 Error rate
E_8	1E-8 Error rate
E_9	1E-9 Error rate
USER	User error rate

Selects the transmitter Error Rate of the error type selected.

NOTE

If this query returns USER, then
:SOURce:DATA:TELEcom:SPDH:ERRor:RATE:USER? must be used to discover
the currently injected error rate.

:SOURce:DATA:TELEcom:SPDH:ERRor:RATE?

Returns: <discrete>

:SOURce:DATA:TELEcom:SPDH:ERRor:RATE:USER <numeric>

<numeric> = 9.9E-9 to 1.1E-3 mantissa resolution 0.1, ex-
ponent resolution 1

Sets the USER defined Error Add rate.

NOTE

The maximum user defined error rate is dependent on both error type and line
rate.

:SOURce:DATA:TELEcom:SPDH:ERRor:RATE:USER?

Returns: <numeric>

:SOURce:DATA:TELEcom:SPDH:ERRor:RATE:USER:ACTion <boolean>

<boolean> = 0 or OFF

1 or On

User Value set as Error
Rate

Enables the USER defined Error Add rate.

:SOURce:DATA:TELEcom:SPDH:ERRor:RATE:USER:ACTion?

Returns: <boolean>

:SOURce:DATA:TELEcom:SPDH:ERRor:FRAME:NERRored <numeric>

<numeric> = 1 to 6

Frame number

Frame Error Add only. Selects the number of frames to be errored in the Structured PDH transmitter.

:SOURce:DATA:TELEcom:SPDH:ERRor:FRAME:NERRored?

Returns: <numeric>

:SOURce:DATA:TELEcom:SPDH:ERRor:MFRame:NERRored <numeric>

<numeric> = 1 to 4

Number of DS3 Multiframe

Sets the number of DS3 multi-frames to error.

:SOURce:DATA:TELEcom:SPDH:ERRor:MFRame:NERRored?

Returns: <numeric>

SOURce subsystem - Transmitter Alarm Test Functions

Further commands (including Alarm Stress) can be found in the 'Transmitter Alarm Test Functions' section of the 'Common Commands' chapter.

:SOURce:DATA:TELEcom:SPDH:ALARm:PHYSical <discrete>

<discrete> = LOS Loss of Signal Alarm

Selects PHYSical Alarms.

:SOURce:DATA:TELEcom:SPDH:ALARm:PHYSical?

Returns: <discrete>

:SOURce:DATA:TELEcom:SPDH:M140:ALARm <discrete>

<discrete> = AIS Alarm Indication Signal
 LOFRame Loss Of Framing
 RAI Remote Alarm Indication

Set a 140 Mb/s transmit alarm.

:SOURce:DATA:TELEcom:SPDH:M140:ALARm?

Returns: <discrete>

:SOURce:DATA:TELEcom:SPDH:M34:ALARm <discrete>

<discrete> = AIS Alarm Indication Signal
 LOFRame Loss Of Framing
 RAI Remote Alarm Indication

Sets a 34Mb/s transmit alarm.

:SOURce:DATA:TELEcom:SPDH:M34:ALARm?

4 PDH/DSn Command Reference

Returns: <discrete>

:SOURCE:DATA:TELEcom:SPDH:M8:ALARM <discrete>

<discrete> =	AIS	Alarm Indication Signal
	LOFRame	Loss Of Framing
	RAI	Remote Alarm Indication

Set an 8 Mb/s transmit alarm.

:SOURCE:DATA:TELEcom:SPDH:M8:ALARM?

Returns: <discrete>

:SOURCE:DATA:TELEcom:SPDH:M2:ALARM <discrete>

<discrete> =	AIS	Alarm Indication Signal
	LOFRame	Loss Of Framing
	RAI	Remote Alarm Indication
	RMFR	Remote Multiframe Alarm
	CMFL	CAS Multiframe Loss

Set a 2 Mb/s transmit alarm. RMFR and CMFL are only valid when timeslot-16 CAS multiframe has been selected.

:SOURCE:DATA:TELEcom:SPDH:M2:ALARM?

Returns: <discrete>

:SOURCE:DATA:TELEcom:SPDH:DS3:ALARM <discrete>

<discrete> =	AIS	Alarm Indication Signal
	OOFrAmE	Out Of Framing
	RAI	Remote Alarm Indication
	IDLE	Idle

Sets a DS3 transmit alarm.

:SOURCE:DATA:TELEcom:SPDH:DS3:ALARM?

Returns: <discrete>

:SOURCE:DATA:TELEcom:SPDH:DS1:ALARM <discrete>

<discrete> =	AIS	Alarm Indication Signal
	OOFrAmE	Out Of Framing
	RAI	Remote Alarm Indication

Sets a DS1 transmit alarm.

:SOURCE:DATA:TELEcom:SPDH:DS1:ALARM?

Returns: <discrete>

INPut subsystem

:INPut:TELEcom:SPDH:TSIGnal:PAYLoad:LOCation <discrete>

<discrete> = INTernal
 EXTernal

This command selects the structured PDH transmitter payload location.

:INPut:TELEcom:SPDH:TSIGnal:PAYLoad:LOCation?

Returns: <discrete>

:INPut:TELEcom:SPDH:TSIGnal:PAYLoad:CODE <discrete>

<discrete> =	HDB3	2Mb/s
	B8ZS	DS1
	AMI	DS1

Selects the structured PDH insert interface line code for the input port.

:INPut:TELEcom:SPDH:TSIGnal:PAYLoad:CODE?

Returns: <discrete>

SENSe subsystem - Receiver Settings

:SENSe:DATA:TELEcom:SPDH:RATE <discrete>

<discrete> =	M140	140Mb/s
	DS3	44Mb/s
	M34	34Mb/s
	M8	8Mb/s
	M2	2Mb/s
	DS1	1.544Mb/s

Sets the rate of the instrument input port.

:SENSe:DATA:TELEcom:SPDH:RATE?

Returns: <discrete>

Payload Commands

:SENSe:DATA:TELEcom:SPDH:PAYLoad:FRAMing <discrete>

<discrete> =	UNFRamed	No framing
	FRAMed	8, 34 & 140 Mb/s
	PCM30	2 Mb/s Only
	PCM31	2 Mb/s Only
	PCM30CRC	2 Mb/s Only
	PCM31CRC	2 Mb/s Only
	D4	DS1 only
	ESF	DS1 only
	SLC96	DS1 only
	M13	DS3 only
	CBIT	DS3 only

4 PDH/DSn Command Reference

NOFBit

Ds1 floating Byte only

Selects the Structured PDH receiver interface rate framing.

:SENSe:DATA:TELEcom:SPDH:PAYLoad:FRAMing?

Returns: <discrete>

:SENSe:DATA:TELEcom:SPDH:PAYLoad:STRucture <discrete>

<discrete> = UNSTructured All rates

 STRuctured All framed formats

Selects whether or not the PDH receiver is to have any further structure or not.

:SENSe:DATA:TELEcom:SPDH:PAYLoad:STRucture?

Returns: <discrete>

SENSe subsystem - Receiver Test Signal Set Up

:SENSe:DATA:TELEcom:SPDH:TSIGnal:RATE <discrete>

<discrete> =	M34	34 Mb/s
	M8	8 Mb/s
	M2	2 Mb/s
	M2K64	2Mb/s with 64kb/s
	DS1	DS1
	DS1K56	DS1 with 56kb/s
	DS1K64	DS1 with 64kb/s

Selects the Structured PDH receiver tributary rate.

:SENSe:DATA:TELEcom:SPDH:TSIGnal:RATE?

Returns: <discrete>

:SENSe:DATA:TELEcom:SPDH:TSIGnal:FRAMing <discrete>

<discrete> =	UNFRamed	2, 8 & 34 Mb/s
	FRAMed	8 & 34 Mb/s
	PCM30	2 Mb/s
	PCM31	2 Mb/s
	PCM30CRC	2 Mb/s
	PCM31CRC	2 Mb/s
	D4	DS1
	ESF	DS1
	SLC96	DS1

Selects the Structured PDH receiver tributary framing.

:SENSe:DATA:TELEcom:SPDH:TSIGnal:FRAMing?

4 PDH/DSn Command Reference

Returns: <discrete>

:SENSe:DATA:TELecom:SPDH:TSIGnal:TRIButary:M34 <numeric>

<numeric> = 1 to 4

Selects the Structured PDH receiver 34 Mb/s tributary number.

:SENSe:DATA:TELecom:SPDH:TSIGnal:TRIButary:M34?

Returns: <numeric>

:SENSe:DATA:TELecom:SPDH:TSIGnal:TRIButary:M8 <numeric>

<numeric> = 1 to 4

Selects the Structured PDH receiver 8 Mb/s tributary number.

:SENSe:DATA:TELecom:SPDH:TSIGnal:TRIButary:M8?

Returns: <numeric>

:SENSe:DATA:TELecom:SPDH:TSIGnal:TRIButary:M2 <numeric>

<numeric> = 1 to 4

Selects the Structured PDH receiver 2 Mb/s tributary number.

:SENSe:DATA:TELecom:SPDH:TSIGnal:TRIButary:M2?

Returns: <numeric>

:SENSe:DATA:TELecom:SPDH:TSIGnal:TRIButary:DS1 <numeric>

<numeric> = 1 to 4

Selects the Structured PDH receiver DS1 tributary number.

:SENSe:DATA:TELecom:SPDH:TSIGnal:TRIButary:DS1?

Returns: <numeric>

:SENSe:DATA:TELecom:SPDH:TSIGnal:TRIButary:DS2 <numeric>

<numeric> = 1 to 7

Selects the Structured PDH receiver DS2 tributary number.

:SENSe:DATA:TELecom:SPDH:TSIGnal:TRIButary:DS2?

Returns: <numeric>

:SENSe:DATA:TELecom:SPDH:TSIGnal:TSLot:M2:K64 <numeric>

<numeric> = 1 to 31	PCM31 & PCM31CRC
1 to 15 & 17 to 31	PCM30 & PCM30CRC

Selects the Structured PDH receiver 64 kb/s timeslot.

:SENSe:DATA:TELecom:SPDH:TSIGnal:TSLot:M2:K64?

Returns: <numeric>

:SENSe:DATA:TELecom:SPDH:TSIGnal:TSLot:M2:K64Xn <numeric>

<numeric> = 0 to 2147483647 31 bit value

Selects the NX64 kb/s timeslots of the 2Mb/s number. a '1' in the nth position signifies selection of timeslot n. A '0' signifies deselection e.g. to select timeslots 1,8,15,22,29 #b1000000100000010000001000000100 or #h40810204.

:SENSe:DATA:TELecom:SPDH:TSIGnal:TSLot:M2:K64Xn?

Returns: <numeric>

:SENSe:DATA:TELEcom:SPDH:TSIGnal:TSLot:DS1:K56 <numeric>

<numeric> = 1 to 24 Any framing

Selects the PDH receiver 56kb/s timeslot.

:SENSe:DATA:TELEcom:SPDH:TSIGnal:TSLot:DS1:K56?

Returns: <numeric>

:SENSe:DATA:TELEcom:SPDH:TSIGnal:TSLot:DS1:K64 <numeric>

<numeric> = 1 to 24 Any framing

Selects the PDH receiver 64kb/s timeslot.

:SENSe:DATA:TELEcom:SPDH:TSIGnal:TSLot:DS1:K64?

Returns: <numeric>

:SENSe:DATA:TELEcom:SPDH:TSIGnal:TSLot:DS1:K64Xn <numeric>

<numeric> = 0 to 16777215 24 bit value

Selects the NX64 kb/s timeslots of the DS1 signal. a '1' in the nth position signifies selection of timeslot n. A '0' signifies deselection e.g. to select timeslots 1,8,15,22 #b100000010000001000000100 or #h810204.

:SENSe:DATA:TELEcom:SPDH:TSIGnal:TSLot:DS1:K64Xn?

Returns: <numeric>

:SENSe:DATA:TELEcom:SPDH:TSIGnal:TSLot:DS1:K56Xn <numeric>

<numeric> = 0 to 16777215 24 bit value

Selects the 56XN kb/s timeslots of the DS1 signal. a '1' in the nth position signifies selection of timeslot n. A '0' signifies deselection e.g. to select timeslots

1,8,15,22 #b100000010000001000000100 or #h810204.

:SENSe:DATA:TELecom:SPDH:TSIGnal:TSLot:DS1:K56Xn?

Returns: <numeric>

DS1 Loop Codes

:SENSe:DATA:TELecom:SPDH:INBand:LPUP:CODE <discrete>

<discrete> =	LINact	Activate Line
	PAYact	Activate Payload
	NETact	Activate Network
	USER	User Loop Code

Selects the expected Structured PDH receiver inband Loop Up loop code.

:SENSe:DATA:TELecom:SPDH:INBand:LPUP:CODE?

Returns: <discrete>

:SENSe:DATA:TELecom:SPDH:INBand:LPUP:USER <numeric>, <numeric>

<numeric> = 1 to 8

<numeric> = 0 to 255 8 bit value

Sets the expected Structured PDH receiver inband Loop Up loop code, variable bit length user loop code.

The first numeric parameter specifies the number of bits in the loop code to be in the range 1 to 8 bits. The second numeric parameter specifies the loop code and is range checked against the number of bits specified in the first parameter.

:SENSe:DATA:TELecom:SPDH:INBand:LPUP:USER? <numeric>

<numeric> = 1 to 8

4 PDH/DSn Command Reference

Returns: <numeric>

:SENSe:DATA:TELecom:SPDH:INBand:LPDN:CODE <discrete>

<discrete> =	LINDeact	Deactivate Line
	PAYDeact	Deactivate Payload
	NETDeact	Deactivate Network
	USER	User Loop Code

Selects the expected Structured PDH receiver inband Loop Down loop code.

:SENSe:DATA:TELecom:SPDH:INBand:LPDN:CODE?

Returns: <discrete>

:SENSe:DATA:TELecom:SPDH:INBand:LPDN:USER <numeric>, <numeric>

<numeric> = 1 to 8

<numeric> = 0 to 255 8 bit value

Sets the expected Structured PDH receiver inband Loop Down loop code, variable bit length user loop code.

The first numeric parameter specifies the number of bits in the loop code to be in the range 1 to 8 bits.

The second numeric parameter specifies the loop code and is range checked against the number of bits specified in the first parameter.

:SENSe:DATA:TELecom:SPDH:INBand:LPDN:USER? <numeric>

<numeric> = 1 to 8

Returns: <numeric>

SENSE subsystem - Result Returning Commands

Structured PDH Error Results

:SENSE:DATA? <string>

<string> = "<Return Type>:SPDH:LSECond:<error>" for last second results

<string> = "<Return Type>:SPDH:<error>" for total results

<Return Type> is one of the following

ECOut	For returning Error Count
ERATio	For returning Error Ratios

<error> is one of the following

M2:FAS	2Mb/s FAS error
M8:FAS	8Mb/s FAS error
M34:FAS	34Mb/s FAS error
M140:FAS	140Mb/s FAS error
DS3:FEBE	DS3 FEBE error
DS3:PBITs	DS3 P-BITs error
DS3:CPBITs	DS3 CP-Bits error
DS1:FAS	DS1 Frame error
DS3:FAS	DS3 Frame error
M2:CRC	2Mb/s CRC4 error
DS1:CRC	DS1 CRC6 error
M2:REBE	2Mb/s EBit error

Returns: <numeric>

Structured PDH Analysis Results

:SENSE:DATA? <string>

<string> = "<Result type>:SPDH:<Path Type>:<Type>"

		<Type> =		
<Result type> =		G821	G826	M2100

4 PDH/DSn Command Reference

ESECONDS	Error Seconds	X	X	X
SESeconds	Severely Errored Seconds	X	X	X
EBCOUNT	Errored block count		X	
BBECOUNT	Background block error count		X	
ESRatio	Error Second Ratio	X	X	
SESRatio	Severely Errored Second Ratio	X	X	
BBERatio	Background Block Error ratio		X	
UASeconds	Unavailable seconds	X	X	X
PUASeconds	Path Unavailable seconds		X	X

<Path type> =

M140:TRANsmit
M140:RECEive
M34:TRANsmit
M34:RECEive
M8:TRANsmit
M8:RECEive
M2:TRANsmit

Transmit 140Mb/s
Receive 140Mb/s
Transmit 34Mb/s
Receive 34Mb/s
Transmit 8Mb/s
Receive 8Mb/s
Transmit 2Mb/s

M2:RECeive	Receive 2Mb/s
DS1:TRANsmit	Transmit DS1
DS1:RECeive	Receive DS1
DS3:TRANsmit	Transmit DS3
DS3:RECeive	Receive DS3
BIT	Bit errors (Out Of Service)

NOTE

G.821 has only BIT as the <Path Type>.

Returns: <numeric>

Structured PDH Alarm Seconds Results

:SENSE:DATA? <string>

<string> = "ASECnds:SPDH:<Alarm>"


<Alarm> is one of the following

M140:LOF	140 Mb/s Frame Loss
M140:AIS	140Mb/s AIS
M140:RAI	140Mb/s Remote Alarm
M140:MINor	140Mb/s Minor Alarm
M34:LOF	34 Mb/s Frame Loss
M34:AIS	34Mb/s AIS
M34:RAI	34Mb/s Remote Alarm
M34:MINor	34Mb/s Minor Alarm
M8:LOF	8Mb/s Frame Loss
M8:AIS	8Mb/s AIS
M8:RAI	8Mb/s Remote Alarm
M8:MINor	8Mb/s Minor Alarm
M2:LOF	2Mb/s Frame Loss
M2:AIS	2Mb/s AIS
M2:RAI	2Mb/s Remote Alarm
M2:MINor	2Mb/s Minor Alarm
M2:MFM	2Mb/s CAS Multiframe Loss
M2:RMFR	2Mb/s Remote Multiframe Alarm
DS3:OOF	DS3 Out Of Frame
DS3:EXZ	DS3 Excess zeros
DS3:AIS	DS3 AIS
DS3:RAI	DS3 Remote Alarm
DS3:IDLE	DS3 Idle
DS3:FMM	DS3 Frame Mismatch

4 PDH/DSn Command Reference

DS3:MFM
DS2:OOF
DS1:OOF
DS1:EXZ
DS1:AIS
DS1:RAI

DS3 Multiframe Loss
DS2 Out Of Frame
DS1 Out Of Frame
DS1 Excess zeros
DS1 AIS
DS1 Remote Alarm



5

SDH Command Reference

SDH Command Reference	201
OUTPut subsystem	202
SOURce subsystem - Transmitter Settings	203
SOURce subsystem - Transmitter Overhead Set up	215
SOURce subsystem - Clock Offset Test Function	236
SOURce subsystem - Transmitter Error Test Functions	237
SOURce subsystem - Transmitter Alarm Test Functions	242
SOURce subsystem - Pointer Adjust Test Functions	246
SOURce Subsystem - VCat Delay Test Function	250
SOURce subsystem - APS Messages	252
SOURce subsystem - DCC Insertion	259
INPut subsystem	260
SENSe subsystem - Receiver Settings	261
SENSe subsystem - Receiver Overhead Monitor	269
SENSe subsystem - Data Capture Commands	273
SENSe subsystem - Receiver SDH Overhead Sequence Capture Commands	275
SENSe Subsystem - Signal Wizard SDH Frame Layer	278
SENSe subsystem - Result Returning Commands	283
FETCh subsystem	288
FETCh Subsystem - Signal Wizard SDH Frame Layer	297
SYSTem Subsystem - SDH Trigger Output Commands	299



SDH Command Reference

This chapter contains detailed information on commands that are used to control the instrument for SDH operation.

OUTPut subsystem

:OUTPut:TELEcom:SDH:PAYLoad:LOCation <discrete>

<discrete> = INTERNAL
EXTernal

This command selects the SDH insert payload location.

:OUTPut:TELEcom:SDH:PAYLoad:LOCation?

Returns: <discrete>

:OUTPut:TELEcom:SDH:PAYLoad:CODE <discrete>

<discrete> =	CMI	140Mb/s only
	B3ZS	DS3
	HDB3	34Mb/s, 8Mb/s, 2Mb/s
	B8ZS	DS1
	AMI	DS1

Selects the insert interface line code for the SDH payload.

:OUTPut:TELEcom:SDH:PAYLoad:CODE?

Returns: <discrete>

SOURce subsystem - Transmitter Settings

:SOURce:DATA:TELEcom:SDH:RATE <discrete>

<discrete> =	STM64	10Gb/s
	STM16	2.5Gb/s
	STM4	622Mb/s
	STM1	155Mb/s
	STM0	51Mb/s

Controls the characteristics of the instrument's output ports.

Sets the output rate for the instrument output port.

:SOURce:DATA:TELEcom:SDH:RATE?

Returns: <discrete>

:SOURce:DATA:TELEcom:SDH:THRumode:COVERwrite <boolean>

<boolean> =	0 or OFF
	1 or On

Controls the overhead overwrite thru mode feature.

Enables or disables overhead overwrite. Thru mode must be enabled for this to be set.

:SOURce:DATA:TELEcom:SDH:THRumode:COVERwrite?

Returns: <boolean>

Mapping Settings

:SOURce:DATA:TELEcom:SDH:AU:STRucture <discrete>

<discrete> = MIXed
PRESet

Sets the type of mapping structure to be generated. In preset mode, the mappings will be the same size of the foreground except for AU4_2C, AU4_3C and AU4_8C where the background mappings are all AU4.

:SOURCE:DATA:TELEcom:SDH:AU:STRucture?

Returns: <discrete>

Mixed Mappings Settings

The following commands are only applicable in Mixed Mapping mode.

:SOURCE:DATA:TELEcom:SDH:AU:MIXed:RESet <discrete>

<discrete> = AU4
AU3

Resets the Mixed mappings to it's default state with all channels AU3 or AU4, and the first channel as the foreground channel.

:SOURCE:DATA:TELEcom:SDH:AU:MIXed:FOReground <numeric>

<numeric> = 1 to 192 Foreground channel number

Selects the foreground channel. The number is the number of AU-3 from the first channel.

This value can be obtained using the following formula:
 $(AUG16\# - 1) * 48 + (AUG4\# - 1) * 12 + (AUG1\# - 1) * 4 + AU-3\#$

Only the channel numbers of mappings that have actually been defined may be selected.

:SOURCE:DATA:TELEcom:SDH:AU:MIXed:FOReground?

Returns: <numeric>

:SOURCE:DATA:TELEcom:SDH:AU:MIXed:TYPE <numeric>, <discrete>

<numeric> = 1 to 192 Channel number

<discrete> = AU3 Channel Size

AU4

AU4_2C

AU4_3C

AU4_4C

AU4_8C

AU4_16C

AU4_64C

Selects the size of the given channel. The Channel number is as for :MIXed:FOReground.

Only valid if the given channel already exists, and the given size is a valid size for the given start position.

:SOURCE:DATA:TELEcom:SDH:AU:MIXed:TYPE? <numeric>

<numeric> = 1 to 192 Channel number

Returns: <discrete>

Virtual Concatenation Settings

:SOURCE:DATA:TELEcom:SDH:VCAT <discrete>

<discrete> = ON

OFF

Enable or Disable VCAT Mappings

:SOURCE:DATA:TELEcom:SDH:VCAT?

Returns: <discrete>

:SOURCE:DATA:TELEcom:SDH:VCAT:CHGRoup <discrete>

<discrete> = ON
OFF

Enable or disable the SQI checking.

:SOURCE:DATA:TELEcom:SDH:VCAT:CHGRoup?

Returns: <discrete>

:SOURCE:DATA:TELEcom:SDH:VCAT:ADD <numeric>

<numeric> = Channel Number 1..192

Adds the mapping at the given channel number to the VCAT group.

For High Order (AU4 or AU3) the Channel Number is calculated using the following formula:

$(AUG16\#-1)*48 + (AUG4\#-1)*12 + (AUG1\#-1)*4 + AU3\#$

For Low Order (TU3, TU12 or TU11) the Channel Number is simply the GUI position of the selected channel (counting from left to right).

:SOURCE:DATA:TELEcom:SDH:VCAT:REMOve <numeric>

<numeric> = Channel Number 1..192

Removes the mapping at Channel Number from the VCAT group

:SOURCE:DATA:TELEcom:SDH:VCAT:MEMBer? <numeric>

<numeric> = Channel Number 1..192

Indicates if the mapping at the given channel number is a member of the VCAT group.

:SOURCE:DATA:TELECOM:SDH:VCAT:SQI <numeric>, <numeric>

<numeric> = Channel Number 1..192

<numeric> = SQI Number

Changes the SQI number of the VCAT member at Channel Number

:SOURCE:DATA:TELECOM:SDH:VCAT:SQI? <numeric>

<numeric> = Channel Number 1..192

Returns: <numeric>

:SOURCE:DATA:TELECOM:SDH:VCAT:CLEAR

Removes all VCAT group members except the currently selected foreground channel.

AUG Numbering Selection

The following commands are only applicable in Preset Mapping mode.

:SOURCE:DATA:TELECOM:SDH:AUG64 <numeric>

<numeric> = 1 AUG-64 number.

Selects the transmitted AUG-64 that is selected for test.

Only valid if :SOURCE:DATA:TELECOM:SDH:RATE <discrete> is set to a rate higher than STM-16.

:SOURCE:DATA:TELECOM:SDH:AUG64?

Returns: <numeric>

:SOURce:DATA:TELEcom:SDH:AUG16 <numeric>

<numeric> = 1 to 4 AUG-16 number.

Selects the transmitted AUG-16 that is selected for test.

Only valid if :SOURce:DATA:TELEcom:SDH:RATE <discrete> is set to a rate higher than STM-4.

:SOURce:DATA:TELEcom:SDH:AUG16?

Returns: <numeric>

:SOURce:DATA:TELEcom:SDH:AUG4 <numeric>

<numeric> = 1 to 4 AUG-4 number.

Selects the transmitted AUG-4 that is selected for test.

Only valid if :SOURce:DATA:TELEcom:SDH:RATE <discrete> is set to a rate higher than STM-1.

:SOURce:DATA:TELEcom:SDH:AUG4?

Returns: <numeric>

:SOURce:DATA:TELEcom:SDH:AUG1 <numeric>

<numeric> = 1 to 4 AUG-1 number.

Selects the transmitted AUG that is selected for test.

Only valid if :SOURce:DATA:TELEcom:SDH:RATE <discrete> is set to a rate higher than STM-0.

:SOURce:DATA:TELEcom:SDH:AUG1?

Returns: <numeric>

:SOURCE:DATA:TELEcom:SDH:AU3 <numeric>

<numeric> = 1 to 3 AU3 number

Selects the transmitted AU3 that is selected for test. Only valid for line rates higher than STM-0.

:SOURCE:DATA:TELEcom:SDH:AU3?

Returns: <numeric>

Tandem Connection Monitoring (TCM)

:SOURCE:DATA:TELEcom:SDH:TCM:HPATH <boolean>

<boolean> =	OFF	High-Order (HO) TCM Path Off
	ON	High-Order (HO) TCM Path On

Enables and Disables the High-Order Tandem Connection Path.

:SOURCE:DATA:TELEcom:SDH:TCM:HPATH?

Returns: <boolean>

:SOURCE:DATA:TELEcom:SDH:TCM:LPATH <boolean>

<boolean> =	OFF	Low-Order (LO) TCM Path Off
	ON	Low-Order (LO) TCM Path On

Enables and Disables the Low-Order Tandem Connection Path.

:SOURCE:DATA:TELEcom:SDH:TCM:LPATH?

Returns: <boolean>

AU Layer Selection

:SOURCE:DATA:TELEcom:SDH:AU:TYPE <discrete>

<discrete> = AU3
AU4
AU4_2C
AU4_3C
AU4_4C
AU4_8C
AU4_16C
AU4_64C

Selects the AU mapping into an STM-N frame.

:SOURCE:DATA:TELEcom:SDH:AU:TYPE?

Returns: <discrete>

TU Layer Selection

:SOURCE:DATA:TELEcom:SDH:TU:TYPE <discrete>

<discrete> = NONE
TU3
TU11
TU12

Selects the TU mapping.

:SOURCE:DATA:TELEcom:SDH:TU:TYPE?

Returns: <discrete>

Payload Layer Selection

:SOURCE:DATA:TELEcom:SDH:PAYLoad <discrete>

<discrete> =	BULK	Bulk Filled
	M140	140 Mb/s
	M34	34 Mb/s
	ASM2	Asynchronous
	FLM2	2 Mb/s floating byte
	FLDS1	DS1 floating byte
	ASDS1	Asynchronous DS3
	DS3	DS3
	GFPLaps	GFP/LAPS

This command controls the transmitter SDH payload for single payload cases.

:SOURCE:DATA:TELEcom:SDH:PAYLoad?

Returns: <discrete>

TUG Channel

:SOURCE:DATA:TELEcom:SDH:TUG3 <numeric>

<numeric> = 1 to 3 TUG3 Number

Selects the SDH Transmitter active TUG3 within the foreground AU4.

:SOURCE:DATA:TELEcom:SDH:TUG3?

Returns: <numeric>

:SOURCE:DATA:TELEcom:SDH:TUG2 <numeric>

<numeric> = 1 to 7 TUG2 Number

Selects the SDH Transmitter active TUG2 within the selected TUG3 or AU3.

:SOURCE:DATA:TELEcom:SDH:TUG2?

Returns: <numeric>

:SOURCE:DATA:TELEcom:SDH:TU <numeric>

<numeric> = 1 to 3 Tributary Number for TU-12
 1 to 4 Tributary Number for TU-11

Selects the SDH Transmitter active TU within the selected TUG2.

:SOURCE:DATA:TELEcom:SDH:TU?

Returns: <numeric>

:SOURCE:DATA:TELEcom:SDH:PAYLoad:FOFFset <boolean>

<boolean> = 0 or OFF
 1 or On

Enables or disables the SDH Payload Clock Frequency Offset.

:SOURCE:DATA:TELEcom:SDH:PAYLoad:OFFSet?

Returns: <boolean>

:SOURCE:DATA:TELEcom:SDH:PAYLoad:OFFSet <numeric>

<numeric> = -100.0 to +100.0 Parts per Million

Sets (and enables) the payload frequency offset.

:SOURCE:DATA:TELEcom:SDH:PAYLoad:OFFSet?

Returns: <numeric>

Background Settings

:SOURce:DATA:TELEcom:SDH:AU:BACKground <discrete>

<discrete> =	UNEQuipped	Fixed at 00000000
	AS_FG	As Foreground
	EQUipped	Equipped
	AIS	AIS

Selects the payload in the background (non test) AUs.

:SOURce:DATA:TELEcom:SDH:AU:BACKground?

Returns: <discrete>

:SOURce:DATA:TELEcom:SDH:TU:BACKground:PAYLoad:PATtern <discrete>

<discrete> =	PRBS9	2^9-1
	PRBS15	2^15-1
	B1100	word 1100

Selects the background payload pattern for TUs within the foreground TUG2.

:SOURce:DATA:TELEcom:SDH:TU:BACKground:PAYLoad:PATtern?

Returns: <discrete>

:SOURce:DATA:TELEcom:SDH:TUG3:BACKground:PAYLoad:PATtern <numeric>, <discrete>

<numeric> =	1 to 3	TUG3 to be configured
<discrete> =	TU11	TU-3 structure
	TU12	TU-12 structure
	USER	User Defined

Selects the structure in a background TUG3. This command is only valid if the

selected TUG3 is not the current foreground.

:SOURCE:DATA:TELEcom:SDH:TUG3:BACKground:PAYLoad:PATtern?
<numeric>

<numeric> = 1 to 3 TUG3 to be configured

Returns: <discrete>

:SOURCE:DATA:TELEcom:SDH:TUG3:BACKground:PAYLoad:PATtern:USER
<numeric>, <numeric>

<numeric> = 1 to 3 TUG3 to be configured

<numeric> = 0 to 256 8 bit pattern

Sets the User Pattern to be transmitted in the specified background TUG3. This command is only valid if the TUG3 selected is not the current foreground.

The 8-bit numeric value can be entered using #b for binary representation, #h for hexadecimal or just as a decimal number.

:SOURCE:DATA:TELEcom:SDH:TUG3:BACKground:PAYLoad:PATtern:USER
? <numeric>

<numeric> = 1 to 3 TUG3 to be configured

Returns: <numeric>

SOURce subsystem - Transmitter Overhead Set up

:SOURce:DATA:TELEcom:SDH:OVERhead:DEFault

Sets all overhead bytes to their default value

:SOURce:DATA:TELEcom:SDH:OVERhead:DATA <numeric>, <numeric>, <discrete>, <numeric>

<numeric> = 1 to 64 STM-1 Number

<numeric> = 1 to 3 Column Number

<discrete> = A1 | A2 | E1 | F1 | D1 | D2 | D3 | K1 | H1 | K2 | D4 |
D5 | D6 | D7 | D8 | D9 | D10 | D11 | D12 | S1 | M0 |
M1 | E2 | X11 | X12 | X13 | X21 | X22 | X23 | X31 |
X32 | X33 | X41 | X42 | X43 | X51 | X52 | X53 | X61 |
X62 | X63 | X71 | X72 | X73 | X81 | X82 | X83 | X91 |
X92 | X93 |

<numeric> = 0 to 255 Byte Value

Sets the value of the selected transmitter section overhead byte. The required byte is specified by 4 command parameters.

The first parameter, STM-1 Number, identifies an STM-1 within the signal. The acceptable range for this parameter will depend on the selected transmit signal rate. For the STM-0 signal rate only 1 is valid.

The second parameter identifies a set of columns within the selected STM-1. A Value of 1 selects columns 1,4 & 7, a value of 2 selects Columns 2,5 & 8, and a value of 3 selects Columns 3,6 & 9. For the STM-0 signal rate only 1 is valid.

The third parameter identifies the specific byte in the selected set of columns. There are two ways of specifying this byte. The first is to use standard names where these are valid. The set of valid names is shown in the table above. The second method is to use an "Xrc" notation, where r is the numerical value of the bytes row in the transport overhead and c is the numerical value of the bytes column in the transport overhead. This method allows access to ANY byte in the selected STM-1 / Column set.

The fourth command parameter is the new value that will be transmitted in the specified byte. This value can be specified in hex, octal or decimal format.

:SOURCE:DATA:TELEcom:SDH:OVERhead:DATA? <numeric>, <numeric>, <discrete>

<numeric> = 1 to 64 STM-1 Number

<numeric> = 1 to 3 Column Number

<discrete> = A1 | A2 | E1 | F1 | D1 | D2 | D3 | K1 | H1 | K2 | D4 |
 D5 | D6 | D7 | D8 | D9 | D10 | D11 | D12 | S1 | M0 |
 M1 | E2 | X11 | X12 | X13 | X21 | X22 | X23 | X31 |
 X32 | X33 | X41 | X42 | X43 | X51 | X52 | X53 | X61 |
 X62 | X63 | X71 | X72 | X73 | X81 | X82 | X83 | X91 |
 X92 | X93 |

Returns: <numeric>

:SOURCE:DATA:TELEcom:SDH:OVERhead:J0:PATtern <discrete>

<discrete> =	ASRX	As Received (Thru mode only)
	FIXed	Fixed Byte Sequence
	B16Crc	16 Byte Sequence (with CRC)
	B64	64 Byte Sequence

Sets the type of pattern that is to be transmitted in the J0 byte of the STM regenerator section overhead. The pattern repeats every 16 characters and is transmitted character by character in subsequent frames. Default is FIXed. ASRX is only applicable when thru mode is enabled.

:SOURCE:DATA:TELEcom:SDH:OVERhead:J0:PATtern?

Returns: <discrete>

:SOURCE:DATA:TELEcom:SDH:OVERhead:J0:PATtern:FIXed <numeric>

<numeric> = 0 to 255 Byte Value

Sets the fixed byte value of the J0 byte. Only relevant when :SOURCE:DATA:TELEcom:SDH:OVERhead:J0:PATTern <discrete> is set to FIXed.

:SOURCE:DATA:TELEcom:SDH:OVERhead:J0:PATTern:FIXed?

Returns: <numeric>

:SOURCE:DATA:TELEcom:SDH:OVERhead:J0:PATTern:B16Crc <string>

<string> =

Sets the 16-byte sequence of the J0 byte of the regenerator section overhead. The command parameter is a 15 character long string. The instrument automatically appends an E.164 CRC character to make up a 16 character sequence.

If the string is not 15 characters long the instrument will either append NULLS or truncate the string to make it 15 characters long. The pattern repeats every 16 characters and is transmitted character by character in subsequent frames.

Only available when :SOURCE:DATA:TELEcom:SDH:OVERhead:J0:PATTern <discrete> is set to B16Crc.

:SOURCE:DATA:TELEcom:SDH:OVERhead:J0:PATTern:B16Crc?

Returns: <string>

:SOURCE:DATA:TELEcom:SDH:OVERhead:J0:PATTern:B64 <string>

<string> =

Sets the 64-byte sequence of the J0 byte of the regenerator section overhead.

If the string is not 64 characters long the instrument will either append NULLS or truncate the string and terminate with a CR/LF to make it 64 characters long. The pattern repeats every 64 characters and is transmitted character by character in subsequent frames.

Only available when :SOURCE:DATA:TELEcom:SDH:OVERhead:J0:PATTern

<discrete>is set to B64.

:SOURce:DATA:TELEcom:SDH:OVERhead:J0:PATtern:B64?

Returns: <string>

:SOURce:DATA:TELEcom:SDH:OVERhead:J0:PATtern:ARRay?

Returns: <block>

Returns the J0 trace message as an array of numeric values. The number of numeric values returned depends on the pattern type set using :SOURce:DATA:TELEcom:SDH:OVERhead:J0:PATtern <discrete>.

:SOURce:DATA:TELEcom:SDH:OVERhead:SBYTE <discrete>

<discrete> =	ASRX	As Received (Thru mode only)
	QUALunknown	(0000)
	G811	(0010)
	SSUA	(0100)
	SSUB	(1000)
	G813	(1011)
	DONTusesync	(1111)

Selects the SDH SYNC message type (S1 Byte Bits 5 to 8). ASRX is only applicable when thru mode is enabled.

:SOURce:DATA:TELEcom:SDH:OVERhead:SBYTE?

Returns: <discrete>

:SOURce:DATA:TELEcom:SDH:POVerhead:DATA <discrete>, <numeric>

<discrete> = C2 | G1 | F2 | H4 | F3 | K3 | N1

<numeric> = 0 to 255 Byte Value

Sets the value of the specified VC-4-64c, VC-4-16c, VC-4-4c, VC-4, VC-3 foreground high order path overhead byte.

The N1 byte can only be set when the command
:SOURCE:DATA:TELEcom:SDH:TCM:HPATH <boolean> is set to FALSE.

:SOURCE:DATA:TELEcom:SDH:POVerhead:DATA? <discrete>

<discrete> = C2 | G1 | F2 | H4 | F3 | K3 | N1

Returns: <numeric>

:SOURCE:DATA:TELEcom:SDH:POVerhead:J1:PATtern <discrete>

<discrete> = ASRX	As Received (Thru mode only)
B16Crc	16 Byte Sequence (with CRC)
B64	64 Byte Sequence

Sets the type of sequence to be transmitted within the J1 byte of the foreground high order path overhead.

ASRX is only applicable when thru mode is enabled.

:SOURCE:DATA:TELEcom:SDH:POVerhead:J1:PATtern?

Returns: <discrete>

:SOURCE:DATA:TELEcom:SDH:POVerhead:J1:PATtern:B16Crc <string>

<string> =

Sets the 16-byte sequence of the J1 byte of the foreground high order path overhead. The command parameter is a 15 characters long string. The instrument automatically appends an E.164 CRC character to make up a 16 character sequence.

If the string is not 15 characters long the instrument will either append NULLS

or truncate the string to make it 15 characters long. The pattern repeats every 16 characters and is transmitted character by character in subsequent frames.

Only valid when `:SOURCE:DATA:TELEcom:SDH:POVerhead:J1:PATtern <discrete>` is set to `B16Crc`.

`:SOURCE:DATA:TELEcom:SDH:POVerhead:J1:PATtern:B16Crc?`

Returns: `<string>`

`:SOURCE:DATA:TELEcom:SDH:POVerhead:J1:PATtern:B64 <string>`

`<string> =`

Sets the 64-byte sequence of the J1 byte of the foreground high order path overhead.

If the string is not 64 characters long the instrument will either append NULLS or truncate the string and terminate with a CR/LF to make it 64 characters long. The pattern repeats every 64 characters and is transmitted character by character in subsequent frames.

Only available when `:SOURCE:DATA:TELEcom:SDH:POVerhead:J1:PATtern <discrete>` is set to `B64`.

`:SOURCE:DATA:TELEcom:SDH:POVerhead:J1:PATtern:B64?`

Returns: `<string>`

`:SOURCE:DATA:TELEcom:SDH:POVerhead:J1:PATtern:ARRay?`

Returns: `<block>`

Returns the high order J1 trace message as an array of numeric values. The number of numeric values returned depends on the pattern type set using `:SOURCE:DATA:TELEcom:SDH:POVerhead:J1:PATtern <discrete>`.

`:SOURCE:DATA:TELEcom:SDH:POVerhead:J1:VCAT:CSPecific <boolean>`

<boolean> = 0 or OFF
1 or On

Only applicable when High Order VCAT is selected.

Allows selection of High Order J1 VCAT Channel Specific Trace messages mode. When this mode is enabled, the SOURCE:DATA:TELEcom:SDH:POVerhead:J1:VCAT:CSPecific:CHANnel command should be used to specify which J1 Trace message is programmed. When the mode is disabled, the same J1 Trace message is transmitted in all VCAT members.

:SOURCE:DATA:TELEcom:SDH:POVerhead:J1:VCAT:CSPecific?

Returns: <boolean>

**:SOURCE:DATA:TELEcom:SDH:POVerhead:J1:VCAT:CSPecific:CHANnel
<numeric>**

<numeric> = 1 to 48 VCAT Channel

Selects which HO VCAT member to program the J1 Trace message in. Only relevant when the Channel Specific mode has been selected for J1 Trace messages using the SOURCE:DATA:TELEcom:SDH:POVerhead:J1:VCAT:CSPecific:CHANnel command.

:SOURCE:DATA:TELEcom:SDH:POVerhead:J1:VCAT:CSPecific:CHANnel?

Returns: <numeric>

:SOURCE:DATA:TELEcom:SDH:POVerhead:SLABel <discrete>

<discrete> = ASRX	As Received (Thru mode only)
UNEQuipped	Unequipped (00000000)
EQUipped	Equipped (00000001)
TUGStructure	TUG structure (00000010)
LOCKed	Locked TU (00000011)

5 SDH Command Reference

ASYN34	Asynchronous 34 /45 Mb/s (00000100)
ASYN140	Asynchronous 140 Mb/s (00010010)
ATM	ATM (00010011)
DQDB	DQDB (00010100)
FDDI	FDDI (00010101)
PPPSoram	PPP Scrambling On (00010110)
SDL1	SDL1 (00010111)
HDLC/LAPS	HDLC/LAPS (00011000)
SDL2	SDL2 (00011001)
GBE10	10Gbs Ethernet (00011010)
GFP	GFP (00011011)
PPPNoram	PPP Scrambling Off (11001111)
BULK	Bulk Filled (11111110)
VCAis	VCAIS (11111111)

Sets the value of the path label (C2 Byte) of the foreground high order path overhead.

ASRX is only applicable when thru mode is enabled.

:SOURCE:DATA:TELEcom:SDH:POVerhead:SLABel?

Returns: <discrete>

:SOURCE:DATA:TELEcom:SDH:TCM:APID:PATtern <discrete>

<discrete> =	ASRX	As Received (Thru mode only)
	B16Crc	16 Byte Sequence (with CRC)

Sets the type of sequence to be transmitted within the N1 byte of the foreground high order path overhead.

ASRX is only applicable when thru mode is enabled.

:SOURCE:DATA:TELEcom:SDH:TCM:APID:PATTERN?

Returns: <discrete>

:SOURCE:DATA:TELEcom:SDH:TCM:APID:PATTERN:B16Crc <string>

<string> =

Sets the 16-byte sequence of the N1 byte of the foreground high order path overhead. The command parameter is a 15 characters long string. The instrument automatically appends an E.164 CRC character to make up a 16 character sequence.

If the string is not 15 characters long the instrument will either append NULLS or truncate the string to make it 15 characters long. The pattern repeats every 16 characters and is transmitted character by character in subsequent frames.

Only valid when :SOURCE:DATA:TELEcom:SDH:TCM:APID:PATTERN <discrete> is set to B16Crc, and :SOURCE:DATA:TELEcom:SDH:TCM:HPATH <boolean> is set to TRUE.

:SOURCE:DATA:TELEcom:SDH:TCM:APID:PATTERN:B16Crc?

Returns: <string>

:SOURCE:DATA:TELEcom:SDH:TCM:APID:PATTERN:ARRAY?

Returns: <block>

Returns the high order TCM trace message as an array of numeric values. The number of numeric values returned depends on the pattern type set using :SOURCE:DATA:TELEcom:SDH:TCM:APID:PATTERN <discrete>.

:SOURCE:DATA:TELEcom:SDH:POVerhead:H4Sequence <discrete>

5 SDH Command Reference

<discrete> =	LONG	Long Sequence
	SHORT	Short Sequence
	COC1	COC1 Sequence

Sets the H4 Path overhead byte sequence length when
:SOURCE:DATA:TELEcom:SDH:TU <numeric> is set to TU11 or TU12.

:SOURCE:DATA:TELEcom:SDH:POVerhead:H4Sequence?

Returns: <discrete>

:SOURCE:DATA:TELEcom:SDH:TU:POVerhead:DATA <discrete>, <numeric>

<discrete> = C2 | G1 | F2 | H4 | F3 | K3 | N1 | V5 | J2 | N2 | K4

<numeric> = 0 to 255 Byte Value

Sets the value of the specified VC-3, VC-12 or VC-11 foreground low order path overhead byte to the value specified by <numeric>.

For V5, a bitmask of 00111111 is applied to the value of <numeric> since the BIP-2 cannot be set.

:SOURCE:DATA:TELEcom:SDH:TU:POVerhead:DATA? <discrete>

<discrete> = C2 | G1 | F2 | H4 | F3 | K3 | N1 | V5 | J2 | N2 | K4

Returns: <numeric>

:SOURCE:DATA:TELEcom:SDH:TU:POVerhead:J1:PATtern <discrete>

<discrete> =	ASRX	As Received (Thru mode only)
	B16Crc	16 Byte Sequence (with CRC)
	B64	64 Byte Sequence

Sets the type of sequence to be transmitted within the J1 byte of the foreground

low order path overhead.

:SOURCE:DATA:TELEcom:SDH:TU:POVerhead:J1:PATtern?

Returns: <discrete>

:SOURCE:DATA:TELEcom:SDH:TU:POVerhead:J1:PATtern:B16Crc <string>

<string> =

Sets the 16-byte sequence of the J1 byte of the foreground low order path overhead. The command parameter is a 15 characters long string. The instrument automatically appends an E.164 CRC character to make up a 16 character sequence.

If the string is not 15 characters long the instrument will either append NULLS or truncate the string to make it 15 characters long. The pattern repeats every 16 characters and is transmitted character by character in subsequent frames.

Only valid when :SOURCE:DATA:TELEcom:SDH:TU:POVerhead:J1:PATtern <discrete> is set to B16Crc.

:SOURCE:DATA:TELEcom:SDH:TU:POVerhead:J1:PATtern:B16Crc?

Returns: <string>

:SOURCE:DATA:TELEcom:SDH:TU:POVerhead:J1:PATtern:B64 <string>

<string> =

Sets the 64-byte sequence of the J1 byte of the foreground low order path overhead.

If the string is not 64 characters long the instrument will either append NULLS or truncate the string and terminate with a CR/LF to make it 64 characters long. The pattern repeats every 64 characters and is transmitted character by character in subsequent frames.

Only available when :SOURCE:DATA:TELEcom:SDH:TU:POVerhead:J1:PATtern <discrete> is set to B64.

:SOURce:DATA:TELEcom:SDH:TU:POVerhead:J1:PATtern:B64?

Returns: <string>

:SOURce:DATA:TELEcom:SDH:TU:POVerhead:J1:PATtern:ARRay?

Returns: <block>

Returns the high order J1 trace message as an array of numeric values. The number of numeric values returned depends on the pattern type set using :SOURce:DATA:TELEcom:SDH:TU:POVerhead:J1:PATtern <discrete>.

:SOURce:DATA:TELEcom:SDH:TU:POVerhead:C2:SLABel <discrete>

<discrete> =	ASRX	As Received (Thru mode only)
	UNEQuipped	Unequipped (00000000)
	EQUipped	Equipped (00000001)
	TUGStructure	TUG structure (00000010)
	LOCKed	Locked TU (00000011)
	ASYN34	Asynchronous 34 /45 Mb/s (00000100)
	ASYN140	Asynchronous 140 Mb/s (00010010)
	ATM	ATM (00010011)
	DQDB	DQDB (00010100)
	FDDI	FDDI (00010101)
	PPPScram	PPP Scrambling On (00010110)
	SDL1	SDL1 (00010111)
	HDLC/LAPS	HDLC/LAPS (00011000)
	SDL2	SDL2 (00011001)
	GBE10	10Gbs Ethernet (00011010)

GFP	GFP (00011011)
PPPNoscram	PPP Scrambling Off (11001111)
BULK	Bulk Filled (11111110)
VCAis	VCAIS (11111111)

Sets the value of the path label (C2 Byte) of the foreground low order path overhead.

ASRX is only applicable when thru mode is enabled.

:SOURCE:DATA:TELEcom:SDH:TU:POVerhead:C2:SLABel?

Returns: <discrete>

:SOURCE:DATA:TELEcom:SDH:TU:POVerhead:V5:SLABel <numeric>

<numeric> = 0 to 7

Sets the value of the signal label (V5 Byte) of the foreground low order path overhead.

:SOURCE:DATA:TELEcom:SDH:TU:POVerhead:V5:SLABel?

Returns: <numeric>

:SOURCE:DATA:TELEcom:SDH:TU:POVerhead:K4:SLABel <discrete>

<discrete> =	EXPerimental	Experimental mapping (00001000)
	ATM	ATM Mapping (00001001)
	PPP	HDLC/PPP Mapping (00001010)
	LAPS	HDLC/LAPS Mapping (00001011)
	O181	VCAT O.181 Mapping (00001100)

5 SDH Command Reference

GFP	GFP Mapping (00001101)
USER	User Value

Sets the K4 Extended Signal Label Value. Only valid when V5 Signal Label is set to Extended (5).

:SOURCE:DATA:TELECOM:SDH:TU:POVERHEAD:K4:SLABEL?

Returns: <discrete>

:SOURCE:DATA:TELECOM:SDH:TU:POVERHEAD:K4:SLABEL:USER <numeric>

<numeric> = 0-255 Label Value

Allows the K4 Signal Label to be set to a user defined value. Only valid when V5 Signal Label is set to Extended (5).

:SOURCE:DATA:TELECOM:SDH:TU:POVERHEAD:K4:SLABEL:USER?

Returns: <numeric>

:SOURCE:DATA:TELECOM:SDH:TU:POVERHEAD:J2:PATTERN <discrete>

<discrete> = ASRX	As Received (Thru mode only)
FIXed	Fixed Byte Value
B16Crc	16 Byte Sequence (with CRC)

Sets the type of sequence to be transmitted within the J2 byte of the foreground low order path overhead.

ASRX is only applicable when thru mode is enabled.

:SOURCE:DATA:TELECOM:SDH:TU:POVERHEAD:J2:PATTERN?

Returns: <discrete>

:SOURCE:DATA:TELEcom:SDH:TU:POVerhead:J2:PATtern:FIXed <numeric>

<numeric> = 0 to 255 Byte Value

Sets the fixed byte value of the J2 byte. Only relevant when :SOURCE:DATA:TELEcom:SDH:TU:OVERhead:J2:PATtern <discrete> is set to FIXed.

:SOURCE:DATA:TELEcom:SDH:TU:POVerhead:J2:PATtern:FIXed?

Returns: <numeric>

:SOURCE:DATA:TELEcom:SDH:TU:POVerhead:J2:PATtern:B16Crc <string>

<string> =

Sets the 16-byte sequence of the J2 byte of the foreground low order path overhead. The command parameter is a 15 characters long string. The instrument automatically appends an E.164 CRC character to make up a 16 character sequence.

If the string is not 15 characters long the instrument will either append NULLS or truncate the string to make it 15 characters long. The pattern repeats every 16 characters and is transmitted character by character in subsequent frames.

Only valid when :SOURCE:DATA:TELEcom:SDH:TU:POVerhead:J2:PATtern <discrete> is set to B16Crc.

:SOURCE:DATA:TELEcom:SDH:TU:POVerhead:J2:PATtern:B16Crc?

Returns: <string>

:SOURCE:DATA:TELEcom:SDH:TU:POVerhead:J2:PATtern:ARRAy?

Returns: <block>

Returns the high order J2 trace message as an array of numeric values. The

number of numeric values returned depends on the pattern type set using :SOURCE:DATA:TELEcom:SDH:TU:POVerhead:J2:PATtern <discrete>.

:SOURCE:DATA:TELEcom:SDH:TU:TCM:N1:APID:PATtern <discrete>

<discrete> =	ASRX	As Received (Thru mode only)
	B16Crc	16 Byte Sequence (with CRC)

Sets the type of sequence to be transmitted within the N1 byte of the foreground low order path overhead.

ASRX is only applicable when thru mode is enabled.

:SOURCE:DATA:TELEcom:SDH:TU:TCM:N1:APID:PATtern?

Returns: <discrete>

:SOURCE:DATA:TELEcom:SDH:TU:TCM:N1:APID:PATtern:B16Crc <string>

<string> =

Sets the 16-byte sequence of the N1 byte of the foreground low order path overhead. The command parameter is a 15 characters long string. The instrument automatically appends an E.164 CRC character to make up a 16 character sequence.

If the string is not 15 characters long the instrument will either append NULLS or truncate the string to make it 15 characters long. The pattern repeats every 16 characters and is transmitted character by character in subsequent frames.

Only valid when

:SOURCE:DATA:TELEcom:SDH:TU:TCM:N1:APID:PATtern <discrete> is set to B16Crc, and
:SOURCE:DATA:TELEcom:SDH:TCM:LPAth <boolean> is set to TRUE.

:SOURCE:DATA:TELEcom:SDH:TU:TCM:N1:APID:PATtern:B16Crc?

Returns: <string>

:SOURCE:DATA:TELEcom:SDH:TU:TCM:N1:APID:PATTERN:ARRAY?

Returns: <block>

Returns the high order TCM trace message as an array of numeric values. The number of numeric values returned depends on the pattern type set using :SOURCE:DATA:TELEcom:SDH:TU:TCM:N1:APID:PATTERN <discrete>.

:SOURCE:DATA:TELEcom:SDH:TU:TCM:N2:APID:PATTERN <discrete>

<discrete> =	ASRX	As Received (Thru mode only)
	B16Crc	16 Byte Sequence (with CRC)

Sets the type of sequence to be transmitted within the N2 byte of the foreground low order path overhead.

ASRX is only applicable when thru mode is enabled.

:SOURCE:DATA:TELEcom:SDH:TU:TCM:N2:APID:PATTERN?

Returns: <discrete>

:SOURCE:DATA:TELEcom:SDH:TU:TCM:N2:APID:PATTERN:B16Crc <string>

<string> =

Sets the 16-byte sequence of the N2 byte of the foreground low order path overhead. The command parameter is a 15 characters long string. The instrument automatically appends an E.164 CRC character to make up a 16 character sequence.

If the string is not 15 characters long the instrument will either append NULLS or truncate the string to make it 15 characters long. The pattern repeats every 16 characters and is transmitted character by character in subsequent frames.

Only valid when
 :SOURCE:DATA:TELEcom:SDH:TU:TCM:N2:APID:PATTERN <discrete> is set to
 B16Crc, and
 :SOURCE:DATA:TELEcom:SDH:TCM:LPAth <boolean> is set to TRUE.

:SOURCE:DATA:TELEcom:SDH:TU:TCM:N2:APID:PATTERN:B16Crc?

Returns: <string>

:SOURCE:DATA:TELEcom:SDH:TU:TCM:N2:APID:PATTERN:ARRAY?

Returns: <block>

Returns the high order TCM trace message as an array of numeric values. The number of numeric values returned depends on the pattern type set using :SOURCE:DATA:TELEcom:SDH:TU:TCM:N2:APID:PATTERN <discrete>.

Overhead Sequences Commands

:SOURCE:DATA:TELEcom:SDH:SEQUence:CHANnel:SElect <numeric>

<numeric> = 1 to 64 AU number

Selects the STM-1 Channel from which the overhead sequence will be generated.

:SOURCE:DATA:TELEcom:SDH:SEQUence:CHANnel:SElect?

Returns: <numeric>

:SOURCE:DATA:TELEcom:SDH:SEQUence:OHBYte <discrete>

<discrete> = A1A2 | BNDA1A2 | E1 | F1 | D1D3 | K1K2 | H1 |
 D4D12 | S1 | M0 | M1 | J1 | E2 | C2 | G1 | F2 | H4 |
 F3 | K3 | N1 | H1H2_1 | H1H2_2 | H1H2_3 | H3_1 |
 H3_2 | H3_3 | Xrc

Selects the overhead channel to be used to transmit a sequence. "A1A2" selects Channel Associated A1A2 while "BNDA1A2" selects A1A2 Boundary.

A byte/channel may also be selected by using an 'Xrc' notation where 'r' specifies the row of the required byte and 'c' specifies the column.

For example, specifying 'X24' will select the 4th byte on the 2nd row of the specified STM-1 structure.

:SOURCE:DATA:TELEcom:SDH:SEQUence:OHBYte?

Returns: <discrete>

:SOURCE:DATA:TELEcom:SDH:SEQUence:DEFault

Restores all sequence variables to their default values.

:SOURCE:DATA:TELEcom:SDH:SEQUence:INCRement

Resets the sequence repeat counts and data values and inserts incrementing values.

:SOURCE:DATA:TELEcom:SDH:SEQUence:FCOut <numeric>, <numeric>

<numeric> = 1 to 256	Sequence Element Index
<numeric> = 0 to 65535	Sequence Element Repeat Count

For the selected sequence element specifies the number of frames in which the element data is to be transmitted.

:SOURCE:DATA:TELEcom:SDH:SEQUence:FCOut? <numeric>

<numeric> = 1 to 256	Sequence Element Index
----------------------	------------------------

Returns: <numeric>

:SOURCE:DATA:TELEcom:SDH:SEQUence:DATA <numeric>, <string>

<numeric> = 1 to 256	Element Index
----------------------	---------------

5 SDH Command Reference

<string> = See Below Element Data

Sets the sequence data pattern for the designated element to the hexadecimal value contained in the string. The number of hexadecimal characters is dependent on the overhead channel selected by

:SOURce:DATA:TELEcom:SDH:SEQuence:OHBYte <discrete>.

Two hexadecimal characters are required per byte, for example:

TCMACT - 1 byte "00" to "FF"

FAS - 6 bytes "000000000000" to "FFFFFFFFFFFF"

:SOURce:DATA:TELEcom:SDH:SEQuence:DATA? <numeric>

<numeric> = 1 to 256 Element Index

Returns: <string>

:SOURce:DATA:TELEcom:SDH:SEQuence:MODE <discrete>

<discrete> = SINGle Single Run

REPeat Repeat Run

Selects whether to run a sequence once or repeatedly.

:SOURce:DATA:TELEcom:SDH:SEQuence:MODE?

Returns: <discrete>

:SOURce:DATA:TELEcom:SDH:SEQuence <discrete>

<discrete> = STOP Stop current sequence

STARt Start new sequence

Stops or starts a Single or Repeat run Sequence.

:SOURce:DATA:TELEcom:SDH:SEQuence?

Returns: <discrete>

SOURce subsystem - Clock Offset Test Function

:SOURce:CLOCK:SDH:FOFFset <boolean>

<boolean> = 0 or OFF

1 or ON

Enables or disables the Clock Frequency Offset. The amount of Offset is set using :SOURce:CLOCK:SDH:FOFFset:OFFSet <numeric> <numeric>.

:SOURce:CLOCK:SDH:FOFFset?

Returns: <boolean>

:SOURce:CLOCK:SDH:FOFFset:OFFSet <numeric>

<numeric> = -100 to +100 parts per million

Sets the amount of Clock Frequency Offset when Frequency Offset is enabled.

:SOURce:CLOCK:SDH:FOFFset:OFFSet?

Returns: <numeric>

SOURce subsystem - Transmitter Error Test Functions

:SOURce:DATA:TELEcom:SDH:ERRor:PHYSical <discrete>

<discrete> =	EFrAmE	Entire Frame or data errors
	CODE	Line/Code/BPV errors

Selects Physical Error Type to generate. Further rate control selections are required.

:SOURce:DATA:TELEcom:SDH:ERRor:PHYSical?

Returns: <discrete>

:SOURce:DATA:TELEcom:SDH:ERRor:SECTion <discrete>

<discrete> =	FRAME	A1A2 Frame Errors
	RSBip	RS-BIP, B1 Errors
	MSBip	MS-BIP, B2 Errors
	MSRei	MS-REI Errors

Selects Section Error Type to generate. Further selection of :SOURce:DATA:TELEcom:SDH:ERRor:RATE <discrete> <discrete> is required.

:SOURce:DATA:TELEcom:SDH:ERRor:SECTion?

Returns: <discrete>

:SOURce:DATA:TELEcom:SDH:ERRor:PATH <discrete>

<discrete> =	PBIP	Path Bip, B3 Errors
	HPRei	HP-REI Errors
	LPRei	LP-REI Errors
	LPBip	LP-BIP Errors

Selects Path Error Type to generate. Further selection of **:SOURCE:DATA:TELEcom:SDH:ERROR:RATE <discrete>** **<discrete>** is required.

:SOURCE:DATA:TELEcom:SDH:ERROR:PATH?

Returns: <discrete>

:SOURCE:DATA:TELEcom:SDH:ERROR:TCM <discrete>

<discrete> =	TCIec	TCM Incoming Error Count
	TCRei	TCM REI
	OEI	TCM Outgoing Error Indication
	LPIec	LP TCM Incoming Error Count
	LPRei	LP TCM REI
	LPOei	LP TCM Outgoing Error Indication
	LPN2Bip	LP TCM N2 BIP Error

Selects TCM Error Type to generate. Further rate control selections are required.

:SOURCE:DATA:TELEcom:SDH:ERROR:TCM?

Returns: <discrete>

:SOURCE:DATA:TELEcom:ERROR:SINGLE

Injects a single error.

:SOURCE:DATA:TELEcom:SDH:ERROR:RATE <discrete>

<discrete> =	NONE	Errors Off
	EALL	Error All

APSThreshold	APS Threshold (MS Bit only)
E_3	1E-3 Error rate
E_4	1E-4 Error rate
E_5	1E-5 Error rate
E_6	1E-6 Error rate
E_7	1E-7 Error rate
E_8	1E-8 Error rate
E_9	1E-9 Error rate
USER	User defined error rate

Selects the transmitter Error Rate of the error type selected by the Error Group Selection Functions.

NOTE

If this query returns USER, then `:SOURce:DATA:TELEcom:SDH:ERRor:RATE:USER?` must be used to discover the currently injected error rate.

:SOURce:DATA:TELEcom:SDH:ERRor:RATE?

Returns: <discrete>

:SOURce:DATA:TELEcom:SDH:ERRor:RATE:USER <numeric>

<numeric> = 9.9E-9 to 1.1E-3 mantissa resolution 0.1, exponent resolution 1

Sets the user defined Error Add rate.

`:SOURce:DATA:TELEcom:SDH:ERRor:RATE <discrete>` must be set to USER

NOTE

The maximum user defined error rate is dependent on both error type and lime rate.

:SOURce:DATA:TELEcom:SDH:ERRor:RATE:USER?

Returns: <numeric>

:SOURCE:DATA:TELEcom:SDH:ERROR:RATE:USER:ACTION <boolean>

<boolean> = OFF
 ON User Value set as Error
 Rate

Sets the user defined Error Add rate specified by
:SOURCE:DATA:TELEcom:SDH:ERROR:RATE:USER <numeric>.

:SOURCE:DATA:TELEcom:SDH:ERROR:RATE:USER:ACTION?

Returns: <boolean>

:SOURCE:DATA:TELEcom:SDH:ERROR:APSThreshold:NERRors <numeric>

<numeric> = 0 to 640 for STM-0
 0 to 1920 for STM-1
 0 to 7680 for STM-4
 0 to 30720 for STM-16
 0 to 122880 for STM-64

Sets the number of errors for the APS Threshold when
:SOURCE:DATA:TELEcom:SDH:ERROR:RATE <discrete>
<discrete> is set to APSThreshold. Default = 0.

:SOURCE:DATA:TELEcom:SDH:ERROR:APSThreshold:NERRors?

Returns: <numeric>

:SOURCE:DATA:TELEcom:SDH:ERROR:APSThreshold:EINTerval <discrete>

<discrete> = MS10 10 milliseconds
 MS100 100 milliseconds
 S1 1 second

S10	10 seconds
S100	100 seconds
S1000	1,000 seconds
S10000	10,000 seconds

Sets the interval between APS Threshold errors when
:SOURCE:DATA:TELEcom:SDH:ERRor:RATE <discrete>
<discrete> is set to APSThreshold .

:SOURCE:DATA:TELEcom:SDH:ERRor:APSThreshold:EINTerval?

Returns: <discrete>

SOURce subsystem - Transmitter Alarm Test Functions

Further commands (including Alarm Stress) can be found in the 'Transmitter Alarm Test Functions' section of the 'Common Commands' chapter.

:SOURce:DATA:TELEcom:SDH:ALARm:PHYSical <discrete>

<discrete> = LOS Loss of Signal Alarm

Selects PHYSical Alarms.

:SOURce:DATA:TELEcom:SDH:ALARm:PHYSical?

Returns: <discrete>

:SOURce:DATA:TELEcom:SDH:ALARm:SECTIon <discrete>

<discrete> =	LOF	Loss of Frame
	OOF	Out of Frame
	MSAis	MS-AIS alarm indication signal
	MSRDi	MS-RDI remote defect indi- cation

Selects Section Alarms.

:SOURce:DATA:TELEcom:SDH:ALARm:SECTIon?

Returns: <discrete>

:SOURce:DATA:TELEcom:SDH:ALARm:OOF

Sets the OOF alarm Active. There is no corresponding query

:SOURce:DATA:TELEcom:SDH:ALARm:PATH <discrete>

<discrete> =	PAIS	Path AIS
	AULop	AU-LOP Loss of AU pointer
	HPRDi	HP-RDI remote defect indication
	PUNequipped	Path Unequipped
	PAYLoad	High order path RDI payload enhanced
	SERVer	High order path RDI server defect enhanced
	CONNectioN	High order path RDI connection enhanced
	LOM	H4 Loss of Multiframe
	LPAis	Low Order Path AIS
	LPLop	Low Order Path Loss of Pointer
	LPUNequipped	Low Order Path Unequipped
	LPRDi	Low order path RDI
	LPRFi	Low Order Path RFI
	LPPayload	Low order path RDI payload enhanced
	LPServer	Low order path RDI server defect enhanced
	LPConnection	Low order path RDI connection enhanced

Selects Path Alarms.

:SOURce:DATA:TELEcom:SDH:ALARm:PATH?

Returns: <discrete>

:SOURce:DATA:TELEcom:SDH:ALARm:VCAT <discrete>

5 SDH Command Reference

<discrete> =	OOM1	Out of Multiframe (Stage 1)
	OOM2	Out of Multiframe (Stage 2)
	LOM	Loss of Multiframe
	SQM	Loss of Sequence

Selects the Virtual Concatenation alarm to inject.

:SOURCE:DATA:TELEcom:SDH:ALARm:VCAT?

Returns: <discrete>

:SOURCE:DATA:TELEcom:SDH:ALARm:VCAT:MODE <discrete>

<discrete> =	FG	Alarm added to foreground member only
	ALL	Alarm added to all VCAT members

Select which VCAT member(s) to alarm.

:SOURCE:DATA:TELEcom:SDH:ALARm:VCAT:MODE?

Returns: <discrete>

:SOURCE:DATA:TELEcom:SDH:ALARm:TCM <discrete>

<discrete> =	TCRDi	TCM remote defect indication
	ODI	outgoing defect indication
	TCOom	TCM loss of multi-frame alignment
	IAIS	Incoming alarm indication signal
	VCAis	VC alarm indication signal
	TCUNEquipped	TCM unequipped

LPRDi	LP TCM remote defect indication
LPODi	LP Outgoing defect indication
LPOom	LP TCM loss of multi-frame alignment
LPIais	LP Incoming alarm indication signal
LPVCais	LP VC alarm indication signal
LPUNequipped	LP TCM unequipped

Selects Tandem Connection Mode Alarms.

:SOURCE:DATA:TELEcom:SDH:ALARM:TCM?

Returns: <discrete>

:SOURCE:DATA:TELEcom:ALARM <boolean>

<boolean> = 0 or OFF
1 or ON

Enables and disables Alarm Generation.

:SOURCE:DATA:TELEcom:ALARM?

Returns: <boolean>

SOURce subsystem - Pointer Adjust Test Functions

:SOURce:DATA:TELEcom:SDH:POINter:TRANsmitted?

Returns: <numeric>

Returns the actual pointer value being transmitted.

:SOURce:DATA:TELEcom:SDH:POINter <boolean>

<boolean> =	BURSt	Pointer Burst
	NPOinter	New Pointer Value
	OFFSet	Pointer Offset

Selects the Pointer Test Function.

:SOURce:DATA:TELEcom:SDH:POINter?

Returns: <boolean>

:SOURce:DATA:TELEcom:SDH:POINter:TYPE <discrete>

<discrete> =	AU	AU Pointer
	TU	TU Pointer

Selects the Pointer Type.

:SOURce:DATA:TELEcom:SDH:POINter:TYPE?

Returns: <discrete>

:SOURce:DATA:TELEcom:SDH:POINter:BURSt:ACTion

Forces the pointer value to change according to the burst size and direction set using the following commands

:SOURce:DATA:TELEcom:SDH:POINter:BURSt:DIRection <discrete> and

:SOURce:DATA:TELEcom:SDH:POINter:BURSt:SIZE <numeric>

To use this function the command `:SOURCE:DATA:TELEcom:SDH:POINter <discrete>` should be set to BURSt.

:SOURCE:DATA:TELEcom:SDH:POINter:BURSt:DIRection <discrete>

<code><discrete> = INCRement</code>	Increment Pointer Value
<code>DECRement</code>	Decrement Pointer Value
<code>ALTErnate</code>	Burst placed in opposite direction to last burst

Selects the Pointer Burst Direction.

:SOURCE:DATA:TELEcom:SDH:POINter:BURSt:DIRection?

Returns: `<discrete>`

:SOURCE:DATA:TELEcom:SDH:POINter:BURSt:SIZE <numeric>

`<numeric> = 1 to 10`

Selects the Pointer Burst Size.

:SOURCE:DATA:TELEcom:SDH:POINter:BURSt:SIZE?

Returns: `<numeric>`

:SOURCE:DATA:TELEcom:SDH:POINter:NEW:ACTion

Forces the pointer value to adopt the New Pointer value and new flag status, set using the following commands

`:SOURCE:DATA:TELEcom:SDH:POINter:NEW:VALue <numeric>` and
`:SOURCE:DATA:TELEcom:SDH:POINter:NEW:FLAG <discrete>`.

To use this function the command `:SOURCE:DATA:TELEcom:SDH:POINter <discrete>` should be set to NEW.

:SOURCE:DATA:TELEcom:SDH:POINter:NEW:VALue <numeric>

<numeric> = 0 to 782

Selects the New Pointer Value.

:SOURCE:DATA:TELEcom:SDH:POINter:NEW:VALue?

Returns: <numeric>

:SOURCE:DATA:TELEcom:SDH:POINter:NEW:FLAG <discrete>

<discrete> =	NNDF	No New Data Flag
	NDF	New Data Flag

Selects whether a New Pointer Data Flag is generated.

:SOURCE:DATA:TELEcom:SDH:POINter:NEW:FLAG?

Returns: <discrete>

:SOURCE:DATA:TELEcom:SDH:POINter:OFFSet:ACTion <boolean>

<boolean> =	0 or OFF
	1 or ON

Enables and Disables the Pointer Offset Test Function. The type of Offset and offset rate are set using the following commands:

:SOURCE:DATA:TELEcom:SDH:POINter:OFFSet <discrete> and
:SOURCE:DATA:TELEcom:SDH:POINter:OFFSet:RATE <numeric>

To use this function the command **:SOURCE:DATA:TELEcom:SDH:POINter <discrete>** should be set to OFFSet and **:SOURCE:CLOCK:FOFFset:ACTive** should be set to OFF.

:SOURCE:DATA:TELEcom:SDH:POINter:OFFSet:ACTion?

Returns: <boolean>

:SOURce:DATA:TELEcom:SDH:POINter:OFFSet <discrete>

<discrete> =	SIGNAL	Signal offset
	PAYLoad	Payload Offset

Selects the Pointer Offset Type.

:SOURce:DATA:TELEcom:SDH:POINter:OFFSet?

Returns: <discrete>

:SOURce:DATA:TELEcom:SDH:POINter:OFFSet:RATE <numeric>

<numeric> =	-100.0 to +100.0	parts per million
-------------	------------------	-------------------

Selects the Pointer Offset Rate.

:SOURce:DATA:TELEcom:SDH:POINter:OFFSet:RATE?

Returns: <numeric>

SOURce Subsystem - VCat Delay Test Function

The following commands are used to configure the VCat Delay test function.

:SOURce:DATA:TELEcom:SDH:VCAT:DElay:CHANnel:ABSolute <numeric>, <numeric>

<numeric> = Channel Number 1..192

<numeric> = Absolute Delay

Sets the delay for the specified channel.

:SOURce:DATA:TELEcom:SDH:VCAT:DElay:CHANnel:ABSolute? <numeric>

<numeric> = Channel Number 1..192

Returns: <numeric>

:SOURce:DATA:TELEcom:SDH:VCAT:DElay:CHANnel:DIFFerential? <numeric>

<numeric> = Channel Number 1..192

Queries the actual delay on the specified channel.

:SOURce:DATA:TELEcom:SDH:VCAT:DElay:CHANnel:ADJustment <numeric>, <boolean>

<numeric> = Channel Number 1..192

<boolean> = 0 or OFF

1 or On

Selects a channel for pointer adjustments. Decremental and incremental adjustments only occur when the channel is selected for delay AND adjustment.

:SOURce:DATA:TELEcom:SDH:VCAT:DElay:CHANnel:ADJustment?

<numeric>

<numeric> = Channel Number 1..192

Returns: <boolean>

:SOURce:DATA:TELEcom:SDH:VCAT:DELay <boolean>

<boolean> = 0 or OFF

1 or On

Top level control for the VCat Delay test function.

:SOURce:DATA:TELEcom:SDH:VCAT:DELay?

Returns: <boolean>

:SOURce:DATA:TELEcom:SDH:VCAT:DELay:ADJustment <discrete>

<discrete> = DECRement Selects decremental adjustments

INCRement Selects increment adjustments

Selects whether to decrement or increment pointers in channels selected for pointer adjustment.

:SOURce:DATA:TELEcom:SDH:VCAT:DELay:ADJustment?

Returns: <discrete>

:SOURce:DATA:TELEcom:SDH:VCAT:DELay:ADJustment:ACTion

Injects a pointer decrement or increment into channels selected for pointer adjustments.

SOURce subsystem - APS Messages

:SOURce:DATA:TELEcom:SDH:APSMessages:TOPology <discrete>

<discrete> =	ASRX	As Received (Thru mode only)
	LINear	Linear protection
	RING	Ring protection

Selects the type of protection topology.

ASRX is only applicable when thru mode is enabled.

:SOURce:DATA:TELEcom:SDH:APSMessages:TOPology?

Returns: <discrete>

:SOURce:DATA:TELEcom:SDH:APSMessages:TOPology:TYPE <discrete>

<discrete> =	PASSive	Passive
	AUNidir	Active unidirectional
	ABIDir	Active bidirectional

Selects the behaviour of the transmitted K1K2 bytes as being passive or active (unidirectional or bidirectional).

:SOURce:DATA:TELEcom:SDH:APSMessages:TOPology:TYPE?

Returns: <discrete>

:SOURce:DATA:TELEcom:SDH:APSMessages:REQuest <discrete>

<discrete> =	NREQuest	No Request (0000)
	DNRevert	Do Not Revert (0001)
	RREQuest	Reverse Request (0010)
	THRee	Not Used (0011)

EXERcise	Exercise (0100)
FIVE	Not Used (0101)
LWTRestore	Wait To Restore (0110)
SEVen	Not Used (0111)
MSWitch	Manual Switch (1000)
NINE	Not Used (1001)
SDLPriority	Signal Degrade Low Priority (1010)
SDHPriority	Signal Degrade High Priority (1011)
SFLPriority	Signal Fair Low Priority (1100)
SFHPriority	Signal Fair High Priority (1101)
FSWitch	Forced Switch (1110)
LOPRotectioN	Lockout Of Protection (1111)

Selects the transmitter SDH APS message to be transmitted (K1 Byte, Bits 1 to 4). Only valid if :SOURce:DATA:TELEcom:SDH:APSMessages:TOPology <discrete> is set to LIN.

SDHP and SFHP are only valid when :SOURce:DATA:TELEcom:SDH:APSMessages:ARCHitecture <discrete> is set to OTN.

:SOURce:DATA:TELEcom:SDH:APSMessages:REQuest?

Returns: <discrete>

:SOURce:DATA:TELEcom:SDH:APSMessages:CHANnel <numeric>

<numeric> = 0	NULL Channel
1	Working Channel 1
2	Working Channel 2

5 SDH Command Reference

3	Working Channel 3
4	Working Channel 4
5	Working Channel 5
6	Working Channel 6
7	Working Channel 7
8	Working Channel 8
9	Working Channel 9
10	Working Channel 10
11	Working Channel 11
12	Working Channel 12
13	Working Channel 13
14	Working Channel 14
15	Extra Traffic Channel

Selects the transmitter SDH APS message channel (K1 Byte, Bits 5 to 8).

Only valid if `:SOURCE:DATA:TELEcom:SDH:APSMessages:TOPology <discrete>` is set to LIN.

Working Channel 2 to 14 extra traffic channels are only valid if `:SOURCE:DATA:TELEcom:SDH:APSMessages:ARCHitecture <discrete>` is set to OTN.

`:SOURCE:DATA:TELEcom:SDH:APSMessages:CHANnel?`

Returns: <numeric>

`:SOURCE:DATA:TELEcom:SDH:APSMessages:BRIDge <numeric>`

<numeric> = 0 to 15

Selects the SDH transmitter Linear APS message bridged channel (K2 Byte, Bits 1 to 4). Only valid if `:SOURCE:DATA:TELEcom:SDH:APSMessages:TOPology <discrete>` is set to LIN.

:SOURce:DATA:TELEcom:SDH:APSMessages:BRIDge?

Returns: <numeric>

:SOURce:DATA:TELEcom:SDH:APSMessages:ARCHitecture <discrete>

<discrete> =	OTONe	1+1
	OTN	1:N

Selects the SDH transmitter Linear APS architecture (K2 Byte, Bit 5). Only valid if :SOURce:DATA:TELEcom:SDH:APSMessages:TOPology <discrete> is set to LIN.

:SOURce:DATA:TELEcom:SDH:APSMessages:ARCHitecture?

Returns: <discrete>

:SOURce:DATA:TELEcom:SDH:APSMessages:REServed <numeric>

<numeric> =	0	000
	1	001
	2	010
	3	011
	4	100
	5	101

Selects the SDH transmitter Linear APS messages reserved bits (K2 Byte, Bits 6 to 8) in numeric form. Only valid if :SOURce:DATA:TELEcom:SDH:APSMessages:TOPology <discrete> is set to LIN.

:SOURce:DATA:TELEcom:SDH:APSMessages:REServed?

Returns: <numeric>

:SOURce:DATA:TELEcom:SDH:APSMessages:RCODE <discrete>

5 SDH Command Reference

<discrete> =	NREQuest	No Request (0000)
	RRRing	Reverse Request - Ring (0001)
	RRSPan	Reverse Request - Stan (0010)
	ERINg	Exerciser - Ring (0011)
	ESPan	Exerciser - Stan (0100)
	RWTRestore	Wait to Restore (0101)
	MSRing	Manual Switch - Ring (0110)
	MSSPan	Manual Switch - Stan (0111)
	SDRing	Signal Degrade - Ring (1000)
	SDSPan	Signal Degrade - Stan (1001)
	SDPRotectio	Signal Degrade - Protection (1010)
	SFRing	Signal Fair - Ring (1011)
	SFSPan	Signal Fair - Stan (1100)
	FSRing	Forced Switch Ring (1101)
	FSSPan	Forced Switch - Stan(1110)
	LOPRotectio	Lockout Of Protection (1111)

Selects the transmitter Ring APS message to be transmitted (K1 Byte, Bits 1 to 4). Only valid if :SOURCE:DATA:TELEcom:SDH:APSMessages:TOPology <discrete> is set to RING.

:SOURCE:DATA:TELEcom:SDH:APSMessages:RCODE?

Returns: <discrete>

:SOURCE:DATA:TELEcom:SDH:APSMessages:DNODE <numeric>

<numeric> = 0 to 15

Selects the SDH transmitter Ring APS message destination node (K1 Byte, Bits 5 to 8). Only valid if :SOURCE:DATA:TELEcom:SDH:APSMessages:TOPology <discrete> is set to RING.

:SOURCE:DATA:TELEcom:SDH:APSMessages:DNODE?

Returns: <numeric>

:SOURCE:DATA:TELEcom:SDH:APSMessages:SNODE <numeric>

<numeric> = 0 to 15

Selects the SDH transmitter Ring APS message source node (K2 Byte, Bits 1 to 4) . Only valid if :SOURCE:DATA:TELEcom:SDH:APSMessages:TOPology <discrete> is set to RING.

:SOURCE:DATA:TELEcom:SDH:APSMessages:SNODE?

Returns: <numeric>

:SOURCE:DATA:TELEcom:SDH:APSMessages:PCODE <discrete>

<discrete> =	SHORT	Short path
	LONG	Long path

Selects the SDH transmitter Ring APS message path type (K2 bit 5). Only valid if :SOURCE:DATA:TELEcom:SDH:APSMessages:TOPology <discrete> is set to RING.

:SOURCE:DATA:TELEcom:SDH:APSMessages:PCODE?

Returns: <discrete>

:SOURCE:DATA:TELEcom:SDH:APSMessages:SCODE <numeric>

<numeric> =	0	Idle (000)
	1	Bridged (001)
	2	Bridged & Switched (010)

5 SDH Command Reference

3	011
4	100
5	101

Selects the SDH transmitter Ring APS messages status code (K2 Byte, Bits 6 to 8). Only valid if :SOURCE:DATA:TELEcom:SDH:APSMessages:TOPology <discrete> is set to RING.

:SOURCE:DATA:TELEcom:SDH:APSMessages:SCODE?

Returns: <numeric>

:SOURCE:DATA:TELEcom:SDH:APSMessages:DOWNload

Start transmission of the SDH transmitter APS message.

SOURce subsystem - DCC Insertion

:SOURce:DATA:TELEcom:SDH:IDCC <discrete>

<discrete> =	NONE	Turns both Off
	RDCC	Regenerator DCC
	MDCC	Multiplexer DCC

Selects the Data Communication Channel Insert port for DCC Test functions.

:SOURce:DATA:TELEcom:SDH:IDCC?

Returns: <discrete>

INPut subsystem

:INPut:TELEcom:SDH:PAYLoad:LOCation <discrete>

<discrete> = INTernal
 EXTernal

This command selects the SDH drop payload location.

:INPut:TELEcom:SDH:PAYLoad:LOCation?

Returns: <discrete>

:INPut:TELEcom:SDH:PAYLoad:CODE <discrete>

<discrete> =	CMI	140Mb/s only
	B3ZS	DS3
	HDB3	34Mb/s, 8Mb/s, 2Mb/s
	B8ZS	DS1
	AMI	DS1

Selects the drop interface line code for the SDH payload.

:INPut:TELEcom:SDH:PAYLoad:CODE?

Returns: <discrete>

SENSe subsystem - Receiver Settings

:SENSe:DATA:TELEcom:SDH:RATE <discrete>

<discrete> =	STM64	10Gb/s
	STM16	2.5Gb/s
	STM4	622Mb/s
	STM1	155Mb/s
	STM0	51Mb/s

Sets the input rate for the instrument input port.

:SENSe:DATA:TELEcom:SDH:RATE?

Returns: <discrete>

Mapping Settings

:SENSe:DATA:TELEcom:SDH:AUG64 <numeric>

<numeric> = 1 AUG-64 number

Selects the received AUG-64 that is selected for test.

Only valid if :SENSe:DATA:TELEcom:SDH:RATE <discrete> is set a rate higher than STM16.

:SENSe:DATA:TELEcom:SDH:AUG64?

Returns: <numeric>

:SENSe:DATA:TELEcom:SDH:AUG16 <numeric>

<numeric> = 1 to 4 AUG-16 number

Selects the received AUG-64 that is selected for test.

Only valid if :SENSe:DATA:TELEcom:SDH:RATE <discrete> is set a rate higher than STM4.

:SENSe:DATA:TELEcom:SDH:AUG16?

Returns: <numeric>

:SENSe:DATA:TELEcom:SDH:AUG4 <numeric>

<numeric> = 1 to 4 AUG-4 number

Selects the received AUG-4 that is selected for test.

Only valid if :SENSe:DATA:TELEcom:SDH:RATE <discrete> is set a rate higher than STM1.

:SENSe:DATA:TELEcom:SDH:AUG4?

Returns: <numeric>

:SENSe:DATA:TELEcom:SDH:AUG1 <numeric>

<numeric> = 1 to 4 AUG-1 number

Selects the received AUG-1 that is selected for test.

Only valid if :SENSe:DATA:TELEcom:SDH:RATE <discrete> is set a rate higher than STM0.

:SENSe:DATA:TELEcom:SDH:AUG1?

Returns: <numeric>

Tandem Connection Monitoring (TCM)

:SENSe:DATA:TELEcom:SDH:TCM:HPATH <boolean>

<boolean> = OFF High-Order (HO) TCM Path
Off

ON	High-Order (HO) TCM Path On
----	--------------------------------

Enables and Disables the High-Order Tandem Connection Path.

:SENSe:DATA:TELEcom:SDH:TCM:HPATH?

Returns: <boolean>

AU Layer Selection

:SENSe:DATA:TELEcom:SDH:AU:TYPE <discrete>

<discrete> = AU3
 AU4
 AU4_2C
 AU4_3C
 AU4_4C
 AU4_8C
 AU4_16C
 AU4_64C

Set the AU Mapping into an STM-N frame.

:SENSe:DATA:TELEcom:SDH:AU:TYPE?

Returns: <discrete>

Mixed Mapping Settings

:SENSe:DATA:TELEcom:SDH:AU:MIXed:FOReground <numeric>

<numeric> = Channel Number 1..192

Sets the foreground to the given Channel Number when in Mixed Mode

:SENSe:DATA:TELecom:SDH:AU:MIXed:FOReground?

Returns: <numeric>

Virtual Concatenation Setup

:SENSe:DATA:TELecom:SDH:VCAT <discrete>

<discrete> = ON
OFF

Enable or Disable VCAT

:SENSe:DATA:TELecom:SDH:VCAT?

Returns: <discrete>

:SENSe:DATA:TELecom:SDH:VCAT:CHGRoup <discrete>

<discrete> = ON
OFF

Enable or disable the SQI correctness checking

:SENSe:DATA:TELecom:SDH:VCAT:CHGRoup?

Returns: <discrete>

:SENSe:DATA:TELecom:SDH:VCAT:ADD <numeric>

<numeric> = Channel Number 1..192

Adds the Mapping with the given Channel Number to the VCAT Group.

For High Order (AU4 or AU3) the Channel Number is calculated using the following formula:

$(AUG16\#-1)*48 + (AUG4\#-1)*12 + (AUG1\#-1)*4 + AU3\#$

For Low Order (TU3, TU12 or TU11) the Channel Number is simply the GUI position of the selected channel (counting from left to right).

:SENSe:DATA:TELEcom:SDH:VCAT:REMove <numeric>

<numeric> = Channel Number 1..192

Remove the mapping with the given channel number from the VCAT group.

:SENSe:DATA:TELEcom:SDH:VCAT:MEMBer? <numeric>

<numeric> = Channel Number 1..192

Returns true if the mapping at Channel Number is a member of the VCAT group

:SENSe:DATA:TELEcom:SDH:VCAT:SQI <numeric>, <numeric>

<numeric> = Channel Number 1..192

<numeric> = SQI Number

Sets the SQI number of the VCAT group member at Channel Number.

:SENSe:DATA:TELEcom:SDH:VCAT:SQI? <numeric>

<numeric> = Channel Number 1..192

Returns: <numeric>

:SENSe:DATA:TELEcom:SDH:VCAT:CLEar

Removes all VCAT group members except the currently selected foreground channel

:SENSe:DATA:TELEcom:SDH:VCAT:DISCover

Recover the Structure of the VCAT group or groups.

TU Layer Selection

:SENSe:DATA:TELEcom:SDH:TU:TYPE <discrete>

<discrete> = NONE
 TU3
 TU11
 TU12

Selects the TU mapping for the receiver.

:SENSe:DATA:TELEcom:SDH:TU:TYPE?

Returns: <discrete>

Payload Layer Selection

:SENSe:DATA:TELEcom:SDH:PAYLoad <discrete>

<discrete> =	BULK	Bulk Filled
	M140	140 Mb/s
	M34	34 Mb/s
	ASM2	Asynchronous
	FLM2	2 Mb/s floating byte
	FLDS1	DS1 floating byte
	ASDS1	Asynchronous DS3
	DS3	DS3
	GFPLaps	GFP/LAPS

This command controls the receiver SDH payload for single payload cases.

:SENSe:DATA:TELEcom:SDH:PAYLoad?

Returns: <discrete>

:SENSe:DATA:TELEcom:SDH:PRIMary:TS0 <boolean>

<boolean> =	0 or OFF	Data in TS0
	1 or On	Signalling in TS0

Determines the content of TS0 as either Data or Signalling.

:SENSe:DATA:TELEcom:SDH:PRIMary:TS0?

Returns: <boolean>

TUG Channel

:SENSe:DATA:TELEcom:SDH:TUG3 <numeric>

<numeric> = 1 to 3

Selects the SDH Receiver active TUG3 within the foreground AU4.

:SENSe:DATA:TELEcom:SDH:TUG3?

Returns: <numeric>

:SENSe:DATA:TELEcom:SDH:TUG2 <numeric>

<numeric> = 1 to 7

Selects the SDH Receiver active TUG2 within the selected TUG3 or AU3.

:SENSe:DATA:TELEcom:SDH:TUG2?

Returns: <numeric>

:SENSe:DATA:TELEcom:SDH:TU <numeric>

<numeric> =	1 to 3	Tributary Number for TU-12
	1 to 4	Tributary Number for TU-11

Selects the SDH Transmitter active TU within the selected TUG2.

5 SDH Command Reference

:SENSe:DATA:TELecom:SDH:TU?

Returns: <numeric>

SENSe subsystem - Receiver Overhead Monitor

:SENSe:DATA:TELEcom:SDH:OVERhead:CHANnel <numeric>

<numeric> = 1 to 64 AU number

Selects the STM-1 Channel from which the overhead bytes will be captured.

:SENSe:DATA:TELEcom:SDH:OVERhead:CHANnel?

Returns: <numeric>

:SENSe:DATA:TELEcom:SDH:DDCC <discrete>

<discrete> = NONE	Turns both Off
RDC	Regenerator Section DCC
MDCC	Multiplexer Section DCC

Selects the Data Communications channel to be dropped via the DROP port, for DCC test function.

:SENSe:DATA:TELEcom:SDH:DDCC?

Returns: <discrete>

Trace Identifier Mismatch Commands

:SENSe:DATA:TELEcom:SDH:OVERhead:J0:TIM <boolean>

<boolean> = 0 or OFF	RS-TIM alarm is disabled
1 or On	RS-TIM alarm is enabled

Specifies whether to monitor the J0 byte for the RS-TIM alarm. This is determined by comparing the incoming J0 trace message with the expected message configured by the commands detailed below.

:SENSe:DATA:TELEcom:SDH:OVERhead:J0:TIM?

Returns: <boolean>

:SENSe:DATA:TELEcom:SDH:OVERhead:J0:TIM:PATtern <discrete>

<discrete> = B16Crc 16 Byte Sequence (with
CRC)

B64 64 Byte Sequence

Sets the type of pattern that is expected in the J0 byte of the STM regenerator section overhead.

:SENSe:DATA:TELEcom:SDH:OVERhead:J0:TIM:PATtern?

Returns: <discrete>

:SENSe:DATA:TELEcom:SDH:OVERhead:J0:TIM:PATtern:B16Crc <string>

<string> =

Sets the 16-byte sequence of the expected J0 byte of the regenerator section overhead.

The command parameter is a 15 character long string. The instrument automatically appends an E.164 CRC character to make up a 16 character sequence.

If the string is not 15 characters long the instrument will either append NULLS or truncate the string to make it 15 characters long.

:SENSe:DATA:TELEcom:SDH:OVERhead:J0:TIM:PATtern:B16Crc?

Returns: <string>

:SENSe:DATA:TELEcom:SDH:OVERhead:J0:TIM:PATtern:B64 <string>

<string> =

Sets the 64-byte sequence of the expected J0 byte of the regenerator section overhead.

If the string is not 64 characters long the instrument will either append NULLS or truncate the string and terminate with a CR/LF to make it 64 characters long.

:SENSe:DATA:TELEcom:SDH:OVERhead:J0:TIM:PATtern:B64?

Returns: <string>

:SENSe:DATA:TELEcom:SDH:POVerhead:J1:TIM <boolean>

<boolean> =	0 or OFF	HP-TIM alarm is disabled
	1 or On	HP-TIM alarm is enabled

Specifies whether to monitor the J1 byte for the HP-TIM alarm. This is determined by comparing the incoming J1 trace message with the expected message configured by the commands detailed below.

:SENSe:DATA:TELEcom:SDH:POVerhead:J1:TIM?

Returns: <boolean>

:SENSe:DATA:TELEcom:SDH:POVerhead:J1:TIM:PATtern <discrete>

<discrete> =	B16Crc	16 Byte Sequence (with CRC)
	B64	64 Byte Sequence

Sets the type of pattern that is expected in the J1 byte of the STM path overhead.

:SENSe:DATA:TELEcom:SDH:POVerhead:J1:TIM:PATtern?

Returns: <discrete>

:SENSe:DATA:TELEcom:SDH:POVerhead:J1:TIM:PATtern:B16Crc <string>

<string> =

Sets the 16-byte sequence of the expected J1 byte of the path overhead. The

5 SDH Command Reference

command parameter is a 15 character long string. The instrument automatically appends an E.164 CRC character to make up a 16 character sequence.

If the string is not 15 characters long the instrument will either append NULLS or truncate the string to make it 15 characters long.

:SENSe:DATA:TELEcom:SDH:POVerhead:J1:TIM:PATTErn:B16Crc?

Returns: <string>

:SENSe:DATA:TELEcom:SDH:POVerhead:J1:TIM:PATTErn:B64 <string>

<string> =

Sets the 64-byte sequence of the expected J1 byte of the path overhead.

If the string is not 64 characters long the instrument will either append NULLS or truncate the string and terminate with a CR/LF to make it 64 characters long.

:SENSe:DATA:TELEcom:SDH:POVerhead:J1:TIM:PATTErn:B64?

Returns: <string>

SENSE subsystem - Data Capture Commands

The following commands are used to configure data capture for SDH. General commands for data capture are found in the Common Commands chapter.

:SENSE:DATA:TELEcom:DCAPture:TRIGger:ERRor:SDH:SECTion <discrete>

<discrete> =	FRAME	A1A2 Error
	RSBip	RS BIP (B1) Error
	MSBip	MS BIP (B2) Error
	MSRei	MS REI Error

Selects SDH Section Overhead error for triggering data capture.

:SENSE:DATA:TELEcom:DCAPture:TRIGger:ERRor:SDH:SECTion?

Returns: <discrete>

:SENSE:DATA:TELEcom:DCAPture:TRIGger:ERRor:SDH:PATH <discrete>

<discrete> =	PBIP	Path BIP (B3) Error
	HPRei	HP REI Error
	TCIec	TCM IEC Error
	TCRei	TCM REI Error
	OEI	TCM OEI Error

Selects SDH Path Overhead error for triggering data capture.

TCM errors are only valid when the appropriate SDH Tandem Connection Monitoring functionality is enabled.

:SENSE:DATA:TELEcom:DCAPture:TRIGger:ERRor:SDH:PATH?

Returns: <discrete>

**:SENSe:DATA:TELecom:DCAPture:TRIGger:ALARm:SDH:SECTion
<discrete>**

<discrete> =	LOF	Loss of Frame
	OOF	Out of Frame
	MSAis	MS AIS
	MSRDdi	MS RDI
	PTAD	Pointer Activity
	K1K2	K1K2 Change

Selects SDH alarm for triggering Section Overhead data capture.

:SENSe:DATA:TELecom:DCAPture:TRIGger:ALARm:SDH:SECTion?

Returns: <discrete>

:SENSe:DATA:TELecom:DCAPture:TRIGger:ALARm:SDH:PATH <discrete>

<discrete> =	HPRDi	HP-RDI
	PUNequipped	HP-UNEQ
	VCAis	TCM VC-AIS
	TCRDi	TCM TC-RDI
	ODI	TCM TC-ODI
	TCOom	TCM TC-OOM
	IAIS	TCM TC-IAIS

Selects SDH alarm for triggering Path Overhead data capture.

TCM alarms are only valid when the appropriate SDH Tandem Connection Monitoring functionality is enabled.

:SENSe:DATA:TELecom:DCAPture:TRIGger:ALARm:SDH:PATH?

Returns: <discrete>

SENSe subsystem - Receiver SDH Overhead Sequence Capture Commands

:SENSe:DATA:TELEcom:SDH:OCAPture:CHANnel:SElect <numeric>

<numeric> = 1 to 64 AU number

Selects the STM-1 Channel from which the overhead sequence will be captured.

:SENSe:DATA:TELEcom:SDH:OCAPture:CHANnel:SElect?

Returns: <numeric>

:SENSe:DATA:TELEcom:SDH:OCAPture:OHBYte <discrete>

<discrete> = A1A2 | BNDA1A2 | E1 | F1 | D1D3 | K1K2 | H1 |
D4D12 | S1 | M0 | M1 | J1 | E2 | C2 | G1 | F2 | H4 |
F3 | K3 | N1 | H1H2_1 | H1H2_2 | H1H2_3 | H3_1 |
H3_2 | H3_3 | Xrc

Selects the overhead channel to be captured.

A byte/channel may also be selected by using an 'Xrc' notation where 'r' specifies the row of the required byte and 'c' specifies the column.

For example, specifying 'X24' will select the 4th byte on the 2nd row of the specified STM-1 structure.

:SENSe:DATA:TELEcom:SDH:OCAPture:OHBYte?

Returns: <discrete>

:SENSe:DATA:TELEcom:SDH:OCAPture:TRIGger:SElection <discrete>

<discrete> =	MANual	Manual Trigger
	PRE	Pre-Capture Trigger
	CENTERed	Centered-Capture Trigger

POST

Post-Capture Trigger

Selects the type of trigger for Overhead Capture.

When MANual trigger is selected, capture is started using the :SENSe:DATA:TELEcom:SDH:OCAPture command. PRE-trigger capture will capture up to 255 elements before the trigger pattern. CENTERed capture captures elements either side of the trigger pattern. POST capture captures up to 255 elements after the trigger pattern.

:SENSe:DATA:TELEcom:SDH:OCAPture:TRIGger:SELECTION?

Returns: <discrete>

:SENSe:DATA:TELEcom:SDH:OCAPture:TRIGger:POLarity <discrete>

<discrete> =	ON	Triggers when capture data MATCHES trigger pattern
	ONNot	Triggers when capture data DOES NOT MATCH trigger pattern

Selects whether the trigger will start capture on data matching the trigger pattern or not matching the trigger pattern.

:SENSe:DATA:TELEcom:SDH:OCAPture:TRIGger:POLarity?

Returns: <discrete>

:SENSe:DATA:TELEcom:SDH:OCAPture:TRIGger:PATTERN <string>

<string> = See Below

Sets the overhead capture trigger pattern as a string of hexadecimal digits. The number of hexadecimal characters is dependent on the overhead channel selected by :SENSe:DATA:TELEcom:SDH:OCAPture:OHBYte <discrete>. Two hexadecimal characters are required per byte, for example:

TCMACT - 1 byte "00" to "FF"

FAS - 6 bytes "000000000000" to "FFFFFFFFFFFF"

:SENSe:DATA:TELEcom:SDH:OCAPture:TRIGger:PATtern?

Returns: <string>

:SENSe:DATA:TELEcom:SDH:OCAPture:TRIGger:MASK <string>

<string> = See Below

Sets the mask for the overhead capture trigger as a string of hexadecimal characters. Allows certain bits of the trigger pattern to be masked. The number of hexadecimal characters is dependent on the overhead channel selected by :SENSe:DATA:TELEcom:SDH:OCAPture:OHBYte <discrete>.

:SENSe:DATA:TELEcom:SDH:OCAPture:TRIGger:MASK?

Returns: <string>

:SENSe:DATA:TELEcom:SDH:OCAPture <discrete>

<discrete> =	STOP	Stop current capture
	START	Start new capture

Stops or starts overhead sequence capture.

:SENSe:DATA:TELEcom:SDH:OCAPture?

Returns: <discrete>

SENSE Subsystem - Signal Wizard SDH Frame Layer

The following commands will only be relevant when a valid SDH frame or a valid SDH payload in an OTN frame has been detected on the selected input port.

:SENSE:DATA:TELEcom:SIGWizard:SDH:RATE?

Returns: <string> Eg. "STM-64"

Returns the line rate of the detected signal

:SENSE:DATA? "SIGWizard:SDH:AIS"

Returns: <discrete>= OK | ERR | HIST | TRAN | UNK

Returns the state of the AIS alarm.

:SENSE:DATA? "SIGWizard:SDH:B1"

Returns: <discrete>= OK | ERR | HIST | TRAN | UNK

Returns the state of the B1 error indicator.

:SENSE:DATA? "SIGWizard:SDH:B2"

Returns: <discrete>= OK | ERR | HIST | TRAN | UNK

Returns the state of the B2 error indicator.

:SENSE:DATA? "SIGWizard:SDH:RDI"

Returns: <discrete>= OK | ERR | HIST | TRAN | UNK

Returns the state of the RDI alarm.

:SENSE:DATA? "SIGWizard:SDH:REI"

Returns: <discrete>= OK | ERR | HIST | TRAN | UNK

Returns the state of the REI alarm.

AU - AU Layer

The following commands will only return valid values in a valid SDH signal carrying supported mappings has been detected on the selected port.

In the AU level AU channels are referred to in two ways:

1. The standard AUG-64, AUG-4 etc...
2. A logical offset from the start of the frame (in AU-3s equivalents). This is counted in slices so we have all the AU3#1s as 0-64 (for STM64), followed by the AU3#2s as 65+.

The two approaches to channel selection are fully interchangeable.

:SENSe:DATA:TELEcom:SIGWizard:AU:AUG64 <numeric>

<numeric> = 1-1

Sets the AUG-64 that all following commands will focus on.

:SENSe:DATA:TELEcom:SIGWizard:AU:AUG64?

Returns: <numeric>

:SENSe:DATA:TELEcom:SIGWizard:AU:AUG16 <numeric>

<numeric> = 1-4

Sets the AUG-16 that all following commands will focus on.

:SENSe:DATA:TELEcom:SIGWizard:AU:AUG16?

Returns: <numeric>

:SENSe:DATA:TELEcom:SIGWizard:AU:AUG4 <numeric>

<numeric> = 1-4

Sets the AUG-4 that all following commands will focus on.

:SENSe:DATA:TELecom:SIGWizard:AU:AUG4?

Returns: <numeric>

:SENSe:DATA:TELecom:SIGWizard:AU:AUG1 <numeric>

<numeric> = 1-4

Sets the AUG-1 that all following commands will focus on.

:SENSe:DATA:TELecom:SIGWizard:AU:AUG1?

Returns: <numeric>

:SENSe:DATA:TELecom:SIGWizard:AU:AUG3 <numeric>

<numeric> = 1-4

Sets the AUG-3 that all following commands will focus on.

:SENSe:DATA:TELecom:SIGWizard:AU:AUG3?

Returns: <numeric>

:SENSe:DATA:TELecom:SIGWizard:AU:CHANnel <numeric>

<numeric> = 1-192

Sets the start of the channel the following commands will focus on. All following commands act on the currently selected channel.

:SENSe:DATA:TELecom:SIGWizard:AU:STARt?

Returns: <Numeric>

Returns the start of the currently selected channel.

:SENSE:DATA:TELEcom:SIGWizard:AU:SIZE?

Returns: <Numeric>

Returns the size (in AU-3 equivalents) of the currently selected channel.

AU - AU Layer [SENSE:DATA?]

:SENSE:DATA? "SIGWizard:AU:STATe"

Returns: <discrete>= OK | ERR | HIST | AIS | ILLegal | UNEQ
| TRANS

:SENSE:DATA? "SIGWizard:AU:AIS"

Returns: <discrete>= OK | ERR | HIST | TRAN | UNK

Returns the state of the AIS alarm.

:SENSE:DATA? "SIGWizard:AU:LOP"

Returns: <discrete>= OK | ERR | HIST | TRAN | UNK

Returns the state of the LOP alarm.

:SENSE:DATA? "SIGWizard:AU:B3"

Returns: <discrete>= OK | ERR | HIST | TRAN | UNK

Returns the state of the B3 error indicator.

:SENSE:DATA? "SIGWizard:AU:REI"

Returns: <discrete>= OK | ERR | HIST | TRAN | UNK

Returns the state of the REI alarm.

:SENSE:DATA? "SIGWizard:AU:RDI"

Returns: <discrete>= OK | ERR | HIST | TRAN | UNK

Returns the state of the RDI alarm.

SENSE subsystem - Result Returning Commands

SDH Error Results

:SENSE:DATA? <string>

<string> = "<Return Type>:SDH:LSECond:<error>" for last second results

<string> = "<Return Type>:SDH:<error>" for total results

<Return Type> is one of the following

ECOut	For returning Error Counts
ERATio	For returning Error Ratios

<error> is one of the following

FRAMe	Frame errors
RSBip	RS B1 BIP errors
MSBip	MS B2 BIP errors
MSRei	MS REI errors.
PBIP	AU B3 BIP errors
HPRei	HP-REI errors
TRIB:PBIP	TU Path BIP errors
TRIB:REI	LP REI errors
TCM:PIEC	TCM PIEC errors
TCM:REI	TCM REI errors
TCM:OEI	TCM OEI errors
TCM:ERR	TCM Error errors.
TCM:TU:PIEC	TCM LP PIEC errors
TCM:TU:REI	TCM LP REI errors
TCM:TU:OEI	TCM LP OEI errors
TCM:TU:ERR	TCM LP Error errors
TCM:TU:BIPN2	TCM LP N2 BIP errors

Returns: <numeric>

SDH Analysis Results

:SENSE:DATA? <string>

<string> = "<Result type>:SDH:<Path Type>:<Type>"

		<Type> =		
<Result type> =		G828	G826	M2101 M21011
ESECONDS	Error Seconds	X	X	X
SESeconds	Severely Errored Seconds	X	X	X
SEPeriod	Severely Errored Period	X		
EBCOUNT	Errored block count	X	X	
BBECOUNT	Background block error count	X	X	X
ESRatio	Error Second Ratio	X	X	
SESRatio	Severely Errored Second Ratio	X	X	
SEPI	Severely Errored Period Intensity	X		
BBERatio	Background Block Error ratio	X	X	
UASeconds	Unavailable	X	X	X

	seconds			
PUASconds	Path Unavailable seconds	X	X	X

<Path type> =

RSBip	RSOH B1 block errors
MSBip	MSOH B2 block errors
MSRei	MSOH REI block errors
PBIP	HO Path B3 block errors
REI	HO Path REI block errors
TU:BIP	Low path BIP
TU:REI	LP-REI
TCM:PIEC	HO TC Path IEC block errors
TCM:REI	HO TC Path REI block errors
TCM:TU:IEC	LO TC path IEC block errors
TCM:TU:REI	LO TC path REI block errors
BIT	Bit errors (Out Of Service)

Returns: <numeric>

SDH Pointer Activity Results

:SENSE:DATA? <string>

<string> = "PACTivity:SDH:<type>" where <type> is one of the following

PVALue	AU Pointer value
NDFSeconds	AU Pointer NDF seconds
MNDFseconds	AU Pointer MNDF seconds
PCount	AU Pointer +ve Adj Count
PSECONDS	AU Pointer +ve Adj Seconds
NCount	AU Pointer -ve Adj Count
NSECONDS	AU Pointer -ve Adj Seconds
IOFFset	Implied VC4 Offset
TU:PVALue	TU Pointer value
TU:NDFSeconds	TU Pointer NDF seconds
TU:MNDFseconds	TU Pointer MNDF seconds
TU:PCount	TU Pointer +ve Adj Count
TU:PSECONDS	TU Pointer +ve Adj Seconds
TU:NCount	TU Pointer -ve Adj Count
TU:NSECONDS	TU Pointer -ve Adj Seconds
TU:IOFFset	Implied TU VC Offset

Returns: <numeric>

SDH Alarm Seconds Results

:SENSE:DATA? <string>

<string> = "ASEConds:SDH:<alarm>"

<alarm> is one of the following

LOF	Loss Of Frame
OOF	Out Of Frame
AULop	Loss Of Pointer
RSTim	Regenerator Section Trace Identifier Mismatch (RS-TIM)
MSAis	Multiplexer Section AIS
PAIS	Path AIS
MSRDi	Multiplexer Section RDI
HPRDi	HP-RDI
HPTim	High-Order Path Trace Identifier Mismatch (HP-TIM)
PUNeq	Path Unequipped
AISC	Concat AIS alarm
LOPC	Concat LOP alarm
K1K2	K1K2 byte change
H4MF	H4 loss of multi-frame
TU:PUNeq	Tributary Path Unequipped
TU:RFI	
TU:LOP	TU Loss of Pointer
TU:PAIS	TU Path AIS
TU:RDI	LP-RDI
TU:P1P0	P1P0
OPSL	Overhead Pattern Sync Loss

Enhanced RDI :

ERDI:PAYLoad	High order path Enhanced RDI Payload
ERDI:SERVer	High order path Enhanced RDI Server
ERDI:CONNecTion	High order path Enhanced RDI Connection
ERDI:TU: PAYLoad	Low order path Enhanced RDI Payload
ERDI:TU: SERVer	Low order path Enhanced RDI Server

ERDI:TU:CONNECTION	Low order path Enhanced RDI Connection
Tandem Connection Monitoring :	
TCM:OOM	High path Loss of multiframe
TCM:IAIS	High path Incoming AIS
TCM:RDI	High path Remote Defect Indication
TCM:ODI	High path Outgoing Defect Indication
TCM:UNEQ	High path Unequal Indication
TCM:VCAis	High path VC alarm indication signal
TCM:TU:OOM	Low path Loss of multiframe
TCM:TU:IAIS	Low path Incoming AIS
TCM:TU:RDI	Low path Remote Defect Indication
TCM:TU:ODI	Low path Outgoing Defect Indication
TCM:TU:UNEQ	Low path Unequal Indication
TCM:TU:VCAis	Low path VC alarm indication signal
VCat:	
VCAT:OOM1	Out of Multiframe (Stage 1)
VCAT:OOM2	Out of Multiframe (Stage 2)
VCAT:LOM	Loss of Multiframe
VCAT:SQM	Loss of Sequence

Returns: <numeric>

SDH VCAT Delay Results

:SENSe:DATA:TELEcom:SDH:VCAT:DElay:CHANnel? <numeric>

<numeric> = 1..192 Channel Number

Returns the VCAT Delay in ms for the specified channel.

FETCh subsystem

The FETCh subsystem is used to retrieve data directly accumulated by the instrument.

SDH Data Capture Results

:FETCh:ARRAy:DATA:TELEcom:SDH:DCAPture:DATA? <numeric>, <numeric>, <numeric>

<numeric> = Frame Index.

<numeric> = STM-1 Number (Min = 1, Max = 64)

<numeric> = STM-0 Number (Min = 1, Max = 3)

Returns: <numeric>, <numeric>...<numeric>

Returns comma separated byte values for the specified columns of the selected frame. A STM-0 value of 1 will return the byte values for columns 1, 4 and 7 of the selected STM-1; a value of 2 will return the byte values for columns 2, 5 and 8 of the selected STM-1; while a value of 3 will return columns 3, 6 and 9 of the selected STM-1.

For example, if the STM-0 value is 2 for a specified STM-1, the bytes are returned as follows:

```
<col(2), row(1)>, <col(2), row(2)>, <col(2), row(3)>, ...<col(2), row(9)>,
<col(5), row(1)>, <col(5), row(2)>, <col(5), row(3)>, ...<col(5), row(9)>,
<col(8), row(1)>, <col(8), row(2)>, <col(8), row(3)>, ...<col(8), row(9)>
```

:FETCh:ARRAy:DATA:TELEcom:SDH:DCAPture:PDATA? <numeric>

<numeric> = Frame Index.

Returns: <numeric>, <numeric>...<numeric>

Returns the byte values of the Path Overhead from the specified frame.

:FETCh:SCALAr:DATA:TELEcom:SDH:DCAPture:DATA? <numeric>, <numeric>, <numeric>, <discrete>

The second parameter identifies the specific byte in the selected set of columns. There are two ways of specifying this byte. The first is to use standard names where these are valid. The set of valid names is shown in the table above. The second method is to use an "Xrc" notation, where r is the numerical value of the bytes row in the transport overhead and c is the numerical value of the bytes column in the transport overhead.

This method allows access to ANY byte in the selected STM-1 / Column set.

:FETCh:SCALAr:DATA:TELEcom:SDH:POVerhead:H4Sequence?

Returns: <discrete> = LONG | SHORt | C0C1 | UNKNOwn

Obtains the length of the H4 byte sequence.

:FETCh:SCALAr:DATA:TELEcom:SDH:POVerhead:DATA? <discrete>

<discrete> = C2 | G1 | F2 | H4 | F3 | K3 | N1 | B3 | J1

Returns: <numeric>

Returns the value of a single named byte of the selected foreground high order path overhead byte.

:FETCh:SCALAr:DATA:TELEcom:SDH:TU:POVerhead:DATA? <discrete>

<discrete> = C2 | G1 | F2 | H4 | F3 | K3 | N1 | B3 | J1 | V5 | J2 |
N2 | K4

Returns: <numeric>

Returns the value of a single named byte of the selected foreground low order path overhead byte.

SDH Labelled Overhead Bytes

:FETCh:SCALAr:DATA:TELEcom:SDH:OVERhead:K1?

Returns: <numeric>

Returns the value of the K1 APS signalling overhead byte.

:FETCh:SCALAr:DATA:TELEcom:SDH:OVERhead:K2?

Returns: <numeric>

Returns the value of the K2 APS signalling overhead byte.

:FETCh:SCALAr:DATA:TELEcom:SDH:OVERhead:S1?

Returns: <numeric>

Returns the value of the S1 Synchronisation Status overhead byte.

:FETCh:SCALAr:DATA:TELEcom:SDH:TU:POVerhead:K4:SLABel?

Returns: <numeric>

Returns the K4 Extended Signal Label value.

SDH Overhead Trace Messages

:FETCh:ARRAy:DATA:TELEcom:SDH:TCM:APID?

Returns: <numeric>, <numeric>,.....<numeric>

Returns the value of the high order TC-APId as a comma seperated list of integers. Each integer is in the range 0 to 255. There is no block header.

:FETCh:ARRAy:DATA:TELEcom:SDH:J0?

Returns: <numeric>, <numeric>,.....<numeric>

Returns the value of the STM-N regenerator overhead J0 byte as a comma seperated list of integer numeric values. Each number is in the range 0 to 255. There is no block header.

:FETCh:ARRAy:DATA:TELEcom:SDH:J1?

Returns: <numeric>, <numeric>,.....<numeric>

Returns the value of the high order J1 path trace byte as a comma seperated list of integer numeric values. Each number is in the range 0 to 255. There is no block header.

:FETCh:ARRAy:DATA:TELEcom:SDH:TU:J1?

Returns: <numeric>, <numeric>,.....<numeric>

Returns the value of the low order J1 path trace byte as a comma seperated list of integer numeric values. Each number is in the range 0 to 255. There is no block header.

:FETCh:ARRAy:DATA:TELEcom:SDH:TU:J2?

Returns: <numeric>, <numeric>,.....<numeric>

Returns the value of the low order J2 path trace byte as a comma seperated list of integer numeric values. Each number is in the range 0 to 255. There is no block header.

:FETCh:STRing:DATA:TELEcom:SDH:J0?

Returns: <string>

Returns the value of the high order J0 path trace byte as a, 64 ASCII character string if CRC7 is not detected, 15 ASCII character string if CRC7 is detected. If the string contains any non printing characters then ~ is substituted.

:FETCh:STRing:DATA:TELEcom:SDH:J1?

Returns: <string>

Returns the value of the high order J1 path trace byte as a, 64 ASCII character string if CRC7 is not detected, 15 ASCII character string if CRC7 is detected. If the string contains any non printing characters then ~ is substituted.

:FETCh:STRing:DATA:TELEcom:SDH:TU:J1?

Returns: <string>

Returns the value of the low order J1 path trace byte as 15 ASCII character string. If the string contains any non printing characters then ~ is substituted.

:FETCh:STRing:DATA:TELEcom:SDH:TU:J2?

Returns: <string>

Returns the value of the low order J2 path trace byte as a 15 ASCII character string. If the string contains any non printing characters then ~ is substituted.

:FETCh:STRing:DATA:TELEcom:SDH:TCM:APID?

Returns: <string>

Returns the value of the high order TCM APID trace byte as a, 64 ASCII character string if CRC7 is not detected, 15 ASCII character string if CRC7 is detected. If the string contains any non printing characters then ~ is substituted.

:FETCh:STRing:DATA:TELEcom:SDH:TU:TCM:N1:APID?

Returns: <string>

Returns the value of the low order N1 TCM APID trace byte as a, 64 ASCII character string if CRC7 is not detected, 15 ASCII character string if CRC7 is detected. If the string contains any non printing characters then ~ is substituted.

:FETCh:STRing:DATA:TELEcom:SDH:TU:TCM:N2:APID?

Returns: <string>

Returns the value of the low order N2 TCM APID trace byte as a, 64 ASCII character string if CRC7 is not detected, 15 ASCII character string if CRC7 is detected. If the string contains any non printing characters then ~ is substituted.

SDH Overhead Sequence Capture Results

:FETCh:SCALAr:DATA:TELEcom:SDH:OCAPture:MINElement?

Returns: <numeric>

Returns the minimum element index of the captured sequence.

:FETCh:SCALAr:DATA:TELEcom:SDH:OCAPture:MAXElement?

Returns: <numeric>

Returns the maximum element index of the captured sequence.

:FETCh:SCALAr:DATA:TELEcom:SDH:OCAPture:FCOunt? <numeric>

<numeric> = Element Index

Returns: <numeric>

Returns the capture repeat count of the specified element in numeric form. Individual elements may be captured up to 65535 times before a new element is entered into the captured sequence.

The sequence element index (numeric parameter) can be in the range -255 to +255 depending on the trigger selection.

The element which triggered sequence capture (the element that met the trigger criteria) is specified by index 0. Since 256 elements may be captured, pre-trigger can capture elements indexed -255 to 0 whilst post-trigger capture can capture elements indexed 0 to +255.

:FETCh:STRing:DATA:TELEcom:SDH:OCAPture:DATA? <numeric>

<numeric> = Element Index.

Returns: <string>

Returns the capture data of the specified element in string form. The data is represented by hexadecimal characters. The number of characters depends on the selected capture channel.

:FETCh:ARRAy:DATA:TELeCom:SDH:OCAPture? <numeric>

<numeric> = Number of elements to return.

Returns: <array>

Returns an array with the number of entries determined by <numeric> and separated by CR/LF.

Each entry consists of an alphanumeric string and a numeric separated by commas. The alphanumeric string provides the hexadecimal value of the captured data. The length of the string depends upon the overhead channel selected for capture, two hexadecimal characters/overhead byte. The numeric indicates the number of frames for which the captured data existed.

If this command is issued when a capture is being performed, some entries will contain no data. In this case 9.91E+37 is returned.

FETCh Subsystem - Signal Wizard SDH Frame Layer

The following commands will only be relevant when a valid SDH frame or a valid SDH payload in an OTN frame has been detected on the selected input port.

:FETCh:SCALAr:DATA:TELEcom:SIGWizard:SDH:S1

Returns: <numeric>

Returns the value of the S1 byte.

:FETCh:STRing:DATA:TELEcom:SIGWizard:SDH:TRACe?

Returns: <string>

Returns the contents of the J0 Trace Message.

AU - AU Layer

The following commands will only return valid values in a valid SDH signal carrying supported mappings has been detected on the selected port.

In the AU level AU channels are referred to in two ways:

1. The standard AUG-64, AUG-4 etc...
2. A logical offset from the start of the frame (in AU-3s equivalents). This is counted in slices so we have all the AU3#1s as 0-64 (for STM64), followed by the AU3#2s as 65+.

The two approaches to channel selection are fully interchangeable.

:FETCh:ARRAy:DATA:TELEcom:SIGWizard:AU:OVERview?

Returns: <block data> 4 numeric values for each channel:
Channel Start

Size (AU3s)

State (0 = Ok, 1 = Error, 2 = Historical Error, 3 = AIS, 4 = Illegal, 5 = Unequipped, 6 = Transient)

1 = Has TU substructure

:FETCh:ARRAy:DATA:TELEcom:SIGWizard:AU:FAULts?

Returns: <block data>

An array of the Channel Start values of all channels that are not in OK state.

:FETCh:SCALAr:DATA:TELEcom:SIGWizard:AU:C2?

Returns: <numeric>

Returns the value of the C2 byte.

:FETCh:STRing:DATA:TELEcom:SIGWizard:AU:TRACe:LIST?

Returns: <string>

Returns the J1 Trace Message.

:FETCh:STRing:DATA:TELEcom:SIGWizard:AU:TRACe:SEARch? <string>

<string> = Search String

Returns: <block data> Numerics

Returns an array of all the channel start positions for all J1 Trace messages containing the search string.

SYSTEM Subsystem - SDH Trigger Output Commands

:SYSTEM:TRIGGER:RECEIVE:ERROR:SDH:SECTION <discrete>

<discrete> =	FRAME	A1A2 Error
	RSBip	RS BIP (B1) Error
	MSBip	MS BIP (B2) Error
	MSRei	MS REI Error

Selects SDH Section Overhead error for trigger output when :SYSTEM:TRIGGER:RECEIVE:ERROR:STANDARD <discrete> is set to SOH.

:SYSTEM:TRIGGER:RECEIVE:ERROR:SDH:SECTION?

Returns: <discrete>

:SYSTEM:TRIGGER:RECEIVE:ERROR:SDH:PATH <discrete>

<discrete> =	PBIP	Path BIP (B3) Error
	HPRei	HP REI Error

Selects SDH Path Overhead error for trigger output when :SYSTEM:TRIGGER:RECEIVE:ERROR:STANDARD <discrete> is set to POH.

:SYSTEM:TRIGGER:RECEIVE:ERROR:SDH:PATH?

Returns: <discrete>

:SYSTEM:TRIGGER:RECEIVE:ERROR:SDH:TCM <discrete>

<discrete> =	TCIec	TCM IEC Error
	TCRei	TCM REI Error
	OEI	OEI Error

Selects SDH Tandem Connection Monitoring error for trigger output when :SYSTEM:TRIGGER:RECEIVE:ERROR:STANDARD <discrete> is set to TCM.

:SYSTem:TRIGger:RECEive:ERRor:SDH:TCM?

Returns: <discrete>

:SYSTem:TRIGger:RECEive:ALARm:SDH:SECTion <discrete>

<discrete> =	LOF	Loss of Frame
	OOF	Out of Frame
	MSAis	MS AIS
	MSRDi	MS RDI
	PTAD	Pointer Activity
	K1K2	K1K2 Change

Selects SDH Section Overhead alarm for trigger output when :SYSTem:TRIGger:RECEive:ALARm:STANdard <discrete> is set to SOH.

:SYSTem:TRIGger:RECEive:ALARm:SDH:SECTion?

Returns: <discrete>

:SYSTem:TRIGger:RECEive:ALARm:SDH:PATH <discrete>

<discrete> =	PAIS	AU-AIS
	AISC	AU-AIS-C
	HPRDi	HP-RDI
	AULop	AU-LOP
	LOPC	AU-LOP-C
	PUNequipped	HP-UNEQ

Selects SDH Path Overhead alarm for trigger output when :SYSTem:TRIGger:RECEive:ALARm:STANdard <discrete> is set to POH.

:SYSTem:TRIGger:RECEive:ALARm:SDH:PATH?

Returns: <discrete>

:SYSTem:TRIGger:RECEive:ALARm:SDH:TCM <discrete>

<discrete> =	VCAis	VC-AIS
	TCRDi	TC-RDI
	ODI	TC-ODI
	TCOom	TC-OOM
	IAIS	TC-IAIS

Selects SDH Tandem Connection Monitoring alarm for trigger output when :SYSTem:TRIGger:RECEive:ALARm:STANdard <discrete> is set to TCM.

:SYSTem:TRIGger:RECEive:ALARm:SDH:TCM?

Returns: <discrete>


:SYSTem:TRIGger:RECEive:ALARm:SDH:VCAT <discrete>

<discrete> =	OOM1	Out of Multiframe 1
	OOM2	Out of Multiframe 2
	LOM	Loss of Multiframe
	SQM	Sequence Mismatch
	LOA	Loss of Alignment

Selects SDH VCAT alarm for trigger output when :SYSTem:TRIGger:RECEive:ALARm:STANdard <discrete> is set to VCAT.

:SYSTem:TRIGger:RECEive:ALARm:SDH:VCAT?

Returns: <discrete>



6

SONET Command Reference

OUTPut subsystem	305
SOURce subsystem - Transmitter Settings	306
SOURce subsystem - Transmitter Overhead Set up	315
SOURce subsystem - Clock Offset Test Function	330
SOURce subsystem - Transmitter Error Test Functions	331
SOURce subsystem - Transmitter Alarm Test Functions	335
SOURce subsystem - Pointer Adjust Test Functions	338
SOURce Subsystem - VCat Delay Test Function	342
SOURce subsystem - APS Messages	344
SOURce subsystem - DCC Insertion	351
INPut subsystem	352
SENSe subsystem - Receiver Settings	353
SENSe subsystem - Receiver Overhead Monitor	360
SENSe subsystem - Data Capture Commands	364
SENSe subsystem - Receiver SONET Overhead Sequence Capture Commands	366
SENSe Subsystem - Signal Wizard SONET Frame Layer	370
SENSe subsystem - Result Returning Commands	375
FETCh subsystem	380
FETCh Subsystem - Signal Wizard SONET Frame Layer	388
SYSTEM Subsystem - SONET Trigger Output Commands	390

This chapter contains detailed information on commands that are used to control the instrument for Sonet operation.



OUTPut subsystem

:OUTPut:TELEcom:SONet:PAYLoad:LOCation <discrete>

<discrete> = INTernal
 EXTernal

This command selects the SONet insert payload location.

:OUTPut:TELEcom:SONet:PAYLoad:LOCation?

Returns: <discrete>

:OUTPut:TELEcom:SONet:PAYLoad:CODE <discrete>

<discrete> =	CMI	140Mb/s only
	B3ZS	DS3
	HDB3	34Mb/s, 8Mb/s, 2Mb/s
	B8ZS	DS1
	AMI	DS1

Selects the drop interface line code for the SONET payload.

:OUTPut:TELEcom:SONet:PAYLoad:CODE?

Returns: <discrete>

SOURce subsystem - Transmitter Settings

:SOURce:DATA:TELEcom:SONet:RATE <discrete>

<discrete> =	OC192	10Gb/s
	OC48	2.5Gb/s
	OC12	622Mb/s
	OC3	155Mb/s optical
	STS3	155Mb/s electrical
	OC1	52Mb/s optical
	STS1	52Mb/s electrical

Controls the characteristics of the instrument's output ports.

Sets the output rate for the instrument output port.

:SOURce:DATA:TELEcom:SONet:RATE?

Returns: <discrete>

:SOURce:DATA:TELEcom:SONet:THRumode:COVerwrite <boolean>

<boolean> = 0 or OFF
1 or On

Controls the overhead overwrite thru mode feature.

Enables or disables overhead overwrite. Thru mode must be enabled for this to be set.

:SOURce:DATA:TELEcom:SONet:THRumode:COVerwrite?

Returns: <boolean>

Mapping Settings

:SOURCE:DATA:TELEcom:SONet:SPE:STRucture <discrete>

<discrete> = MIXed
PRESet

Sets the type of mapping structure to be generated. In preset mode the mappings will be the same size of the foreground except for STS_6C, STS_9C and STS_24C.

:SOURCE:DATA:TELEcom:SONet:SPE:STRucture?

Returns: <discrete>

Mixed Mappings Settings

The following commands are only available in Mixed Mapping mode.

:SOURCE:DATA:TELEcom:SONet:SPE:MIXed:RESet <discrete>

<discrete> = STS1
STS3

Resets the Mixed Mappings to the default state with all channels STS-1 or STS-3c, and the first channel being the foreground.

:SOURCE:DATA:TELEcom:SONet:SPE:MIXed:FOReground <numeric>

<numeric> = 1 to 192 Foreground channel number

Selects the foreground channel. The number is the number of STS-1 from the first channel.

The foreground channel number can be calculated using the following formula:
(STS-3# -1) * 3 + STS-1#

Only the channel numbers of mappings that have actually been defined may be selected.

:SOURCE:DATA:TELEcom:SONet:SPE:MIXed:FOReground?

Returns: <numeric>

:SOURCE:DATA:TELEcom:SONet:SPE:MIXed:TYPE <numeric>, <discrete>

<numeric> = 1 to 192 Channel number

<discrete> = STS1 Channel size

STS3

STS6

STS9

STS12

STS24

STS48

STS192

Selects the size of the given channel.

The Channel number is as for :MIXed:FOReground.

Only valid if the given channel already exists, and the given size is a valid size for the given start position.

:SOURCE:DATA:TELEcom:SONet:SPE:MIXed:TYPE? <numeric>

<numeric> = 1 to 192 Channel number

Returns: <discrete>

Virtual Concatenation Settings

:SOURCE:DATA:TELEcom:SONet:VCAT <discrete>

<discrete> = ON

OFF

Enable or Disble VCAT

:SOURCE:DATA:TELEcom:SONet:VCAT?

Returns: <discrete>

:SOURCE:DATA:TELEcom:SONet:VCAT:CHGRoup <discrete>

<discrete> = ON
OFF

Enable or disable the SQI correctness check.

:SOURCE:DATA:TELEcom:SONet:VCAT:CHGRoup?

Returns: <discrete>

:SOURCE:DATA:TELEcom:SONet:VCAT:ADD <numeric>

<numeric> = Channel Number 1..192

Adds the mapping at the given channel number to the VCAT group.

For High Order (STS1) the Channel Number is calculated using the following formula:

$(STS-3\#-1)*3 + STS-1\#$

For Low Order (VT2 or VT15) the Channel Number is simply the GUI position of the selected channel (counting from left to right).

:SOURCE:DATA:TELEcom:SONet:VCAT:REMOve <numeric>

<numeric> = Channel Number 1..192

Removes the Mapping at Channel Number from the VCAT group

:SOURCE:DATA:TELEcom:SONet:VCAT:MEMBER? <numeric>

<numeric> = Channel Number 1..192

Indicates if the Channel at the given channel position is a member of the VCAT group

:SOURCE:DATA:TELEcom:SONet:VCAT:SQI <numeric>, <numeric>

<numeric> = Channel Number 1..192

<numeric> = SQI Number

Change the SQI number for the Given VCAT Channel Mapping

:SOURCE:DATA:TELEcom:SONet:VCAT:SQI? <numeric>

<numeric> = Channel Number 1..192

Returns: <numeric>

:SOURCE:DATA:TELEcom:SONet:VCAT:CLEAR

Remove all VCAT group members except the current foreground Channel

SPE Layer Selection

:SOURCE:DATA:TELEcom:SONet:SPE:TYPE <discrete>

<discrete> = STS1
STS3C
STS6C
STS9C
STS12C
STS24C
STS48C
STS192C

Selects the SPE mapping into an STS-N frame.

:SOURCE:DATA:TELEcom:SONet:VT:TYPE?

Returns: <discrete>

Payload Layer Selection

:SOURCE:DATA:TELEcom:SONet:PAYLoad <discrete>

<discrete> =	BULK	Bulk Filled
	M140	140 Mb/s
	M34	34 Mb/s
	ASM2	Asynchronous
	FLM2	2 Mb/s floating byte
	FLDS1	DS1 floating byte
	ASDS1	Asynchronous DS1
	DS3	DS3
	GFPLaps	GFP/LAPS

This command controls the transmitter SONET payload for single payload cases.

:SOURCE:DATA:TELEcom:SONet:PAYLoad?

Returns: <discrete>

VT Group

:SOURCE:DATA:TELEcom:SONet:VTGRoup <numeric>

<numeric> = 1 to 7 VT Group

Selects the SONET Transmitter active VT Group within the foreground STS1.

:SOURCE:DATA:TELEcom:SONet:VTGRoup?

Returns: <numeric>

:SOURCE:DATA:TELEcom:SONet:VT <numeric>

<numeric> =	1 to 3	Tributary number for VT2
	1 to 4	Tributary number for VT1.5

Selects the SONET Transmitter active VT within the selected VT Group.

:SOURCE:DATA:TELEcom:SONet:VT?

Returns: <numeric>

:SOURCE:DATA:TELEcom:SONet:PAYLoad:FOFFset <boolean>

<boolean> =	0 or OFF
	1 or On

Enables or disables the SONET Payload Clock Frequency Offset.

:SOURCE:DATA:TELEcom:SONet:PAYLoad:FOFFset?

Returns: <boolean>

:SOURCE:DATA:TELEcom:SONet:PAYLoad:OFFSet <numeric>

<numeric> =	-100.0 to +100.0 [Suffix	Parts per Million
	'PPM']	

Sets the amount of payload frequency offset.

:SOURCE:DATA:TELEcom:SONet:PAYLoad:OFFSet?

Returns: <numeric>

Background Settings

:SOURCE:DATA:TELEcom:SONet:STS1:BACKground <discrete>

6 SONET Command Reference

<discrete> =	UNEQuipped	Fixed at 00000000
	AS_FG	As Foreground
	EQUipped	Equipped
	AIS	AIS

Selects the background payload pattern for VTs within the foreground VT Group.

:SOURCE:DATA:TELEcom:SONet:STS1:BACKground?

Returns: <discrete>

:SOURCE:DATA:TELEcom:SONet:STS1:BACKground:PAYLoad:PATtern <discrete>

<discrete> =	PRBS9	2 ⁹ -1
	PRBS15	2 ¹⁵ -1
	QRSS	2 ²⁰ -1, 14-zero limited
	B1100	word 1100

Selects the background payload pattern for STS1s within the foreground VT Group.

:SOURCE:DATA:TELEcom:SONet:STS1:BACKground:PAYLoad:PATtern?

Returns: <discrete>

SOURce subsystem - Transmitter Overhead Set up

:SOURce:DATA:TELEcom:SONet:OVERhead:DEFault

Sets all overhead bytes to their default value.

:SOURce:DATA:TELEcom:SONet:OVERhead:DATA <numeric>, <numeric>, <discrete>, <numeric>

<numeric> = 1 to 16 STS-3 Number

<numeric> = 1 to 3 Column Number

<discrete> = A1 | A2 | E1 | F1 | D1 | D2 | D3 | K1 | K2 | H1 | D4 |
D5 | D6 | D7 | D8 | D9 | D10 | D11 | D12 | S1/Z1 |
M0/M1 | Z2 | E2 | X11 | X12 | X13 | X21 | X22 | X23 |
X31 | X32 | X33 | X41 | X42 | X43 | X51 | X52 | X53 |
X61 | X62 | X63 | X71 | X72 | X73 | X81 | X82 | X83 |
X91 | X92 | X93 |

<numeric> = 0 to 255 Byte Value

Sets the value of the selected transmitter section overhead byte. All overhead bytes in the transmitted signal can be configured. The required byte is specified by 4 command parameters.

The first parameter, STS-3 Number, identifies an STS-3 within the signal. The acceptable range for this parameter will depend on the selected transmit signal rate. For the STS-1 signal rate only 1 is valid.

The second parameter identifies a set of columns within the selected STS-3. A Value of 1 selects columns 1,4 & 7, a value of 2 selects Columns 2,5 & 8, and a value of 3 selects Columns 3,6 & 9. For the STS-1 signal rate only 1 is valid.

The third parameter identifies the specific byte in the selected set of columns. There are two ways of specifying this byte. The first is to use standard names where these are valid. The set of valid names is shown in the table above. The second method is to use an "Xrc" notation, where r is the numerical value of the bytes row in the transport overhead and c is the numerical value of the bytes column in the transport overhead. This method allows access to ANY byte in the selected STS-3 / Column set.

The fourth command parameter is the new value that will be transmitted in the specified byte. This value can be specified in hex, octal or decimal format.

:SOURCE:DATA:TELEcom:SONet:OVERhead:DATA? <numeric>, <numeric>, <discrete>

<numeric> = 1 to 16 STS-3 Number

<numeric> = 1 to 3 Column Number

<discrete> = A1 | A2 | E1 | F1 | D1 | D2 | D3 | K1 | K2 | H1 | D4 |
D5 | D6 | D7 | D8 | D9 | D10 | D11 | D12 | S1/Z1 |
M0/M1 | Z2 | E2 | X11 | X12 | X13 | X21 | X22 | X23 |
X31 | X32 | X33 | X41 | X42 | X43 | X51 | X52 | X53 |
X61 | X62 | X63 | X71 | X72 | X73 | X81 | X82 | X83 |
X91 | X92 | X93 |

Returns: <numeric>

:SOURCE:DATA:TELEcom:SONet:OVERhead:J0:PATtern <discrete>

<discrete> = ASRX As Received (Thru mode only)

FIXed Fixed Byte Sequence

B16Crc 16 Byte Sequence (with CRC)

B64 64 Byte Sequence

Sets the type of pattern that is to be transmitted in the J0 byte of the STS regenerator section overhead. The pattern repeats every 16 characters and is transmitted character by character in subsequent frames. Default is FIXed. ASRX is only applicable when thru mode is enabled.

:SOURCE:DATA:TELEcom:SONet:OVERhead:J0:PATtern?

Returns: <discrete>

:SOURCE:DATA:TELEcom:SONet:OVERhead:J0:PATtern:FIXed <numeric>

<numeric> = 0 to 255 Byte Value

Sets the fixed byte value of the J0 byte. Only relevant when :SOURCE:DATA:TELEcom:SONet:OVERhead:J0:PATtern <discrete> is set to FIXed.

:SOURCE:DATA:TELEcom:SONet:OVERhead:J0:PATtern:FIXed?

Returns: <numeric>

:SOURCE:DATA:TELEcom:SONet:OVERhead:J0:PATtern:B16Crc <string>

<string> =

Sets the 16-byte sequence of the J0 byte of the regenerator section overhead. The command parameter is a 15 character long string. The instrument automatically appends an E.164 CRC character to make up a 16 character sequence.

If the string is not 15 characters long the instrument will either append NULLS or truncate the string to make it 15 characters long. The pattern repeats every 16 characters and is transmitted character by character in subsequent frames.

Only available when :SOURCE:DATA:TELEcom:SONet:OVERhead:J0:PATtern <discrete> is set to B16Crc.

:SOURCE:DATA:TELEcom:SONet:OVERhead:J0:PATtern:B16Crc?

Returns: <string>

:SOURCE:DATA:TELEcom:SONet:OVERhead:J0:PATtern:B64 <string>

<string> =

Sets the 64-byte sequence of the J0 byte of the regenerator section overhead.

If the string is not 64 characters long the instrument will either append NULLS or truncate the string and terminate with a CR/LF to make it 64 characters long. The pattern repeats every 64 characters and is transmitted character by character in subsequent frames.

Only available when :SOURCE:DATA:TELEcom:SONet:OVERhead:J0:PATtern <discrete> is set to B64.

:SOURCE:DATA:TELEcom:SONet:OVERhead:J0:PATtern:B64?

Returns: <string>

:SOURCE:DATA:TELEcom:SONet:OVERhead:J0:PATtern:ARRAY?

Returns: <block>

Returns the J0 trace message as an array of numeric values. The number of numeric values returned depends on the pattern type set using:SOURCE:DATA:TELEcom:SONet:OVERhead:J0: PATtern <discrete>.

:SOURCE:DATA:TELEcom:SONet:OVERhead:SBYTE <discrete>

<discrete> =	ASRX	As Received (Thru mode only)
	SYNChronized	(0000) Synchronized - traceability unknown
	STR1	(0001) Stratum 1 traceable
	STR2	(0111) Stratum 2 traceable
	TRANsit	(0100) Transit
	STR3	(1010) Stratum 3 traceable
	STRE3	(1101) Stratum 3E
	SONet	(1100) SONET minimum clock traceable
	NETWork	(1110) Network synchronization
	DONTusesync	(1111)

Selects the SONET SYNC message type (S1 Byte Bits 5 to 8). ASRX is only applicable when thru mode is enabled.

:SOURCE:DATA:TELEcom:SONet:OVERhead:SBYTE?

Returns: <discrete>

:SOURCE:DATA:TELEcom:SONet:POVerhead:DATA <discrete>, <numeric>

<discrete> = C2 | G1 | F2 | H4 | Z3 | Z4 | N1

<numeric> = 0 to 255 Byte Value

Sets the value of the specified STS-3, STS-12c, STS-48c and STS-192c foreground high order path overhead byte.

The N1 byte can only be set when the command
:SOURCE:DATA:TELEcom:SDH:TCM:HPATH <boolean> is set to FALSE.

:SOURCE:DATA:TELEcom:SONet:POVerhead:DATA? <discrete>

<discrete> = C2 | G1 | F2 | H4 | Z3 | Z4 | N1

Returns: <numeric>

:SOURCE:DATA:TELEcom:SONet:POVerhead:J1:PATtern <discrete>

<discrete> = ASRX	As Received (Thru mode only)
B16Crc	16 Byte Sequence (with CRC)
B64	64 Byte Sequence

Sets the type of sequence to be transmitted within the J1 byte of the foreground high order path overhead.

ASRX is only when thru mode is enabled.

:SOURCE:DATA:TELEcom:SONet:POVerhead:J1:PATtern?

Returns: <discrete>

:SOURCE:DATA:TELEcom:SONet:POVerhead:J1:PATtern:B16Crc <string>

<string> =

Sets the 16-byte sequence of the J1 byte of the foreground high order path overhead. The command parameter is a 15 characters long string. The instrument automatically appends an E.164 CRC character to make up a 16 character sequence.

If the string is not 15 characters long the instrument will either append NULLS or truncate the string to make it 15 characters long. The pattern repeats every 16 characters and is transmitted character by character in subsequent frames.

Only valid when :SOURCE:DATA:TELEcom:SONet:POVerhead:J1:PATtern <discrete> is set to B16Crc.

:SOURCE:DATA:TELEcom:SONet:POVerhead:J1:PATtern:B16Crc?

Returns: <string>

:SOURCE:DATA:TELEcom:SONet:POVerhead:J1:PATtern:B64 <string>

<string> =

Sets the 64-byte sequence of the J1 byte of the foreground high order path overhead.

If the string is not 64 characters long the instrument will either append NULLS or truncate the string and terminate with a CR/LF to make it 64 characters long. The pattern repeats every 64 characters and is transmitted character by character in subsequent frames.

Only available when :SOURCE:DATA:TELEcom:SONet:POVerhead:J1:PATtern <discrete> is set to B64.

:SOURCE:DATA:TELEcom:SONet:POVerhead:J1:PATtern:B64?

Returns: <string>

:SOURCE:DATA:TELEcom:SONet:POVerhead:J1:PATtern:ARRay?

Returns: <block>

Returns the high order J1 trace message as an array of numeric values. The number of numeric values returned depends on the pattern type set using `:SOURCE:DATA:TELEcom:SONet:POVerhead:J1:PATtern <discrete>`.

:SOURCE:DATA:TELEcom:SONet:POVerhead:J1:VCAT:CSPecific <boolean>

<boolean> = 0 or OFF
1 or On

Only applicable when High Order VCAT is selected.

Allows selection of High Order J1 VCAT Channel Specific Trace messages mode. When this mode is enabled, the `SOURCE:DATA:TELEcom:SONet:POVerhead:J1:VCAT:CSPecific:CHANnel` command should be used to specify which J1 Trace message is programmed. When the mode is disabled, the same J1 Trace message is transmitted in all VCAT members.

:SOURCE:DATA:TELEcom:SONet:POVerhead:J1:VCAT:CSPecific?

Returns: <boolean>

:SOURCE:DATA:TELEcom:SONet:POVerhead:J1:VCAT:CSPecific:CHANnel <numeric>

<numeric> = 1 to 48 VCAT Channel

Selects which HO VCAT member to program the J1 Trace message in. Only relevant when the Channel Specific mode has been selected for J1 Trace messages using the

`SOURCE:DATA:TELEcom:SONet:POVerhead:J1:VCAT:CSPecific:CHANnel` command.

:SOURCE:DATA:TELEcom:SONet:POVerhead:J1:VCAT:CSPecific:CHANnel?

Returns: <numeric>

:SOURCE:DATA:TELEcom:SONet:POVerhead:SLABel <discrete>

6 SONET Command Reference

<discrete> =	ASRX	As Received (Thru mode only)
	UNEQuipped	Unequipped (00000000)
	EQUipped	Equipped (00000001)
	VTStructure	VT Structure STS-1 SPE (00000010)
	LOCKed	Locked VT (00000011)
	DS3asyn	Asynchronous DS3 (00000100)
	DS4Naasyn	Asynchronous DS4NA (00010010)
	ATM	ATM (00010011)
	DQDB	DQDB (00010100)
	FDDI	FDDI (00010101)
	HDLC/LAPS	HDLC/LAPS(00011000)
	GFP	GFP (00011011)
	BULK	Bulk Filled (11111110)

Sets the value of the path label (C2 Byte) of the foreground high order path overhead.

ASRX is only applicable when thru mode is enabled.

:SOURCE:DATA:TELEcom:SONet:POVerhead:SLABel?

Returns: <discrete>

:SOURCE:DATA:TELEcom:SONet:VT:POVerhead:DATA <discrete>, <numeric>

<discrete> = C2 | G1 | F2 | H4 | Z3 | Z4

<numeric> = 0 to 255 Byte Value

Sets the value of the specified STS-3, STS-12c, STS-48c and STS-192c foreground low order path overhead byte.

:SOURce:DATA:TELEcom:SONet:VT:POVerhead:DATA? <discrete>

<discrete> = C2 | G1 | F2 | H4 | Z3 | Z4

Returns: <numeric>

:SOURce:DATA:TELEcom:SONet:VT:POVerhead:J2:PATtern <discrete>

<discrete> =	ASRX	As Received (Thru mode only)
	B16Crc	16 Byte Sequence (with CRC)

Sets the type of sequence to be transmitted within the J2 byte of the foreground low order path overhead.

ASRX is only applicable when thru mode is enabled.

:SOURce:DATA:TELEcom:SONet:VT:POVerhead:J2:PATtern?

Returns: <discrete>

:SOURce:DATA:TELEcom:SONet:VT:POVerhead:J2:PATtern:B16Crc <string>

<string> =

Sets the 16-byte sequence of the J2 byte of the foreground low order path overhead. The command parameter is a 15 characters long string. The instrument automatically appends an E.164 CRC character to make up a 16 character sequence.

If the string is not 15 characters long the instrument will either append NULLS or truncate the string to make it 15 characters long. The pattern repeats every 16 characters and is transmitted character by character in subsequent frames.

Only valid when :SOURce:DATA:TELEcom:SONet:VT:POVerhead:J2:PATtern <discrete> is set to B16Crc.

:SOURCE:DATA:TELEcom:SONet:VT:POVerhead:J2:PATtern:B16Crc?

Returns: <string>

:SOURCE:DATA:TELEcom:SONet:VT:POVerhead:J2:PATtern:ARRay?

Returns: <block>

Returns the low order J1 trace message as an array of numeric values. The number of numeric values returned depends on the pattern type set using :SOURCE:DATA:TELEcom:SONet:VT:POVerhead:J2:PATtern <discrete>.

:SOURCE:DATA:TELEcom:SONet:POVerhead:H4Sequence <discrete>

<discrete> =	LONG	Long Sequence
	SHORT	Short Sequence
	COC1	COC1 Sequence

Sets the H4 Path overhead byte sequence length.

:SOURCE:DATA:TELEcom:SONet:POVerhead:H4Sequence?

Returns: <discrete>

:SOURCE:DATA:TELEcom:SONet:VT:POVerhead:DATA <discrete>, <numeric>

<discrete> = C2 | G1 | F2 | H4 | Z3 | Z4

<numeric> = 0 to 255 Byte Value

Sets the value of the specified STS-3, STS-12c, STS-48c and STS-192c foreground low order path overhead byte.

:SOURCE:DATA:TELEcom:SONet:VT:POVerhead:DATA? <discrete>

<discrete> = C2 | G1 | F2 | H4 | Z3 | Z4

Returns: <numeric>

:SOURCE:DATA:TELEcom:SONet:VT:POVerhead:V5:SLABel <numeric>

<numeric> = 0 to 7

Sets the value of the signal label (V5 Byte) of the foreground low order path overhead.

:SOURCE:DATA:TELEcom:SONet:VT:POVerhead:V5:SLABel?

Returns: <numeric>

:SOURCE:DATA:TELEcom:SONet:VT:POVerhead:Z7:SLABel <discrete>

<discrete> =	EXPerimental	Experimental mapping (00001000)
	ATM	ATM Mapping (00001001)
	PPP	HDLC/PPP Mapping (00001010)
	LAPS	HDLC/LAPS Mapping (00001011)
	O181	VCAT O.181 Mapping (00001100)
	GFP	GFP Mapping (00001101)
	USER	User Value

Sets the Z7 Extended Signal Label Value. Only valid when V5 Signal Label is set to Extended (5).

:SOURCE:DATA:TELEcom:SONet:VT:POVerhead:Z7:SLABel?

Returns: <discrete>

:SOURCE:DATA:TELEcom:SONet:VT:POVerhead:Z7:SLABel:USER <numeric>

<numeric> = 0-255 Label Value

Allows the Z7 Signal Label to be set to a user defined value. Only valid when V5 Signal Label is set to Extended (5).

:SOURCE:DATA:TELEcom:SONet:VT:POVerhead:Z7:SLABel:USER?

Returns: <numeric>

Overhead Sequences Commands

:SOURCE:DATA:TELEcom:SONet:SEquence:STS1 <numeric>

<numeric> = 1 to 3 STS-1 number

Selects the STS-1 Channel from which the overhead sequence will be generated.

:SOURCE:DATA:TELEcom:SONet:SEquence:STS1?

Returns: <numeric>

:SOURCE:DATA:TELEcom:SONet:SEquence:STS3:SElect <numeric>

<numeric> = 1 to 64 STS-3 number

Selects the STS-3 Channel from which the overhead sequence will be generated.

:SOURCE:DATA:TELEcom:SONet:SEquence:STS3:SElect?

Returns: <numeric>

:SOURCE:DATA:TELEcom:SONet:SEquence:OHBYte <discrete>

<discrete> = A1A2 | BNDA1A2 | E1 | F1 | D1D3 | K1K2 | H1 |
D4D12 | S1 | M0 | M1 | J1 | E2 | C2 | G1 | F2 | H4 |
F3 | K3 | N1 | H1H2 | H3
Xrc

Selects the overhead channel to be used to transmit a sequence.

`<string>` = See Below Element Data

Sets the sequence data pattern for the designated element to the hexadecimal value contained in the string. The number of hexadecimal characters is dependent on the overhead channel selected by

`:SOURCE:DATA:TELEcom:SONet:SEQuence:OHBYte <discrete>`.

Two hexadecimal characters are required per byte, for example:

TCMACT - 1 byte "00" to "FF"

FAS - 6 bytes "000000000000" to "FFFFFFFFFFFF"

`:SOURCE:DATA:TELEcom:SONet:SEQuence:DATA? <numeric>`

`<numeric>` = 1 to 256 Element Index

Returns: `<string>`

`:SOURCE:DATA:TELEcom:SONet:SEQuence:MODE <discrete>`

`<discrete>` = SINGLE Single Run
 REPEAT Repeat Run

Selects whether to run a sequence once or repeatedly.

`:SOURCE:DATA:TELEcom:SONet:SEQuence:MODE?`

Returns: `<discrete>`

`:SOURCE:DATA:TELEcom:SONet:SEQuence <discrete>`

`<discrete>` = STOP Stop current sequence
 START Start new sequence

Stops or starts a Single or Repeat run Sequence.

`:SOURCE:DATA:TELEcom:SONet:SEQuence?`

Returns: `<discrete>`

SOURce subsystem - Clock Offset Test Function

:SOURce:CLOCK:SONet:FOFFset <boolean>

<boolean> = 0 or OFF
1 or ON

Enables or disables the Clock Frequency Offset. The amount of Offset is set using :SOURce:CLOCK:SONet:FOFFset:OFFSet <numeric> <numeric>.

:SOURce:CLOCK:SONet:FOFFset?

Returns: <boolean>

:SOURce:CLOCK:SONet:FOFFset:ACTive?

Returns: <boolean>

:SOURce:CLOCK:SONet:FOFFset:OFFSet <numeric>

<numeric> = -100 to +100 parts per million

Sets the amount of Clock Frequency Offset when Frequency Offset is enabled.

:SOURce:CLOCK:SONet:FOFFset:OFFSet?

Returns: <numeric>

SOURce subsystem - Transmitter Error Test Functions

:SOURce:DATA:TELEcom:SONet:ERRor:PHYSical <discrete>

<discrete> =	EFrAmE	Entire frame or data errors
	CODE	Line/code/BPV errors

Selects Physical Error Type to generate. Further selections of error rate is required.

:SOURce:DATA:TELEcom:SONet:ERRor:PHYSical?

Returns: <discrete>

:SOURce:DATA:TELEcom:SONet:ERRor:TRANsport <discrete>

<discrete> =	FRAMe	A1A2 frame errors
	CVS	CV-S (Section B1 BIP) Errors
	CVL	CV-L (Line B2 BIP) Errors
	REIL	REI-L (Line FEBE) Errors

Selects Transport Error Type to generate. Further selection of :SOURce:DATA:TELEcom:SONet:ERRor:RATE <discrete> is required.

:SOURce:DATA:TELEcom:SONet:ERRor:TRANsport?

Returns: <discrete>

:SOURce:DATA:TELEcom:SONet:ERRor:PATH <discrete>

<discrete> =	CVP	CV-P (Path B3 BIP) Errors
	REIP	REI-P (Path FEBE) Errors
	REIV	REI-V (VT Path FEBE) Errors
	CVV	CV-V (VT Path BIP) Errors

Selects Path Error Type to generate. Further selection of :SOURCE:DATA:TELEcom:SONet:ERROR:RATE <discrete> is required.

:SOURCE:DATA:TELEcom:SONet:ERROR:PATH?

Returns: <discrete>

:SOURCE:DATA:TELEcom:ERROR:SINGLE

Injects a single error.

:SOURCE:DATA:TELEcom:SONet:ERROR:RATE <discrete>

<discrete> =	NONE	Errors Off
	EALL	Error All
	APSThreshold	APS Threshold (MS Bit only)
	E_3	1E-3 Error rate
	E_4	1E-4 Error rate
	E_5	1E-5 Error rate
	E_6	1E-6 Error rate
	E_7	1E-7 Error rate
	E_8	1E-8 Error rate
	E_9	1E-9 Error rate
	USER	User defined error rate

Selects the transmitter Error Rate of the error type selected by the Test Error Group selection commands.

NOTE

If this query returns USER, then :SOURCE:DATA:TELEcom:SONet:ERROR:RATE <discrete>? must be used.

:SOURCE:DATA:TELEcom:SONet:ERROR:RATE?

Returns: <discrete>

:SOURCE:DATA:TELEcom:SONet:ERRor:RATE:USER <numeric>

<numeric> = 9.9E-9 to 1.7E-3 mantissa resolution 0.1, exponent resolution 1

Sets the user defined Error Add rate.

:SOURCE:DATA:TELEcom:SONet:ERRor:RATE <discrete> must be set to USER.

NOTE

The maximum user defined error rate is dependent on both error type and line rate.

:SOURCE:DATA:TELEcom:SONet:ERRor:RATE:USER:ACTion <boolean>

<boolean> = OFF
 ON User Value set as Error Rate

Sets the user defined Error Add rate specified by

:SOURCE:DATA:TELEcom:SONet:ERRor:RATE:USER <numeric>.

:SOURCE:DATA:TELEcom:SONet:ERRor:RATE:USER:ACTion?

Returns: <boolean>

:SOURCE:DATA:TELEcom:SONet:ERRor:RATE:USER?

Returns: <numeric>

:SOURCE:DATA:TELEcom:SONet:ERRor:APSThreshold:NERRors <numeric>

<numeric> =	0 to 640	for STS-1
	0 to 1920	for STS-3
	0 to 7680	for STS-12
	0 to 30720	for STS-48

0 to 122880 for STS-192

Sets the number of errors for the APS Threshold when :SOURCE:DATA:TELEcom:SONet:ERRor:RATE <discrete> is set to APSThreshold. Default = 0.

:SOURCE:DATA:TELEcom:SONet:ERRor:APSThreshold:NERrors?

Returns: <numeric>

:SOURCE:DATA:TELEcom:SONet:ERRor:APSThreshold:EINterval <discrete>

<discrete> =	MS10	10 milliseconds
	MS100	100 milliseconds
	S1	1 second
	S10	10 seconds
	S100	100 seconds
	S1000	1,000 seconds
	S10000	10,000 seconds

Sets the interval between APS Threshold errors when :SOURCE:DATA:TELEcom:SDH:ERRor:RATE <discrete> <discrete> is set to APSThreshold .

:SOURCE:DATA:TELEcom:SONet:ERRor:APSThreshold:EINterval?

Returns: <discrete>

SOURce subsystem - Transmitter Alarm Test Functions

Further commands (including Alarm Stress) can be found in the 'Transmitter Alarm Test Functions' section of the 'Common Commands' chapter.

:SOURce:DATA:TELEcom:SONet:ALARm:PHYSical <discrete>

<discrete> = LOS Loss of Signal Alarm

Selects Physical Alarms.

:SOURce:DATA:TELEcom:SONet:ALARm:PHYSical?

Returns: <discrete>

:SOURce:DATA:TELEcom:SONet:ALARm:TRANsport <discrete>

<discrete> =	LOF	Loss of Frame
	SEF	Severely Errored Frame
	AISL	AIS-L alarm indication signal
	RDIL	RDI-L remote defect indication

Selects Transport Alarms.

:SOURce:DATA:TELEcom:SONet:ALARm:TRANsport?

Returns: <discrete>

:SOURce:DATA:TELEcom:SONet:ALARm:SEF

Sets the OOF alarm Active. There is no corresponding query

:SOURce:DATA:TELEcom:SONet:ALARm:PATH <discrete>

6 SONET Command Reference

<discrete> =	AISP	Path AIS
	LOPP	LOP-P Loss of pointer
	RDIP	RDI-P remote defect indication
	PUNequipped	Path Unequipped
	PAYLoad	HI Path RDI payload enhanced
	SERVer	HI Path RDI server defect enhanced
	CONNection	HI Path RDI connection enhanced
	LOM	H4 Loss of Multiframe
	AISV	Low Order Path AIS
	LOPV	VT Loss of Pointer
	VTUNequipped	Low Order Path Unequipped
	RDIV	Low order path RDI
	RFIV	Low Order Path RFI
	VTPayload	Low order path RDI payload enhanced
	VTServer	Low order path RDI server defect enhanced
	VTConnection	Low order path RDI connection enhanced

Selects Path Alarms.

:SOURce:DATA:TELEcom:SONet:ALARm:PATH?

Returns: <discrete>

:SOURce:DATA:TELEcom:SONet:ALARm:VCAT <discrete>

<discrete> = OOM1 Out of Multiframe (Stage 1)

OOM2	Out of Multiframe (Stage 2)
LOM	Loss of Multiframe
SQM	Loss of Sequence

Selects the Virtual Concatenation alarm to inject.

:SOURCE:DATA:TELEcom:SONet:ALARm:VCAT?

Returns: <discrete>

:SOURCE:DATA:TELEcom:SONet:ALARm:VCAT:MODE <discrete>

<discrete> =	FG	Alarm added to foreground member only
	ALL	Alarm added to all VCAT members

Select which VCAT member(s) to alarm.

:SOURCE:DATA:TELEcom:SONet:ALARm:VCAT:MODE?

Returns: <discrete>

:SOURCE:DATA:TELEcom:ALARm <boolean>

<boolean> =	0 or OFF
	1 or ON

Enables and disables Alarm Generation.

:SOURCE:DATA:TELEcom:ALARm?

Returns: <boolean>

SOURce subsystem - Pointer Adjust Test Functions

:SOURce:DATA:TELEcom:SONet:POINter:TRANsmitted?

Returns: <numeric>

Returns the actual pointer value being transmitted.

:SOURce:DATA:TELEcom:SONet:POINter <discrete>

<discrete> =	BURSt	Pointer Burst
	NPOinter	New Pointer Value
	OFFSet	Pointer Offset

Selects the Pointer Test Function.

:SOURce:DATA:TELEcom:SONet:POINter?

Returns: <discrete>

:SOURce:DATA:TELEcom:SONet:POINter:TYPE <discrete>

<discrete> =	SPE	SPE Pointer
	VT	VT Pointer

Selects the Pointer Type.

:SOURce:DATA:TELEcom:SONet:POINter:TYPE?

Returns: <discrete>

:SOURce:DATA:TELEcom:SONet:POINter:BURSt:ACTion

Forces the pointer value to change according to the burst size and direction set using the following commands

:SOURce:DATA:TELEcom:SONet:POINter:BURSt:DIRection <discrete> and

:SOURce:DATA:TELEcom:SONet:POINter:BURSt:SIZE <numeric>.

To use this function the command `:SOURCE:DATA:TELEcom:SONet:POINter <discrete>` should be set to BURSt.

There is no corresponding query.

:SOURCE:DATA:TELEcom:SONet:POINter:BURSt:DIRection <discrete>

<code><discrete> = INCRement</code>	Increment Pointer Value
<code> DECRement</code>	Decrement Pointer Value
<code> ALTErnate</code>	Burst placed in opposite direction to last burst

Selects the Pointer Burst Direction.

:SOURCE:DATA:TELEcom:SONet:POINter:BURSt:DIRection?

Returns: `<discrete>`

:SOURCE:DATA:TELEcom:SONet:POINter:BURSt:SIZE <numeric>

`<numeric> = 1 to 10`

Selects the Pointer Burst Size.

:SOURCE:DATA:TELEcom:SONet:POINter:BURSt:SIZE?

Returns: `<numeric>`

:SOURCE:DATA:TELEcom:SONet:POINter:NEW:ACTion

Forces the pointer value to adopt the New Pointer value and new flag status, set using the following commands

`:SOURCE:DATA:TELEcom:SONet:POINter:NEW:VALue <numeric>` and
`:SOURCE:DATA:TELEcom:SONet:POINter:NEW:FLAG <discrete>`.

To use this function the command `:SOURCE:DATA:TELEcom:SONet:POINter <discrete>` should be set to NEW.

:SOURCE:DATA:TELEcom:SONet:POINter:NEW:VALue <numeric>

<numeric> = 0 to 782

Selects the New Pointer Value.

:SOURCE:DATA:TELEcom:SONet:POINter:NEW:VALue?

Returns: <numeric>

:SOURCE:DATA:TELEcom:SONet:POINter:NEW:FLAG <discrete>

<discrete> =	NNDF	No New Data Flag
	NDF	New Data Flag

Selects whether a New Pointer Data Flag is generated.

:SOURCE:DATA:TELEcom:SONet:POINter:NEW:FLAG?

Returns: <discrete>

:SOURCE:DATA:TELEcom:SONet:POINter:OFFSet:ACTion <boolean>

<boolean> =	0 or OFF
	1 or ON

Enables and Disables the Pointer Offset Test Function. The type of Offset and offset rate are set using the following commands:

:SOURCE:DATA:TELEcom:SONet:POINter:OFFSet <discrete> and
:SOURCE:DATA:TELEcom:SONet:POINter:OFFSe:RATE <numeric>

To use this function the command **:SOURCE:DATA:TELEcom:SONet:POINter <discrete>** should be set to OFFSet and **:SOURCE:CLOCK:SONet:FOFFset <boolean>** should be set to OFF.

:SOURCE:DATA:TELEcom:SONet:POINter:OFFSet:ACTion?

Returns: <boolean>

:SOURCE:DATA:TELEcom:SONet:POINter:OFFSet <discrete>

<discrete> =	SIGNAL	Signal offset
	PAYLoad	Payload Offset

Selects the Pointer Offset Type.

:SOURCE:DATA:TELEcom:SONet:POINter:OFFSet?

Returns: <discrete>

:SOURCE:DATA:TELEcom:SONet:POINter:OFFSet:RATE <numeric>

<numeric> =	-100.0 to +100.0	parts per million
-------------	------------------	-------------------

Selects the Pointer Offset Rate.

:SOURCE:DATA:TELEcom:SONet:POINter:OFFSet:RATE?

Returns: <numeric>

SOURce Subsystem - VCat Delay Test Function

The following commands are used to configure the VCat Delay test function.

:SOURce:DATA:TELEcom:SONet:VCAT:DELay:CHANnel:ABSolute
<numeric>, <numeric>

<numeric> = Channel Number 1..192

<numeric> = Absolute Delay

Sets the delay for the specified channel.

:SOURce:DATA:TELEcom:SONet:VCAT:DELay:CHANnel:ABSolute?
<numeric>

<numeric> = Channel Number 1..192

Returns: <numeric>

:SOURce:DATA:TELEcom:SONet:VCAT:DELay:CHANnel:DIFFerential?
<numeric>

<numeric> = Channel Number 1..192

Queries the actual delay on the specified channel.

:SOURce:DATA:TELEcom:SONet:VCAT:DELay:CHANnel:ADJustment
<numeric>, <boolean>

<numeric> = Channel Number 1..192

<boolean> = 0 or OFF

1 or On

Selects a channel for pointer adjustments. Decremental and incremental adjustments only occur when the channel is selected for delay AND adjustment.

:SOURCE:DATA:TELEcom:SONet:VCAT:DELay:CHANnel:ADJustment?
<numeric>

<numeric> = Channel Number 1..192

Returns: <boolean>

:SOURCE:DATA:TELEcom:SONet:VCAT:DELay <boolean>

<boolean> = 0 or OFF
 1 or On

Top level control for the VCat Delay test function.

:SOURCE:DATA:TELEcom:SONet:VCAT:DELay?

Returns: <boolean>

:SOURCE:DATA:TELEcom:SONet:VCAT:DELay:ADJustment <discrete>

<discrete> =	DECREment	Selects decremental adjustments
	INCREment	Selects incremental adjustments

Selects whether to decrement or increment pointers in channels selected for pointer adjustment.

:SOURCE:DATA:TELEcom:SONet:VCAT:DELay:ADJustment?

Returns: <discrete>

:SOURCE:DATA:TELEcom:SONet:VCAT:DELay:ADJustment:ACTion

Injects a pointer decrement or increment into channels selected for pointer adjustments.

SOURce subsystem - APS Messages

:SOURce:DATA:TELEcom:SONet:APSMessages:TOPology <discrete>

<discrete> =	ASRX	As Received (Thru mode only)
	LINear	Linear protection
	RING	Ring protection

Selects the type of protection topology.

ASRX is only applicable when thru mode is enabled.

:SOURce:DATA:TELEcom:SONet:APSMessages:TOPology?

Returns: <discrete>

:SOURce:DATA:TELEcom:SONet:APSMessages:TOPology:TYPE <discrete>

<discrete> =	PASSive	Passive
	AUNidir	Active unidirectional
	ABIDir	Active bidirectional

Selects the behaviour of the transmitted K1K2 bytes as being passive or active (unidirectional or bidirectional).

:SOURce:DATA:TELEcom:SONet:APSMessages:TOPology:TYPE?

Returns: <discrete>

:SOURce:DATA:TELEcom:SONet:APSMessages:REQuest <discrete>

<discrete> =	NREQuest	No Request (0000)
	DNRevert	Do Not Revert (0001)
	RREQuest	Reverse Request (0010)
	THRee	Not Used (0011)

EXERcise	Exercise (0100)
FIVE	Not Used (0101)
LWTRestore	Wait To Restore (0110)
SEVen	Not Used (0111)
MSWitch	Manual Switch (1000)
NINE	Not Used (1001)
SDLPriority	Signal Degrade Low Priority (1010)
SDHPriority	Signal Degrade High Priority (1011)
SFLPriority	Signal Fail Low Priority (1100)
SFHPriority	Signal Fail High Priority (1101)
FSWitch	Forced Switch (1110)
LOPRotectioN	Lockout Of Protection (1111)

Selects the transmitter SONET APS message to be transmitted (K1 Byte, Bits 1 to 4).

Only valid if :SOURCE:DATA:TELEcom:SONet:APSMessages:TOPology <discrete> is set to LIN.

SONetPriority and SFHPriority are only valid when :SOURCE:DATA:TELEcom:SONet:APSMessages:ARCHitecture <discrete> is set to OTN.

:SOURCE:DATA:TELEcom:SONet:APSMessages:REQuest?

Returns: <discrete>

:SOURCE:DATA:TELEcom:SONet:APSMessages:CHANnel <numeric>

<numeric> = 0	NULL Channel
1	Working Channel 1

6 SONET Command Reference

2	Working Channel 2
3	Working Channel 3
4	Working Channel 4
5	Working Channel 5
6	Working Channel 6
7	Working Channel 7
8	Working Channel 8
9	Working Channel 9
10	Working Channel 10
11	Working Channel 11
12	Working Channel 12
13	Working Channel 13
14	Working Channel 14
15	Extra Traffic Channel

Selects the transmitter SONET APS message channel (K1 Byte, Bits 5 to 8).

Only valid if `:SOURCE:DATA:TELEcom:SONet:APSMessages:TOPology <discrete>` is set to LIN.

Working Channels 1 to 14 are only valid if `:SOURCE:DATA:TELEcom:SONet:APSMessages:ARCHitecture <discrete>` is set to OTN.

`:SOURCE:DATA:TELEcom:SONet:APSMessages:CHANnel?`

Returns: <numeric>

`:SOURCE:DATA:TELEcom:SONet:APSMessages:BRIDge <numeric>`

<numeric> = 0 to 15

Selects the SONET transmitter Linear APS message bridged channel (K2 Byte, Bits 1 to 4).

Only valid if `:SOURCE:DATA:TELEcom:SONet:APSMessages:TOPology <discrete>`

is set to LIN.

:SOURCE:DATA:TELEcom:SONet:APSMessages:BRIDGE?

Returns: <numeric>

:SOURCE:DATA:TELEcom:SONet:APSMessages:ARCHitecture <discrete>

<discrete> =	OTONe	1+1
	OTN	1:N

Selects the SONET transmitter Linear APS architecture (K2 Byte, Bit 5).

Only valid if :SOURCE:DATA:TELEcom:SONet:APSMessages:TOPology <discrete> is set to LIN.

:SOURCE:DATA:TELEcom:SONet:APSMessages:ARCHitecture?

Returns: <discrete>

:SOURCE:DATA:TELEcom:SONet:APSMessages:REServed <numeric>

<numeric> =	0	000
	1	001
	2	010
	3	011
	4	100
	5	101

Selects the SONET transmitter Linear APS messages reserved bits (K2 Byte, Bits 6 to 8) in numeric form.

Only valid if :SOURCE:DATA:TELEcom:SONet:APSMessages:TOPology <discrete> is set to LIN.

:SOURCE:DATA:TELEcom:SONet:APSMessages:REServed?

Returns: <numeric>

:SOURCE:DATA:TELEcom:SONet:APSMessages:RCODE <discrete>

<discrete> =	NREQuest	No Request (0000)
	RRRing	Reverse Request - Ring (0001)
	RRSPan	Reverse Request - Stan (0010)
	ERINg	Exerciser - Ring (0011)
	ESPan	Exerciser - Stan (0100)
	RWTRestore	Wait to Restore (0101)
	MSRing	Manual Switch - Ring (0110)
	MSSPan	Manual Switch - Span (0111)
	SDRing	Signal Degrade - Ring (1000)
	SDSPan	Signal Degrade - Span (1001)
	SDPProtection	Signal Degrade - Protection (1010)
	SFRing	Signal Fail - Ring (1011)
	SFSPan	Signal Fail - Stan (1100)
	FSRing	Forced Switch Ring (1101)
	FSSPan	Forced Switch - Stan(1110)
	LOPProtection	Lockout Of Protection (1111)

Selects the transmitter Ring APS message to be transmitted (K1 Byte, Bits 1 to 4).

Only valid :SOURCE:DATA:TELEcom:SONet:APSMessages:TOPology <discrete> is set to RING.

:SOURCE:DATA:TELEcom:SONet:APSMessages:RCODE?

Returns: <discrete>

:SOURCE:DATA:TELEcom:SONet:APSMessages:DNODE <numeric>

<numeric> = 0 to 15

Selects the SONET transmitter Ring APS message destination node (K1 Byte, Bits 5 to 8).

Only valid if :SOURCE:DATA:TELEcom:SONet:APSMessages:TOPology <discrete> is set to RING.

:SOURCE:DATA:TELEcom:SONet:APSMessages:DNODE?

Returns: <numeric>

:SOURCE:DATA:TELEcom:SONet:APSMessages:SNODE <numeric>

<numeric> = 0 to 15

Selects the SONET transmitter Ring APS message source node (K2 Byte, Bits 1 to 4).

Only valid if :SOURCE:DATA:TELEcom:SONet:APSMessages:TOPology <discrete> is set to RING.

:SOURCE:DATA:TELEcom:SONet:APSMessages:SNODE?

Returns: <numeric>

:SOURCE:DATA:TELEcom:SONet:APSMessages:PCODE <discrete>

<discrete> =	SHORT	Short path
	LONG	Long path

Selects the SONET transmitter Ring APS message path type (K2 bit 5).

Only valid if :SOURCE:DATA:TELEcom:SONet:APSMessages:TOPology <discrete> is set to RING.

:SOURCE:DATA:TELEcom:SONet:APSMessages:PCODE?

Returns: <discrete>

:SOURCE:DATA:TELEcom:SONet:APSMessages:SCODE <numeric>

<numeric> =	0	Idle (000)
	1	Bridged (001)
	2	Bridged & Switched (010)
	3	011
	4	100
	5	101

Selects the SONET transmitter Ring APS messages status code (K2 Byte, Bits 6 to 8).

Only valid :SOURCE:DATA:TELEcom:SONet:APSMessages:TOPology <discrete> is set to RING.

:SOURCE:DATA:TELEcom:SONet:APSMessages:SCODE?

Returns: <numeric>

:SOURCE:DATA:TELEcom:SONet:APSMessages:DOWNload

STart transmission of the SONET transmitter APS message.

SOURce subsystem - DCC Insertion

:SOURce:DATA:TELEcom:SONet:IDCC <discrete>

<discrete> =	NONE	Turns both Off
	RDCC	Section DCC
	MDCC	Line DCC

Selects the Data Communication Channel Insert port for DCC Test functions.

:SOURce:DATA:TELEcom:SONet:IDCC?

Returns: <discrete>

INPut subsystem

:INPut:TELEcom:SONet:PAYLoad:LOCation <discrete>

<discrete> = INTernal
 EXTernal

This command selects the SONET drop payload location.

:INPut:TELEcom:SONet:PAYLoad:LOCation?

Returns: <discrete>

:INPut:TELEcom:SONet:PAYLoad:CODE <discrete>

<discrete> =	CMI	140Mb/s only
	B3ZS	DS3
	HDB3	34Mb/s, 8Mb/s, 2Mb/s
	B8ZS	DS1
	AMI	DS1

Selects the insert interface line code for the SONET payload.

:INPut:TELEcom:SONet:PAYLoad:CODE?

Returns: <discrete>

SENSe subsystem - Receiver Settings

:SENSe:DATA:TELEcom:SONet:RATE <discrete>

<discrete> =	OC192	10Gb/s
	OC48	2.5Gb/s
	OC12	622Mb/s
	OC3	155Mb/s optical
	STS3	155Mb/s electrical
	OC1	52Mb/s optical
	STS1	52Mb/s electrical

Controls the characteristics of the instrument's input ports.

Sets the output rate for the instrument input port.

:SENSe:DATA:TELEcom:SONet:RATE?

Returns: <discrete>

Mapping Settings

:SENSe:DATA:TELEcom:SONet:STS3 <numeric>

<numeric> = 1 to 64 STS-3 Number under test

Selects the STS-3 number under test. Only valid if
:SENSe:DATA:TELEcom:SONet:RATE is set a rate higher than STS3.

:SENSe:DATA:TELEcom:SONet:STS3?

Returns: <numeric>

SPE Layer Selection

:SENSe:DATA:TELEcom:SONet:SPE:TYPE <discrete>

6 SONET Command Reference

<discrete> = STS1
STS3C
STS6C
STS9C
STS12C
STS24C
STS48C
STS192C

Set the SPE Mapping into an STS-N frame.

:SENSe:DATA:TELEcom:SONet:SPE:TYPE?

Returns: <discrete>

:SENSe:DATA:TELEcom:SONet:STS3 <numeric>

<numeric> = 1 to 64 STS-3 Number under test

Selects the STS-3 number under test. Only valid if
:SENSe:DATA:TELEcom:SONet:RATE is set a rate higher than STS3.

:SENSe:DATA:TELEcom:SONet:STS3?

Returns: <numeric>

:SENSe:DATA:TELEcom:SONet:STS1 <numeric>

<numeric> = 1 to 3 STS1 Number

Selects the SONET Receiver active STS-1 within the STS-3.

:SENSe:DATA:TELEcom:SONet:STS1?

Returns: <numeric>

Mixed Mapping Settings

:SENSe:DATA:TELEcom:SONet:SPE:MIXed:FOReground <numeric>

<numeric> = Channel Number 1..192

Sets the foreground channel to Channel Number

:SENSe:DATA:TELEcom:SONet:SPE:MIXed:FOReground?

Returns: <numeric>

Virtual Concatenation Setup

:SENSe:DATA:TELEcom:SONet:VCAT <discrete>

<discrete> = ON
OFF

Enable or disable VCAT

:SENSe:DATA:TELEcom:SONet:VCAT?

Returns: <discrete>

:SENSe:DATA:TELEcom:SONet:VCAT:CHGRoup <discrete>

<discrete> = ON
OFF

Enable or disable the SQI correctness check.

:SENSe:DATA:TELEcom:SONet:VCAT:CHGRoup?

Returns: <discrete>

:SENSe:DATA:TELEcom:SONet:VCAT:ADD <numeric>

<numeric> = Channel Number 1..192

Adds the mapping at the given channel number to the VCAT group

For High Order (STS1) the Channel Number is calculated using the following formula:

$(STS-3\#-1)*3 + STS-1\#$

For Low Order (VT2 or VT15) the Channel Number is simply the GUI position of the selected channel (counting from left to right).

:SENSe:DATA:TELecom:SONet:VCAT:REMOve <numeric>

<numeric> = Channel Number 1..192

Removes the mapping at the given channel number from the VCAT group

:SENSe:DATA:TELecom:SONet:VCAT:MEMBer? <numeric>

<numeric> = Channel Number 0..192

Indicates if the mapping at the given channel number is a member of the VCAT group

:SENSe:DATA:TELecom:SONet:VCAT:SQI <numeric>, <numeric>

<numeric> = Channel Number 1..192

<numeric> = SQI Number

Sets the SQI number for the VCAT group member with the given Channel Number

:SENSe:DATA:TELecom:SONet:VCAT:SQI? <numeric>

<numeric> = Channel Number 1..192

Returns: <numeric>

:SENSe:DATA:TELecom:SONet:VCAT:CLEar

Removes all members of the VCAT group except for the currently selected foreground channel

:SENSe:DATA:TELEcom:SONet:VCAT:DISCover

Recovers the VCAT group structure

VT Layer Selection

:SENSe:DATA:TELEcom:SONet:VT:TYPE <discrete>

<discrete> = NONE
 VT2
 VT15

Selects the VT mapping for the receiver.

:SENSe:DATA:TELEcom:SONet:VT:TYPE?

Returns: <discrete>

Payload Layer Selection

:SENSe:DATA:TELEcom:SONet:PAYLoad <discrete>

<discrete> =	BULK	Bulk Filled
	M140	140 Mb/s
	M34	34 Mb/s
	ASM2	Asynchronous 2Mb/s
	FLM2	2Mb/s floating Byte
	ASDS1	Asynchronous DS1
	FLDS1	DS1 Floating Byte
	DS3	DS3
	GFPLaps	GFP/LAPS

Selects the Receiver SONET payload for single payload cases.

:SENSe:DATA:TELEcom:SONet:PAYLoad?

Returns: <discrete>

:SENSe:DATA:TELEcom:SONet:PRIMary:TS0 <boolean>

<boolean> =	0 or OFF	Data in TS0
	1 or ON	Signalling in TS0

Determines the content of TS0 as either Data or Signalling.

:SENSe:DATA:TELEcom:SONet:PRIMary:TS0?

Returns: <boolean>

VT Group

:SENSe:DATA:TELEcom:SONet:VTGRoup <numeric>

<numeric> = 1 to 7

Selects the SONET Receiver active VT Group within the selected STS-1.

:SENSe:DATA:TELEcom:SONet:VTGRoup?

Returns: <numeric>

:SENSe:DATA:TELEcom:SONet:VT <numeric>

<numeric> =	1 to 3	tributary number for VT-2
	1 to 4	tributary number for VT-1.5

Selects the SONET Receiver active VT within the selected VT Group.

:SENSe:DATA:TELEcom:SONet:VT?

Returns: <numeric>

SENSe subsystem - Receiver Overhead Monitor

:SENSe:DATA:TELEcom:SONet:OVERhead:CHANnel <numeric>

<numeric> = 1 to 64 STS3 number

Selects the channel from which the overhead bytes will be captured.

:SENSe:DATA:TELEcom:SONet:OVERhead:CHANnel?

Returns: <numeric>

:SENSe:DATA:TELEcom:SONet:DDCC <discrete>

<discrete> =	NONE	Turns both Off
	RDCC	Section DCC
	MDCC	Line Section DCC

Selects the Data Communications channel to be dropped via the DROP port, for DCC tests.

:SENSe:DATA:TELEcom:SONet:DDCC?

Returns: <discrete>

Trace Identifier Mismatch Commands

:SENSe:DATA:TELEcom:SONet:OVERhead:J0:TIM <boolean>

<boolean> =	0 or OFF	TIM-S alarm is disabled
	1 or On	TIM-S alarm is enabled

Specifies whether to monitor the J0 byte for the TIM-S alarm. This is determined by comparing the incoming J0 trace message with the expected message configured by the commands detailed below.

:SENSe:DATA:TELEcom:SONet:OVERhead:J0:TIM?

Returns: <boolean>

:SENSe:DATA:TELEcom:SONet:OVERhead:J0:TIM:PATtern <discrete>

<discrete> =	B16Crc	16 Byte Sequence (with CRC)
	B64	64 Byte Sequence

Sets the type of pattern that is expected in the J0 byte of the STM regenerator section overhead.

:SENSe:DATA:TELEcom:SONet:OVERhead:J0:TIM:PATtern?

Returns: <discrete>

:SENSe:DATA:TELEcom:SONet:OVERhead:J0:TIM:PATtern:B16Crc <string>

<string> =

Sets the 16-byte sequence of the expected J0 byte of the regenerator section overhead.

If the string is not 15 characters long the instrument will either append NULLS or truncate the string to make it 15 characters long.

:SENSe:DATA:TELEcom:SONet:OVERhead:J0:TIM:PATtern:B16Crc?

Returns: <string>

:SENSe:DATA:TELEcom:SONet:OVERhead:J0:TIM:PATtern:B64 <string>

<string> =

Sets the 64-byte sequence of the expected J0 byte of the regenerator section overhead.

If the string is not 64 characters long the instrument will either append NULLS or truncate the string and terminate with a CR/LF to make it 64 characters long.

:SENSe:DATA:TELEcom:SONet:OVERhead:J0:TIM:PATtern:B64?

Returns: <string>

:SENSe:DATA:TELEcom:SONet:POVerhead:J1:TIM <boolean>

<boolean> =	0 or OFF	TIM-P alarm is disabled
	1 or On	TIM-P alarm is enabled

Specifies whether to monitor the J1 byte for the TIM-P alarm. This is determined by comparing the incoming J1 trace message with the expected message configured by the commands detailed below.

:SENSe:DATA:TELEcom:SONet:POVerhead:J1:TIM?

Returns: <boolean>

:SENSe:DATA:TELEcom:SONet:POVerhead:J1:TIM:PATtern <discrete>

<discrete> =	B16Crc	16 Byte Sequence (with CRC)
	B64	64 Byte Sequence

Sets the type of pattern that is expected in the J1 byte of the STM path overhead.

:SENSe:DATA:TELEcom:SONet:POVerhead:J1:TIM:PATtern?

Returns: <discrete>

**:SENSe:DATA:TELEcom:SONet:POVerhead:J1:TIM:PATtern:B16Crc
<string>**

<string> =

Sets the 16-byte sequence of the expected J1 byte of the path overhead. The command parameter is a 15 character long string. The instrument automatically appends an E.164 CRC character to make up a 16 character sequence.

If the string is not 15 characters long the instrument will either append NULLS or truncate the string to make it 15 characters long.

:SENSe:DATA:TELEcom:SONet:POVerhead:J1:TIM:PATtern:B16Cre?

Returns: <string>

:SENSe:DATA:TELEcom:SONet:POVerhead:J1:TIM:PATtern:B64 <string>

<string> =

Sets the 64-byte sequence of the expected J1 byte of the path overhead.

If the string is not 64 characters long the instrument will either append NULLS or truncate the string and terminate with a CR/LF to make it 64 characters long.

:SENSe:DATA:TELEcom:SONet:POVerhead:J1:TIM:PATtern:B64?

Returns: <string>

SENSe subsystem - Data Capture Commands

The following commands are used to configure data capture for SONET. General commands for data capture are found in the Common Commands chapter.

**:SENSe:DATA:TELEcom:DCAPture:TRIGger:ERRor:SONet:TRANsport
<discrete>**

<discrete> =	FRAME	A1A2 Error
	CVS	CVS Error
	CVL	CVL Error
	REIL	REI-L Error

Selects SONET Transport Overhead error for triggering data capture.

:SENSe:DATA:TELEcom:DCAPture:TRIGger:ERRor:SONet:TRANsport?

Returns: <discrete>

:SENSe:DATA:TELEcom:DCAPture:TRIGger:ERRor:SONet:PATH <discrete>

<discrete> =	CVP	CVP
	REIP	REI-P Error

Selects SONET Path Overhead error for triggering data capture.

:SENSe:DATA:TELEcom:DCAPture:TRIGger:ERRor:SONet:PATH?

Returns: <discrete>

**:SENSe:DATA:TELEcom:DCAPture:TRIGger:ALARm:SONet:TRANsport
<discrete>**

<discrete> =	LOF	Loss of Frame
	SEF	Severely Errored Frame
	AISL	AIS-L

RDIL	RDI-L
PTAD	Pointer Activity
K1K2	K1K2 Change

Selects SONET alarm for triggering Transport Overhead data capture.

:SENSe:DATA:TELecom:DCAPture:TRIGger:ALARm:SONet:TRANsport?

Returns: <discrete>

**:SENSe:DATA:TELecom:DCAPture:TRIGger:ALARm:SONet:PATH
<discrete>**

<discrete> =	RDIP	RDI-P
	PUNequipped	UNEQ-P

Selects SONET alarm for triggering Path Overhead data capture.

:SENSe:DATA:TELecom:DCAPture:TRIGger:ALARm:SONet:PATH?

Returns: <discrete>

SENSe subsystem - Receiver SONET Overhead Sequence Capture Commands

:SENSe:DATA:TELEcom:SONet:OCApture:STS1 <numeric>

<numeric> = 1 to 3 STS-1 number

Selects the STS-1 Channel from which the overhead sequence will be captured.

:SENSe:DATA:TELEcom:SONet:OCApture:STS1?

Returns: <numeric>

:SENSe:DATA:TELEcom:SONet:OCApture:STS3:SElect <numeric>

<numeric> = 1 to 64 STS-3 number

Selects the STS-3 Channel from which the overhead sequence will be captured.

:SENSe:DATA:TELEcom:SONet:OCApture:STS3:SElect?

Returns: <numeric>

:SENSe:DATA:TELEcom:SONet:OCApture:OHBYte <discrete>

<discrete> = A1A2 | BNDA1A2 | E1 | F1 | D1D3 | K1K2 | H1 |
 D4D12 | S1 | M0 | M1 | J1 | E2 | C2 | G1 | F2 | H4 |
 F3 | K3 | N1 | H1H2 | H3
 Xrc

Selects the overhead channel to be captured.

A byte/channel may also be selected by using an 'Xrc' notation where 'r' specifies the row of the required byte and 'c' specifies the column.

For example, specifying 'X24' will select the 4th byte on the 2nd row of the specified STS-3 structure.

:SENSe:DATA:TELEcom:SONet:OCAPture:OHBYte?

Returns: <discrete>

:SENSe:DATA:TELEcom:SONet:OCAPture:TRIGger:SELECTION <discrete>

<discrete> =	MANual	Manual Trigger
	PRE	Pre-Capture Trigger
	CENTERed	Centered-Capture Trigger
	POST	Post-Capture Trigger

Selects the type of trigger for Overhead Capture.

When MANual trigger is selected, capture is started using the :SENSe:DATA:TELEcom:SONet:OCAPture command. PRE-trigger capture will capture up to 255 elements before the trigger pattern. CENTERed capture captures elements either side of the trigger pattern. POST capture captures up to 255 elements after the trigger pattern.

:SENSe:DATA:TELEcom:SONet:OCAPture:TRIGger:SELECTION?

Returns: <discrete>

:SENSe:DATA:TELEcom:SONet:OCAPture:TRIGger:POLarity <discrete>

<discrete> =	ON	Triggers when capture data MATCHES trigger pattern
	ONNot	Triggers when capture data DOES NOT MATCH trigger pattern

Selects whether the trigger will start capture on data matching the trigger pattern or not matching the trigger pattern.

:SENSe:DATA:TELEcom:SONet:OCAPture:TRIGger:POLarity?

Returns: <discrete>

:SENSe:DATA:TELEcom:SONet:OCAPture:TRIGger:PATtern <string>

<string> = See Below

Sets the overhead capture trigger pattern as a string of hexadecimal digits. The number of hexadecimal characters is dependent on the overhead channel selected by :SENSe:DATA:TELEcom:SDH:OCAPture:OHBYte <discrete>.

Two hexadecimal characters are required per byte, for example:
TCMACT - 1 byte "00" to "FF"
FAS - 6 bytes "000000000000" to "FFFFFFFFFFFF"

:SENSe:DATA:TELEcom:SONet:OCAPture:TRIGger:PATtern?

Returns: <string>

:SENSe:DATA:TELEcom:SONet:OCAPture:TRIGger:MASK <string>

<string> = See Below

Sets the mask for the overhead capture trigger as a string of hexadecimal characters. Allows certain bits of the trigger pattern to be masked. The number of hexadecimal characters is dependent on the overhead channel selected by :SENSe:DATA:TELEcom:SDH:OCAPture:OHBYte <discrete>.

:SENSe:DATA:TELEcom:SONet:OCAPture:TRIGger:MASK?

Returns: <string>

:SENSe:DATA:TELEcom:SONet:OCAPture <discrete>

<discrete> =	STOP	Stop current current
	START	Start new capture

Stops or starts overhead sequence capture.

:SENSe:DATA:TELEcom:SONet:OCAPture?

Returns: <discrete>

SENSe Subsystem - Signal Wizard SONET Frame Layer

The following commands will only be relevant when a valid SONET frame or a valid SONET payload in an OTN frame has been detected on the selected input port.

:SENSe:DATA:TELecom:SIGWizard:SONet:RATE?

Returns: <string> Eg. "OC-192"

Returns the line rate of the detected signal

:SENSe:DATA? "SIGWizard:SONet:AIS"

Returns: <discrete>= OK | ERR | HIST | TRAN | UNK

Returns the state of the AIS alarm.

:SENSe:DATA? "SIGWizard:SONet:CVS"

Returns: <discrete>= OK | ERR | HIST | TRAN | UNK

Returns the state of the CV-S error indicator.

:SENSe:DATA? "SIGWizard:SONet:CVL"

Returns: <discrete>= OK | ERR | HIST | TRAN | UNK

Returns the state of the CV-L error indicator.

:SENSe:DATA? "SIGWizard:SONet:RDI"

Returns: <discrete>= OK | ERR | HIST | TRAN | UNK

Returns the state of the RDI alarm.

:SENSe:DATA? "SIGWizard:SONet:REI"

Returns: <discrete>= OK | ERR | HIST | TRAN | UNK

Returns the state of the REI alarm.

STS - STS Layer

The following commands will only return valid values in a valid SONET signal carrying supported mappings has been detected on the selected port.

In the STD level STS channels are referred to in two ways:

1. The standard STS-3, STS-1 etc...
2. A logical offset from the start of the frame (in STS-1 equivalents). This is counted in slices so we have all the STS-1#1s as 0 64 (for OC-192), followed by the STS- 1#2s as 65+.

The two approaches to channel selection are fully interchangeable.

:FETCh:ARRAy:TELEcom:SIGWizArD:STS:OVERview?

Returns: <block data>

4 numeric values for each channel:

Channel Start

Size (STS-1s)

State (0 = Ok, 1 = Error, 2 = Historical Error, 3 = AIS, 4 = Illegal, 5 = Unequipped, 6 = Transient)

1 = Has TU substructure

:FETCh:ARRAy:TELEcom:SIGWizArD:STS:FAULts?

Returns: <block data>

An array of the Channel Start values of all channels that are not in OK state.

:SENSE:DATA:TELEcom:SIGWizArD:STS:STS3 <numeric>

<numeric> = 1-64

Sets the STS-3 that all following commands will focus on.

:SENSE:DATA:TELEcom:SIGWizard:STS:STS3?

Returns: <numeric>

:SENSE:DATA:TELEcom:SIGWizard:STS:STS1 <numeric>

<numeric> = 1-3

Sets the AUG-3 that all following commands will focus on.

:SENSE:DATA:TELEcom:SIGWizard:STS:STS1?

Returns: <numeric>

:SENSE:DATA:TELEcom:SIGWizard:STS:CHANnel <numeric>

<numeric> = 1-192

Sets the start of the channel the following commands will focus on.

All following commands act on the currently selected channel.

:SENSE:DATA:TELEcom:SIGWizard:STS:START?

Returns: <Numeric>

Returns the start of the currently selected channel.

:SENSE:DATA:TELEcom:SIGWizard:STS:SIZE?

Returns: <Numeric>

Returns the size (in AU-3 equivalents) of the currently selected channel.

STS - STS Layer [SENSE:DATA?]

:SENSE:DATA? "SIGWizard:STS:STATE"

Returns: <discrete>= OK | ERR | HIST | AIS | ILLegal | UNEQ

| TRANS

:SENSE:DATA? ":SIGWizard:STS:AIS"

Returns: <discrete>= OK | ERR | HIST | TRAN | UNK

Returns the state of the AIS alarm.

:SENSE:DATA? "SIGWizard:STS:LOP"

Returns: <discrete>= OK | ERR | HIST | TRAN | UNK

Returns the state of the LOP alarm.

:SENSE:DATA? ":SIGWizard:STS:CVP"

Returns: <discrete>= OK | ERR | HIST | TRAN | UNK

Returns the state of the CV-P error indicator.

:SENSE:DATA? "SIGWizard:STS:REI"

Returns: <discrete>= OK | ERR | HIST | TRAN | UNK

Returns the state of the REI alarm.

:SENSE:DATA? "SIGWizard:STS:RDI"

Returns: <discrete>= OK | ERR | HIST | TRAN | UNK

Returns the state of the RDI alarm.

:FETCh:SCALAr:DATA:TELEcom:SIGWizard:STS:C2?

Returns: <numeric>

Returns the value of the C2 byte.

:FETCh:STRing:DATA:TELEcom:SIGWizard:STS:TRACe:LIST?

Returns: <string>

6 SONET Command Reference

Returns the J1 Trace Message.

:FETCh:STRing:DATA:TELEcom:SIGWizard:STS:TRACe:SEARch? <string>

<string> = Search String

Returns: <block data> Numerics

Returns an array of all the channel start positions for all J1 Trace messages containing the search string.

SENSE subsystem - Result Returning Commands

SONET Error Results

:SENSE:DATA? <string>

<string> = "<Return Type>:SONet:LSECond:<error>" for last second results

<string> = "<Return Type>:SONet:<error>" for total results

<Return Type> is one of the following

ECount	For returning Error Counts
ERATio	For returning Error Ratios

<error> is one of the following

FRAMe	Frame error count
CVS	Section B1 BIP error count
CVL	Line B2 BIP error count
REIL	REI-L error count
CVP	Path B3 BIP error count
REIP	REI-P error count
CVIec	CV-IEC error count
TRIB:CVV	VT Path BIP errr count
TRIB:REIV	VT FEBE error count

Returns: <numeric>

SONET Analysis Results

:SENSE:DATA? <string>

<string> = "<Result type>:SONet:<Path Type>:<Type>"

		<Type> =		
<Result type> =		G828	G826	M2101 M21011
ESECONDS	Error Seconds	X	X	X
SESeconds	Severely Er-	X	X	X

6 SONET Command Reference

	rored Sec- onds			
SEPeriod	Severely Er- rored Period	X		
EBCount	Errored block count	X	X	
BBECount	Background block error count	X	X	X
ESRatio	Error Second Ratio	X	X	
SESRatio	Severely Er- rored Second Ratio	X	X	
SEPI	Severely Er- rored Period Intensity	X		
BBERatio	Background Block Error ratio	X	X	
UASeconds	Unavailable seconds	X	X	X
PUASeconds	Path Unavail- able seconds	X	X	X

<Path type> =

CVS
CVL

RSOH B1 block errors
MSOH B2 block errors

REIL	MSOH REI block errors
CVP	HO Path B3 block errors
REIP	HO Path REI block errors
CVV	Low path BIP
REIV	LP-REI
BIT	Bit errors (Out Of Service)

Returns: <numeric>

SONET Pointer Activity Results

:SENSE:DATA? <string>

<string> = "PACTivity:SONet:<type>" where <type> is one of the following

PVALue	SPE Pointer value
NDFSeconds	SPE Pointer NDF seconds
MNDFseconds	SPE Pointer MNDF seconds
PCount	SPE Pointer +ve Adj Count
PSECONDS	SPE Pointer +ve Adj Seconds
NCount	SPE Pointer -ve Adj Count
NSECONDS	SPE Pointer -ve Adj Seconds
IOFFset	Implied SPE Offset
VT:PVALue	VT Pointer value
VT:NDFSeconds	VT Pointer NDF seconds
VT:MNDFseconds	VT Pointer MNDF seconds
VT:PCount	VT Pointer +ve Adj Count
VT:PSECONDS	VT Pointer +ve Adj Seconds
VT:NCount	VT Pointer -ve Adj Count
VT:NSECONDS	VT Pointer -ve Adj Seconds
VT:IOFFset	Implied VT Offset

Returns: <numeric>

SONET Alarm Seconds Results

:SENSE:DATA? <string>

<string> = "ASECONDS:SONet:<alarm>" where <alarm> is one of the following

LOF	Loss Of Frame
SEF	Severely Errored Frame Defect
LOPP	Loss Of Pointer (LOP-P)
TIMS	Section Trace Identifier Mismatch

AISL	(TIM-S) Line AIS (AIS-L)
AISP	Path AIS (AIS-P)
RDIL	Line FERF (RDI-L)
RDIP	Path FERF (RDI-P)
TIMP	Path Trace Identifier Mismatch (TIM-P)
K1K2	K1K2 byte change
PUNeq	Path Unequipped
AISC	concat AIS alarm
LOPC	concat LOP alarm
VT:LOPV	VT Loss of Pointer (LOP-V)
VT:AISV	VT Path AIS (AIS-V)
VT:RDIV	VT Path FERF (RDI-V)
VT:P1P0	P1P0 frame Synchronization loss
VT:OPSL	Overhead Pattern Sync Loss
PDIP	PDI-P Alarm
Enhanced RDI :	
ERDI:PAYLoad	High order path Enhanced RDI Pay- load
ERDI:SERVer	High order path Enhanced RDI Server
ERDI:CONNection	High order path Enhanced RDI Con- nection
ERDI:VT: PAYLoad	Low order path Enhanced RDI Pay- load
ERDI:VT: SERVer	Low order path Enhanced RDI Server
ERDI:VT:CONNection	Low order path Enhanced RDI Con- nection
VCat:	
VCAT:OOM1	Out of Multiframe (Stage 1)
VCAT:OOM2	Out of Multiframe (Stage 2)
VCAT:LOM	Loss of Multiframe
VCAT:SQM	Loss of Sequence

Returns: <numeric>

SONET VCAT Delay Results

:SENSe:DATA:TELEcom:SONet:VCAT:DELay:CHANnel? <numeric>

<numeric> = 1..192

Channel Number

Returns the VCAT Delay in ms for the specified channel.

FETCh subsystem

The FETCh subsystem is used to retrieve data directly accumulated by the instrument.

SONET Data Capture

:FETCh:ARRAy:DATA:TELEcom:SONet:DCAPture:DATA? <numeric>, <numeric>, <numeric>

<numeric> = Frame Index.

<numeric> = STS-3 Number (Min = 1, Max = 64)

<numeric> = STS-1 Number (Min = 1, Max = 3)

Returns: <numeric>, <numeric>,...<numeric>

Returns comma separated byte values for the specified columns of the selected STS-3. A STS-1 value of 1 will return the byte values for columns 1, 4 and 7 of the selected STS-3; a value of 2 will return the byte values for columns 2, 5 and 8 of the selected STS-3; while a value of 3 will return columns 3, 6 and 9 of the selected STS-3.

For example, if the STS-1 value is 2 for a specified STS-3, the bytes are returned as follows:

```
<col(2), row(1)>, <col(2), row(2)>, <col(2), row(3)>,...<col(2), row(9)>,
<col(5), row(1)>, <col(5), row(2)>, <col(5), row(3)>,...<col(5), row(9)>,
<col(8), row(1)>, <col(8), row(2)>, <col(8), row(3)>,...<col(8), row(9)>
```

:FETCh:ARRAy:DATA:TELEcom:SONet:DCAPture:PDATA? <numeric>

<numeric> = Frame Index.

Returns: <numeric>, <numeric>,...<numeric>

Returns the byte values of the Path Overhead from the specified frame.

:FETCh:SCALAr:DATA:TELEcom:SONet:DCAPture:DATA? <numeric>, <numeric>, <numeric>

<numeric> = Frame Index.

<numeric> = STS-3 Number (Min = 1, Max = 64)

<numeric> = STS-1 Number (Min = 1, Max = 3)

<numeric> = Transport Overhead Byte Name

Returns: <numeric>

Returns the value of a specific Transport Overhead byte within the STS-1 frame.

:FETCh:SCALAr:DATA:TELEcom:SONet:DCAPture:PDATA? <numeric>, <discrete>

<numeric> = Frame Index.

<discrete> = Path Overhead Byte Name

Returns: <numeric>

Returns the value of a specific Path Overhead byte in a captured frame.

SONET Overhead Bytes

:FETCh:ARRAy:DATA:TELEcom:SONet:OVERhead:DATA? <numeric>

<numeric> = 1 to 3 STS-1 group

Returns: <numeric>, <numeric>,.....<numeric>

The parameter identifies a set of columns within the selected STS-3. A Value of 1 selects columns 1,4 & 7, a value of 2 selects Columns 2,5 & 8, and a value of 3 selects Columns 3,6 & 9.

Returns the value of the selected section overhead as a comma seperated list of 27 integer numerical values in the range 0 to 255.

The values are arranged as shown

```
<row1 col1>,<row1 col2>,<row1 col3>... ..<row1 col9>
<row2 col1>,<row2 col2>,<row2 col3>... ..<row2 col9>
```


Value of 1 selects columns 1,4 & 7, a value of 2 selects Columns 2,5 & 8, and a value of 3 selects Columns 3,6 & 9. For the SPE-0 signal rate only 1 is valid.

The second parameter identifies the specific byte in the selected set of columns. There are two ways of specifying this byte. The first is to use standard names where these are valid. The set of valid names is shown in the table above. The second method is to use an "Xrc" notation, where r is the numerical value of the bytes row in the transport overhead and c is the numerical value of the bytes column in the transport overhead.

This method allows access to ANY byte in the selected STM-1 / Column set.

:FETCh:SCALAr:DATA:TELEcom:SONet:POVerhead:DATA? <discrete>

<discrete> = C2 | G1 | F2 | H4 | Z3 | Z4
| N1 | J1 | B3

Returns: <numeric>

Returns the value of a single named byte of the foreground high order path overhead byte.

:FETCh:SCALAr:DATA:TELEcom:SONet:VT:POVerhead:DATA? <discrete>

<discrete> = C2 | G1 | F2 | H4 | Z3 | Z4
| N1 | J1 | B3

Returns: <numeric>

Returns the value of a single named byte of the foreground low order path overhead byte.

SONET Labelled Overhead Bytes

:FETCh:SCALAr:DATA:TELEcom:SONet:OVERhead:K1?

Returns: <numeric>

Returns the value of the K1 APS signalling overhead byte.

:FETCh:SCALAr:DATA:TELEcom:SONet:OVERhead:K2?

Returns: <numeric>

Returns the value of the K2 APS signalling overhead byte.

:FETCh:SCALAr:DATA:TELEcom:SONet:OVERhead:S1?

Returns: <numeric>

Returns the value of the S1 Synchronisation Status overhead byte.

:FETCh:SCALAr:DATA:TELEcom:SONet:VT:POVerhead:Z7:SLABel?

Returns: <numeric>

Returns the Z7 Extended Signal Label value.

SONET Overhead Trace Messages

:FETCh:ARRAy:DATA:TELEcom:SONet:J0?

Returns: <numeric>, <numeric>,.....<numeric>

Returns the value of the STS-N regenerator overhead J0 byte as a comma separated list of integer numeric values. Each number is in the range 0 to 255. There is no block header.

:FETCh:STRing:DATA:TELEcom:SONet:J0?

Returns: <string>

Returns the value of the section overhead J0 byte as a 64 ASCII character string if CRC7 is not detected, 15 ASCII character string if CRC7 is detected. If the string contains any non printing characters then ~ is substituted.

:FETCh:ARRAy:DATA:TELEcom:SONet:J1?

Returns: <numeric>, <numeric>,.....<numeric>

Returns the value of the high order J1 path trace byte as a comma separated list of 64 numbers if CRC7 is not detected, 15 numbers if CRC7 is detected. Each number is in the range 0 to 255. There is no block header.

:FETCh:STRing:DATA:TELEcom:SONet:J1?

Returns: <string>

Returns the value of the high order J1 path trace byte as a, 64 ASCII character string if CRC7 is not detected, 15 ASCII character string if CRC7 is detected. If the string contains any non printing characters then ~ is substituted.

:FETCh:ARRay:DATA:TELEcom:SONet:VT:J1?

Returns: <numeric>, <numeric>,.....<numeric>

Returns the value of the low order J1 path trace byte as a comma separated list of 64 numbers if CRC7 is not detected, 15 numbers if CRC7 is detected. Each number is in the range 0 to 255. There is no block header.

:FETCh:STRing:DATA:TELEcom:SONet:VT:J1?

Returns: <string>

Returns the value of the low order J1 path trace byte as a, 64 ASCII character string if CRC7 is not detected, 15 ASCII character string if CRC7 is detected. If the string contains any non printing characters then ~ is substituted.

:FETCh:ARRay:DATA:TELEcom:SONet:VT:J2?

Returns: <numeric>, <numeric>,.....<numeric>

Returns the value of the low order J2 path trace byte as a comma separated list of 15 numbers. Each number is in the range 0 to 255. There is no block header.

:FETCh:STRing:DATA:TELEcom:SONet:VT:J2?

Returns: <string>

Returns the value of the low order J2 path ace byte as a 15 ASCII character string. If the string contains any non printing characters then ~ is substituted.

SONET Overhead Sequence Capture Commands

:FETCh:SCALAr:DATA:TELEcom:SONet:OCAPture:MINelement?

Returns: <numeric>

Returns the minimum element index of the captured sequence.

:FETCh:SCALAr:DATA:TELEcom:SONet:OCAPture:MAXelement?

Returns: <numeric>

Returns the maximum element index of the captured sequence.

:FETCh:SCALAr:DATA:TELEcom:SONet:OCAPture:FCOunt? <numeric>

<numeric> = Element Index

Returns: <numeric>

Returns the capture repeat count of the specified element in numeric form. Individual elements may be captured up to 65535 times before a new element is entered into the captured sequence.

The sequence element index (numeric parameter) can be in the range -255 to +255 depending on the trigger selection.

The element which triggered sequence capture (the element that met the trigger criteria) is specified by index 0. Since 256 elements may be captured, pre-trigger can capture elements indexed -255 to 0 whilst post-trigger capture can capture elements indexed 0 to +255.

:FETCh:STRing:DATA:TELEcom:SONet:OCAPture:DATA? <numeric>

<numeric> = Element Index.

Returns: <string>

Returns the capture data of the specified element in string form. The data is represented by hexadecimal characters. The number of characters depends on the selected capture channel.

:FETCh:ARRAy:DATA:TELEcom:SONet:OCApture? <numeric>

<numeric> = Number of elements to return.

Returns an array with the number of entries determined by <numeric> and separated by CR/LF.

Each entry consists of an alphanumeric string and a numeric separated by commas. The alphanumeric string provides the hexadecimal value of the captured data. The length of the string depends upon the overhead channel selected for capture, two hexadecimal characters/overhead byte. The numeric indicates the number of frames for which the captured data existed.

If this command is issued when a capture is being performed, some entries will contain no data. In this case 9.91E+37 is returned.

FETCh Subsystem - Signal Wizard SONET Frame Layer

The following commands will only be relevant when a valid SONET frame or a valid SONET payload in an OTN frame has been detected on the selected input port.

:FETCh:SCALAr:DATA:TELEcom:SIGWizArD:SONet:S1?

Returns: <numeric>

Returns the value of the S1 byte.

:FETCh:STRing:DATA:TELEcom:SIGWizArD:SONet:TRACe?

Returns: <string>

Returns the contents of the J0 Trace Message.

STS - STS Layer

The following commands will only return valid values in a valid SONET signal carrying supported mappings has been detected on the selected port.

In the STD level STS channels are referred to in two ways:

1. The standard STS-3, STS-1 etc...
2. A logical offset from the start of the frame (in STS-1 equivalents). This is counted in slices so we have all the STS-1#1s as 0 64 (for OC-192), followed by the STS- 1#2s as 65+.

The two approaches to channel selection are fully interchangeable.

:FETCh:ARRAy:DATA:TELEcom:SIGWizArD:STS:OVERview?

Returns: <block data>

4 numeric values for each channel:

Channel Start

Size (STS-1s)

State (0 = Ok, 1 = Error, 2 = Historical Error, 3 = AIS, 4 = Illegal, 5 = Unequipped, 6 = Transient)

1 = Has TU substructure

:FETCh:ARRAy:DATA:TELEcom:SIGWizArD:STS:FAULts?

Returns: <block data>

An array of the Channel Start values of all channels that are not in OK state.

:FETCh:SCALAr:DATA:TELEcom:SIGWizArD:STS:C2?

Returns: <numeric>

Returns the value of the C2 byte.

:FETCh:STRing:DATA:TELEcom:SIGWizArD:STS:TRACe:LIST?

Returns: <string>

Returns the J1 Trace Message.

:FETCh:STRing:DATA:TELEcom:SIGWizArD:STS:TRACe:SEARCh? <string>

<string> = Search String

Returns: <block data> Numerics

Returns an array of all the channel start positions for all J1 Trace messages containing the search string.

SYSTEM Subsystem - SONET Trigger Output Commands

:SYSTEM:TRIGGER:RECEIVE:ERROR:SONET:TRANSPORT <discrete>

<discrete> =	FRAME	A1A2 Error
	CVS	CVS Error
	CVL	CVL Error
	REIL	REI-L Error

Selects SONET Transport Overhead error for trigger output when :SYSTEM:TRIGGER:RECEIVE:ERROR:STANDARD <discrete> is set to TOH.

:SYSTEM:TRIGGER:RECEIVE:ERROR:SONET:TRANSPORT?

Returns: <discrete>

:SYSTEM:TRIGGER:RECEIVE:ERROR:SONET:PATH <discrete>

<discrete> =	CVP	CVP
	REIP	REI-P Error

Selects SONET Path Overhead error for trigger output when :SYSTEM:TRIGGER:RECEIVE:ERROR:STANDARD <discrete> is set to POH.

:SYSTEM:TRIGGER:RECEIVE:ERROR:SONET:PATH?

Returns: <discrete>

:SYSTEM:TRIGGER:RECEIVE:ALARM:SONET:TRANSPORT <discrete>

<discrete> =	LOF	Loss of Frame
	SEF	Severely Errored Frame
	AI SL	AIS-L
	RDIL	RDI-L
	PTAD	Pointer Activity

K1K2

K1K2 Change

Selects SONET Transport Overhead alarm for trigger output when :SYSTem:TRIGger:RECEive:ALARm:STANdard <discrete> is set to TOH.

:SYSTem:TRIGger:RECEive:ALARm:SONet:TRANsport?

Returns: <discrete>

:SYSTem:TRIGger:RECEive:ALARm:SONet:PATH <discrete>

<discrete> =	AISP	AIS-P
	AISC	AIS-C
	RDIP	RDI-P
	LOPP	LOP-P
	LOPC	LOP-C
	PUNequipped	UNEQ-P

Selects SONET Path Overhead alarm for trigger output when :SYSTem:TRIGger:RECEive:ALARm:STANdard <discrete> is set to POH.

:SYSTem:TRIGger:RECEive:ALARm:SONet:PATH?

Returns: <discrete>


:SYSTem:TRIGger:RECEive:ALARm:SONet:VCAT <discrete>

<discrete> =	OOM1	Out of Mutliframe 1
	OOM2	Out of Multiframe 2
	LOM	Loss of Multiframe
	SQM	Sequence Mismatch
	LOA	Loss of Alignment

Selects SONET VCAT alarm for trigger output when :SYSTem:TRIGger:RECEive:ALARm:STANdard <discrete> is set to VCAT.

:SYSTem:TRIGger:RECeive:ALARm:SONet:VCAT?

Returns: <discrete>



7

GFP/LAPS/Ethernet Command Reference

SOURce Subsystem GFP/LAPS/Ethernet Command Reference	395
SOURCe Subsystem GFP Transmitter	396
SOURce Subsystem LAPS Transmitter	400
SOURce Subsystem Ethernet Transmitter	403
SENSe Subsystem GFP/LAPS/Ethernet Command Reference	408
SENSe Subsystem GFP Receiver	409
SENSe Subsystem LAPS Receiver	413
SENSe Subsystem Ethernet Receiver	416
SOURce subsystem - GFP/LAPS/Ethernet Error Test Functions	418
SOURce subsystem - Runt/Jumbo Test Functions	424
GFP/LAPS/Ethernet Results	425



SOURce Subsystem GFP/LAPS/Ethernet Command Reference

This chapter contains detailed information on the SCPI (Standard Commands for Programming Instruments) and IEEE 488.2 common commands you will use when writing programs to control your Instrument for GFP/LAPS/Ethernet operation.

Please also refer to chapter 2 Common Commands for general information on SCPI command formats and for a list of commands

:SOURce:DATA:TELEcom:GFPLaps:MODE <discrete>

<discrete> =	GFP	GFP Enabled
	LAPS	LAPS Enabled

Sets the transmitted protocol mode. The protocol mode can be either GFP or LAPS.

:SOURce:DATA:TELEcom:GFPLaps:MODE?

Returns: <discrete>

SOURCE Subsystem GFP Transmitter

:SOURCE:DATA:TELEcom:GFPLaps:GFP:PROTOcol <discrete>

<discrete> =	G7041	ITU-T 707 protocol G.7041
	CUSTOM	User defined protocol

Sets the transmitted GFP protocol. When G7041 is selected, the ITU-T 7041 protocol G.7041 is used. CUSTOM allows the user to specify custom values.

:SOURCE:DATA:TELEcom:GFPLaps:GFP:PROTOcol?

Returns: <discrete>

:SOURCE:DATA:TELEcom:GFPLaps:GFP:PTI <numeric>

<numeric> =	000..111	Binary PTI value
-------------	----------	------------------

Sets the transmitted GFP PTI value. In G7041 mode the proper values are automatically supplied, in CUSTOM mode, the user has the option of entering a 3 bit binary number between 0 and 7.

:SOURCE:DATA:TELEcom:GFPLaps:GFP:PTI?

Returns: <numeric>

:SOURCE:DATA:TELEcom:GFPLaps:GFP:PTI:CLIENT <discrete>

<discrete> =	DATA	Client data
	MGMT	Client management

Selects the PTI client mode. DATA specifies client data, while MGMT specifies client management mode.

:SOURCE:DATA:TELEcom:GFPLaps:GFP:PTI:CLIENT?

Returns: <discrete>

:SOURce:DATA:TELEcom:GFPLaps:GFP:PFI <boolean>

<boolean> =	0 or OFF	PFI off
	1 or On	PFI on

Sets the PFI mode.

:SOURce:DATA:TELEcom:GFPLaps:GFP:PFI?

Returns: <boolean>

:SOURce:DATA:TELEcom:GFPLaps:GFP:EXI <numeric>

<numeric> =	0000..1111	Binary EXI value
-------------	------------	------------------

Sets the transmitted GFP EXI value. In G7041 mode the proper values are automatically supplied, in CUSTom mode, the user has the option of entering a 4 bit binary number between 0 and 15.

:SOURce:DATA:TELEcom:GFPLaps:GFP:EXI?

Returns: <numeric>

:SOURce:DATA:TELEcom:GFPLaps:GFP:EXI:MODE <discrete>

<discrete> =	NULL	Null frame
	LINear	Linear Frame

Sets the transmitted GFP EXI Mode.

:SOURce:DATA:TELEcom:GFPLaps:GFP:EXI:MODE?

Returns: <discrete>

:SOURce:DATA:TELEcom:GFPLaps:GFP:CID <numeric>

<numeric> =	0.. 255	CID value
-------------	---------	-----------

7 GFP/LAPS/Ethernet Command Reference

Sets the transmitted GFP CID value. An integer between 0 and 255.

:SOURCE:DATA:TELEcom:GFPLaps:GFP:CID?

Returns: <numeric>

:SOURCE:DATA:TELEcom:GFPLaps:GFP:UI <numeric>

<numeric> = 00000000..11111111 Binary UPI value

Sets the transmitted GFP UPI value. In G7041 mode the proper values are automatically supplied, in CUSTom mode, the user has the option of entering an 8 bit binary number between 0 and 255.

:SOURCE:DATA:TELEcom:GFPLaps:GFP:UI?

Returns: <numeric>

:SOURCE:DATA:TELEcom:GFPLaps:GFP:UI:FRMMode <discrete>

<discrete> = FRAMed Framed Ethernet
TRANSPARENT Transparent Ethernet

Sets the transmitted GFP UPI framing Mode.

NOTE

Note: In custom mode this can be different from the UPI value.

:SOURCE:DATA:TELEcom:GFPLaps:GFP:UI:FRMMode?

Returns: <discrete>

:SOURCE:DATA:TELEcom:GFPLaps:GFP:SBLocks <numeric>

<numeric> = 95..968 Superblocks value

Sets the transmitted super blocks value. The user must enter an integer value between 95 and 968.

NOTE

This feature is only available if the transmitter is set to transparent.

:SOURCE:DATA:TELEcom:GFPLaps:GFP:SBLOCKS?

Returns: <numeric>

SOURce Subsystem LAPS Transmitter

:SOURce:DATA:TELEcom:GFPLaps:LAPS:PROTOcol <discrete>

<discrete> =	X86	Protocol X.86
	PPP	PPP/HDLC
	CUSTom	User defined protocol

Sets the transmitted LAPS protocol. CUSTom allows the user some limited edit of the frame contents/structure.

:SOURce:DATA:TELEcom:GFPLaps:LAPS:PROTOcol?

Returns: <discrete>

:SOURce:DATA:TELEcom:GFPLaps:LAPS:SAPI <numeric>

<numeric> =	0000..FFFF	Hexadecimal SAPI value
-------------	------------	------------------------

Sets the transmitted LAPS SAPI value. In X.86 mode, the proper values are automatically supplied, in CUSTom mode, the user has the option of entering a 2 byte hexadecimal number between 0 and 65535.

:SOURce:DATA:TELEcom:GFPLaps:LAPS:SAPI?

Returns: <numeric>

:SOURce:DATA:TELEcom:GFPLaps:LAPS:ADDRESS <numeric>

<numeric> =	00..FF	Hexadecimal address value
-------------	--------	---------------------------

Sets the transmitted LAPS address value. In X.86 mode, the proper values are automatically supplied, in CUSTom mode, the user has the option of entering a 1 byte hexadecimal number between 0 and 255.

:SOURce:DATA:TELEcom:GFPLaps:LAPS:ADDRESS?

7 GFP/LAPS/Ethernet Command Reference

<discrete> =	M10	10 Mbps Physical
	M100	100 Mbps Physical
	M1000	1000 Mbps Physical

Sets the transmitted LAPS adaptation rate.

NOTE

Note, this must be enabled first.

:SOURCE:DATA:TELEcom:GFPLaps:LAPS:ARATE?

Returns: <discrete>

:SOURCE:DATA:TELEcom:GFPLaps:LAPS:RAOCtets <boolean>

<boolean> =	0 or OFF	Disable the Rate Adaptation Insertion
	1 or On	Enable the Rate Adaptation Insertion

Enables or disables the rate adaptation feature.

NOTE

Note, enabled requires the rate to be selected.

:SOURCE:DATA:TELEcom:GFPLaps:LAPS:RAOCtets?

Returns: <boolean>

SOURce Subsystem Ethernet Transmitter

:SOURce:DATA:TELEcom:EOS:DESTination:ADDRes <string>

<string> =

Sets the transmitted stream destination MAC address.

The string must be specified in dashed hexadecimal notation and has the following format:

xx-xx-xx-xx-xx-xx

Where 'x' is any hexadecimal digit 0, 1, 2, 3, 4, 5, 6, 7, 8, 9, A, B, C, D, E, and F.

:SOURce:DATA:TELEcom:EOS:DESTination:ADDRes?

Returns: <string>

:SOURce:DATA:TELEcom:EOS:SOURce:ADDRes <string>

<string> =

Sets the transmitted stream source MAC address.

The string must be specified in dashed hexadecimal notation and has the following format:

xx-xx-xx-xx-xx-xx

Where 'x' is any hexadecimal digit 0, 1, 2, 3, 4, 5, 6, 7, 8, 9, A, B, C, D, E, and F.

:SOURce:DATA:TELEcom:EOS:SOURce:ADDRes?

Returns: <string>

:SOURce:DATA:TELEcom:EOS:TAGGed <boolean>

<boolean> =	0 or OFF	Transmit untagged frames
	1 or On	Transmit tagged frames

Sets the transmitter to transmit tagged ethernet frames.

:SOURce:DATA:TELEcom:EOS:TAGGed?

Returns: <boolean>

:SOURCE:DATA:TELEcom:EOS:PRIority <numeric>

<numeric> = 0..7 User priority

Sets the user priority, a user entered number between 0 and 7. Only available when tagged is selected.

:SOURCE:DATA:TELEcom:EOS:PRIority?

Returns: <numeric>

:SOURCE:DATA:TELEcom:EOS:VLAN <numeric>

<numeric> = 0..4094 VLAN identifier

Sets the tagged VLAN identifier, a user entered number between 0 and 4094. Only available when tagged is selected.

:SOURCE:DATA:TELEcom:EOS:VLAN?

Returns: <numeric>

:SOURCE:DATA:TELEcom:EOS:AUTO <boolean>

<boolean> = 0 or OFF	Auto length-override disabled
1 or On	Auto length-override enabled

Sets the transmitter auto length-override mode. When enabled the ethernet frame size is automatically determined from the user-supplied length/type value. When disabled, the user may edit both the frame size and length/type values.

NOTE

Jumbo frames must be transmitted with auto off.

:SOURCE:DATA:TELEcom:EOS:AUTO?

Returns: <boolean>

:SOURCE:DATA:TELEcom:EOS:LTYPE <numeric>

<numeric> = 0..65535 Length/type header field
value

Sets the transmitted ethernet length/type header field value. Values greater than 1500 are treated as a type value and other values as a length.

:SOURCE:DATA:TELEcom:EOS:LTYPE?

Returns: <numeric>

:SOURCE:DATA:TELEcom:EOS:FSIZE <numeric>

<numeric> = 54..12000 Ethernet frame size

Sets the transmitted ethernet frame size (in bytes). Users may enter a value between 54 and 12000 bytes. In auto mode, this value is automatically calculated and is non-editable therefor this SCPI command has no effect.

:SOURCE:DATA:TELEcom:EOS:FSIZE?

Returns: <numeric>

:SOURCE:DATA:TELEcom:EOS:RATE <numeric>

<numeric> = 0.0..1000.0 Requested Data rate (Mb/s)

Sets the desired ethernet data rate, a user entered floating point number in Mb/s. The actual transmitter data rate is calculated to be as close as possible to this value. Note that entering a value that cannot be transmitted will result in the maximum possible being set. For example, 1000Mbps into an AU4 will be down-sized.

:SOURCE:DATA:TELEcom:EOS:RATE?

Returns: <numeric>

:SOURCE:DATA:TELEcom:EOS:TRANsmitter:MODE <discrete>

<discrete> = CONTInuous

BURSt

Selects Ethernet transmit mode.

:SOURCE:DATA:TELEcom:EOS:TRANsmitter:MODE?

Returns: <discrete>

:SOURCE:DATA:TELEcom:EOS:TRANsmitter:BURSt:TYPE <discrete>

<discrete> = FRAMes

TIME

Selects Ethernet transmit burst type.

:SOURCE:DATA:TELEcom:EOS:TRANsmitter:BURSt:TYPE?

Returns: <discrete>

:SOURCE:DATA:TELEcom:EOS:TRANsmitter:BURSt:TIME <string>

<string> = "dd:hh:mm:ss"

Sets Ethernet burst time duration.

:SOURCE:DATA:TELEcom:EOS:TRANsmitter:BURSt:TIME?

Returns: <string>

:SOURCE:DATA:TELEcom:EOS:TRANsmitter:BURSt:FRAMes <numeric>

<numeric> = 0 to 1000000000 Number of Frames

Sets the Ethernet burst duration in number of frames.

:SOURCE:DATA:TELEcom:EOS:TRANsmitter:BURSt:FRAMes?

Returns: <numeric>

:SOURCE:DATA:TELEcom:EOS:TRANsmitter:STARt

Starts Ethernet transmission (Burst or Continuous).

:SOURCE:DATA:TELEcom:EOS:TRANsmitter:STOP

Stops Ethernet transmission.

:SOURCE:DATA:TELEcom:EOS:TRANsmitter:ENABled?

Queries whether the Ethernet module is transmitting.

SENSe Subsystem GFP/LAPS/Ethernet Command Reference

This chapter contains detailed information on the SCPI (Standard Commands for Programming Instruments) and IEEE 488.2 common commands you will use when writing programs to control your Instrument for GFP/LAPS/Ethernet operation.

Please also refer to chapter 2 Common Commands for general information on SCPI command formats and for a list of commands.

:SENSe:DATA:TELeom:GFPLaps:MODE <discrete>

<discrete> =	GFP	GFP Enabled
	LAPS	LAPS Enabled

Sets the receiver protocol mode. The protocol mode can be either GFP or LAPS.

:SENSe:DATA:TELeom:GFPLaps:MODE?

Returns: <discrete>

SENSe Subsystem GFP Receiver

:SENSe:DATA:TELEcom:GFPLaps:GFP:PROTOcol <discrete>

<discrete> =	G7041	ITU-T 7041 protocol G.7041
	CUSTom	User defined protocol

Sets the receiver GFP protocol. When G7041 is selected, the ITU-T 7041 protocol G.7041 is used. CUSTom allows the user some limited edit of the frame contents/structure.

:SENSe:DATA:TELEcom:GFPLaps:GFP:PROTOcol?

Returns: <discrete>

:SENSe:DATA:TELEcom:GFPLaps:GFP:PTI <numeric>

<numeric> =	000..111	Binary PTI value
-------------	----------	------------------

Sets the receiver GFP PTI value. In G7041 mode the proper values are automatically supplied, in CUSTom mode, the user has the option of entering a 3 bit binary number between 0 and 7.

:SENSe:DATA:TELEcom:GFPLaps:GFP:PTI?

Returns: <numeric>

:SENSe:DATA:TELEcom:GFPLaps:GFP:PTI:CLient <discrete>

<discrete> =	DATA	Client data
--------------	------	-------------

Selects the PTI client mode. DATA specifies client data, while MGMT specifies client management mode.

:SENSe:DATA:TELEcom:GFPLaps:GFP:PTI:CLient?

Returns: <discrete>

:SENSe:DATA:TELEcom:GFPLaps:GFP:PFI <boolean>

<boolean> =	0 or OFF	Payload FCS Not Present
	1 or On	Payload FCS Present

Sets the PFI mode.

:SENSe:DATA:TELEcom:GFPLaps:GFP:PFI?

Returns: <boolean>

:SENSe:DATA:TELEcom:GFPLaps:GFP:EXI <numeric>

<numeric> =	0000..1111	Binary EXI value
-------------	------------	------------------

Sets the receiver GFP EXI value. In G7041 mode the proper values are automatically supplied, in CUSTom mode, the user has the option of entering a 4 bit binary number between 0 and 15.

:SENSe:DATA:TELEcom:GFPLaps:GFP:EXI?

Returns: <numeric>

:SENSe:DATA:TELEcom:GFPLaps:GFP:EXI:MODE <discrete>

<discrete> =	NULL	Null Frame
	LINear	Linear Frame

Sets the receiver GFP EXI Mode.

:SENSe:DATA:TELEcom:GFPLaps:GFP:EXI:MODE?

Returns: <discrete>

:SENSe:DATA:TELEcom:GFPLaps:GFP:CID <numeric>

<numeric> =	0.. 255	CID value
-------------	---------	-----------

Sets the receiver GFP CID value. An integer between 0 and 255

:SENSe:DATA:TELEcom:GFPLaps:GFP:CID?

Returns: <numeric>

:SENSe:DATA:TELEcom:GFPLaps:GFP:UPI <numeric>

<numeric> = 00000000..11111111 Binary UPI value

Sets the receiver GFP UPI value. In G7041 mode the proper values are automatically supplied, in CUSTom mode, the user has the option of entering an 8 bit binary number between 0 and 255

:SENSe:DATA:TELEcom:GFPLaps:GFP:UPI?

Returns: <numeric>

:SENSe:DATA:TELEcom:GFPLaps:GFP:UPI:FRMMode <discrete>

<discrete> =	FRAMed	Framed Ethernet
	PPP	Framed PPP
	FIBer	Transparent FIBER Channel
	FICon	Transparent FICON
	ESCon	Transparent ESCON
	TRANSPARENT	Transparent Gb Ethernet
	MAPos	Framed MAPOS
	DVBasi	Transparent DVB ASI
	RPR	Framed RPR

Sets the receiver GFP UPI framing Mode.

:SENSe:DATA:TELEcom:GFPLaps:GFP:UPI:FRMMode?

Returns: <discrete>

SENSe Subsystem LAPS Receiver

:SENSe:DATA:TELEcom:GFPLaps:LAPS:PROTOcol <discrete>

<discrete> =	X86	Protocol X.86
	PPP	PPP/HDLC
	CUSTom	User defined protocol

Sets the receiver LAPS protocol. CUSTom allows the user some limited edit of the frame contents/structure.

:SENSe:DATA:TELEcom:GFPLaps:LAPS:PROTOcol?

Returns: <discrete>

:SENSe:DATA:TELEcom:GFPLaps:LAPS:SAPI <numeric>

<numeric> =	0000..FFFF	Hexadecimal SAPI value
-------------	------------	------------------------

Sets the receiver LAPS SAPI value. In X.86 mode, the proper values are automatically supplied, in CUSTom mode, the user has the option of entering a 2 byte hexadecimal number between 0 and 65535.

:SENSe:DATA:TELEcom:GFPLaps:LAPS:SAPI?

Returns: <numeric>

:SENSe:DATA:TELEcom:GFPLaps:LAPS:ADDRESS <numeric>

<numeric> =	00..FF	Hexadecimal address value
-------------	--------	---------------------------

Sets the receiver LAPS address value. In X.86 mode, the proper values are automatically supplied, in CUSTom mode, the user has the option of entering a 1 byte hexadecimal number between 0 and 255.

:SENSe:DATA:TELEcom:GFPLaps:LAPS:ADDRESS?

Returns: <numeric>

:SENSe:DATA:TELEcom:GFPLaps:LAPS:CONTRol <numeric>

<numeric> = 00..FF Hexadecimal control value

Sets the receiver LAPS control value. In X.86 mode, the proper values are automatically supplied, in CUSTom mode, the user has the option of entering a 1 byte hexadecimal number between 0 and 255.

:SENSe:DATA:TELEcom:GFPLaps:LAPS:CONTRol?

Returns: <numeric>

:SENSe:DATA:TELEcom:GFPLaps:LAPS:FCSLength <discrete>

<discrete> = L16 16 bit FCS
L32 32 bit FCS

Sets the receiver LAPS FCS length.

:SENSe:DATA:TELEcom:GFPLaps:LAPS:FCSLength?

Returns: <discrete>

:SENSe:DATA:TELEcom:GFPLaps:LAPS:SCRambler <discrete>

<discrete> = Disabled Disable the scrambler
ENABLEd Enable the scrambler

Sets the transmitted LAPS scrambler.

:SENSe:DATA:TELEcom:GFPLaps:LAPS:SCRambler?

Returns: <discrete>

:SENSe:DATA:TELEcom:GFPLaps:LAPS:PAYLoad <boolean>

<boolean> =	0 or OFF	Ethernet Payload measurements Off
	1 or On	Payload Measurements On

Control Ethernet Payload Measurements

:SENSe:DATA:TELecom:GFPLaps:LAPS:PAYLoad?

Returns: <boolean>

SENSe Subsystem Ethernet Receiver

:SENSe:DATA:TELEcom:EOS:DESTination:ADDRess <string>

<string> =

Sets the received stream destination MAC address.

The string must be specified in dashed hexadecimal notation and has the following format:

xx-xx-xx-xx-xx-xx

Where 'x' is any hexadecimal digit 0, 1, 2, 3, 4, 5, 6, 7, 8, 9, A, B, C, D, E, and F.

:SENSe:DATA:TELEcom:EOS:DESTination:ADDRess?

Returns: <string>

:SENSe:DATA:TELEcom:EOS:SOURce:ADDRess <string>

<string> =

Sets the received stream source MAC address.

The string must be specified in dashed hexadecimal notation and has the following format:

xx-xx-xx-xx-xx-xx

Where 'x' is any hexadecimal digit 0, 1, 2, 3, 4, 5, 6, 7, 8, 9, A, B, C, D, E, and F.

:SENSe:DATA:TELEcom:EOS:SOURce:ADDRess?

Returns: <string>

:SENSe:DATA:TELEcom:EOS:TAGGed <boolean>

<boolean> =	0 or OFF	Receive untagged frames
	1 or On	Receive tagged frames

Sets the receiver to receive tagged ethernet frames.

:SENSe:DATA:TELEcom:EOS:TAGGed?

Returns: <boolean>

:SENSe:DATA:TELEcom:EOS:PRIority <numeric>

<numeric> = 0..7 User priority

Sets the user priority, a user entered number between 0 and 7. Only available when tagged is selected.

:SENSe:DATA:TELEcom:EOS:PRIority?

Returns: <numeric>

:SENSe:DATA:TELEcom:EOS:VLAN <numeric>

<numeric> = 0..4094 VLAN identifier

Sets the tagged VLAN identifier, a user entered number between 0 and 4094. Only available when tagged is selected.

:SENSe:DATA:TELEcom:EOS:VLAN?

Returns: <numeric>

:SENSe:DATA:TELEcom:EOS:LTYPe <numeric>

<numeric> = 0..65535 Length/type header field value

Sets the receiver ethernet length/type header field value. Values greater than 1500 are treated as a type value and other values as a length.

:SENSe:DATA:TELEcom:EOS:LTYPe?

Returns: <numeric>

SOURce subsystem - GFP/LAPS/Ethernet Error Test Functions

:SOURce:DATA:TELEcom:SDH:ERRor:GFP <discrete>

<discrete> =	CHCCorr	cHEC Correctable
	CHUNcorr	cHEC Uncorrectable
	THCCorr	tHEC Correctable
	THUNcorr	tHEC Uncorrectable
	EHCCorr	eHEC Correctable
	EHUNcorr	eHEC Uncorrectable
	SBCorr	Superblock Correctable
	SBUNcorr	Superblock Uncorrectable
	SBCPost	Superblock Correctable Post Scrambler
	PFCS	Payload Frame Check Sequence
	S10B	Superblock 10B Coding Errors

Selects GFP Error Type to generate. Further rate control selections are required.

:SOURce:DATA:TELEcom:SDH:ERRor:GFP?

Returns: <discrete>

:SOURce:DATA:TELEcom:SDH:ERRor:LAPS <discrete>

<discrete> =	UFR7	Undersized Frame (7 octets)
	UFR5	Undersized Frame (5 octets)
	FCS	Frame Check Sequence
	ICS	Invalid Control Sequence

Selects LAPS Error Type to generate. Further rate control selections are required.

:SOURCE:DATA:TELEcom:SDH:ERROR:LAPS?

Returns: <discrete>

:SOURCE:DATA:TELEcom:SDH:ERROR:EOS <discrete>

<discrete> =	FCS	Frame Check Sequence
	TCFcs	Test Cell FCS
	TCSeq	Test Cell Sequence

Selects EOS Error Type to generate. Further rate control selections are required.

:SOURCE:DATA:TELEcom:SDH:ERROR:EOS?

Returns: <discrete>

:SOURCE:DATA:TELEcom:SDH:ERROR:RATE:EOS <discrete>

<discrete> =	NONE	No errors
	E_2	1 in 100 rate
	E_3	1 in 1000 rate
	E_4	1 in 10000 rate
	E_5	1 in 100000 rate
	E_6	1 in 1000000 rate
	E_7	1 in 10000000 rate
	EALL	Error all frames

Selects EOS error rate.

:SOURCE:DATA:TELEcom:SDH:ERROR:RATE:EOS?

7 GFP/LAPS/Ethernet Command Reference

Returns: <discrete>

:SOURCE:DATA:TELEcom:SDH:ALARm:GFP <discrete>

<discrete> =	LOCS	Loss of Client Signal
	LOCCs	Loss of Client Character Synchronization

Selects GFP Alarms.

:SOURCE:DATA:TELEcom:SDH:ALARm:GFP?

Returns: <discrete>

:SOURCE:DATA:TELEcom:SDH:ALARm:GFP:RATE <numeric>

<numeric> =	100..1000	Decimal Rate value
-------------	-----------	--------------------

Selects GFP alarm rate.

:SOURCE:DATA:TELEcom:SDH:ALARm:GFP:RATE?

Returns: <numeric>

:SOURCE:DATA:TELEcom:SDH:ALARm:LAPS <discrete>

<discrete> =	EFABort	Error Frame Abort
	EFINvfcs	Error Frame Invalid FCS
	LNKLoss	Link Loss

Selects LAPS Alarms.

:SOURCE:DATA:TELEcom:SDH:ALARm:LAPS?

Returns: <discrete>

:SOURCE:DATA:TELEcom:SONet:ERRor:GFP <discrete>

<discrete> =	CHCorr	cHEC Correctable
	CHUNcorr	cHEC Uncorrectable
	THCorr	tHEC Correctable
	THUNcorr	tHEC Uncorrectable
	EHCorr	eHEC Correctable
	EHUNcorr	eHEC Uncorrectable
	SBCorr	Superblock Correctable
	SBUNcorr	Superblock Uncorrectable
	SBCPost	Superblock Correctable Post Scrambler Superblock Correctable Post Scrambler
	PFCS	Payload Frame Check Se- quence
	S10B	Superblock 10B Coding Er- rors

Selects GFP Error Type to generate. Further rate control selections are required.

:SOURCE:DATA:TELEcom:SONet:ERROR:GFP?

Returns: <discrete>

:SOURCE:DATA:TELEcom:SONet:ERROR:LAPS <discrete>

<discrete> =	UFR7	Undersized Frame (7 octets)
	UFR5	Undersized Frame (5 octets)
	FCS	Frame Check Sequence
	ICS	Invalid Control Sequence

Selects LAPS Error Type to generate. Further rate control selections are required.

:SOURCE:DATA:TELEcom:SONet:ERRor:LAPS?

Returns: <discrete>

:SOURCE:DATA:TELEcom:SONet:ERRor:EOS <discrete>

<discrete> =	FCS	Frame Check Sequence
	TCFcs	Test Cell FCS
	TCSeq	Test Cell Sequence

Selects EOS Error Type to generate. Further rate control selections are required.

:SOURCE:DATA:TELEcom:SONet:ERRor:EOS?

Returns: <discrete>

:SOURCE:DATA:TELEcom:SONet:ERRor:RATE:EOS <discrete>

<discrete> =	NONE	No errors
	E_2	1 in 100 rate
	E_3	1 in 1000 rate
	E_4	1 in 10000 rate
	E_5	1 in 100000 rate
	E_6	1 in 1000000 rate
	E_7	1 in 10000000 rate
	EALL	Error all frames

Selects EOS error rate.

:SOURCE:DATA:TELEcom:SONet:ERRor:RATE:EOS?

Returns: <discrete>

:SOURCE:DATA:TELEcom:SONet:ALARm:GFP <discrete>

<discrete> =	LOCS	Loss of Client Signal
	LOCCs	Loss of Client Character Synchronization

Selects GFP Alarms.

:SOURCE:DATA:TELEcom:SONet:ALARm:GFP?

Returns: <discrete>

:SOURCE:DATA:TELEcom:SONet:ALARm:GFP:RATE <numeric>

<numeric> =	100..1000	Decimal Rate value
-------------	-----------	--------------------

Selects GFP alarm rate.

:SOURCE:DATA:TELEcom:SONet:ALARm:GFP:RATE?

Returns: <numeric>

:SOURCE:DATA:TELEcom:SONet:ALARm:LAPS <discrete>

<discrete> =	EFABort	Error Frame Abort
	EFINvfcs	Error Frame Invalid FCS
	LNKLoss	Link Loss

Selects LAPS Alarms.

:SOURCE:DATA:TELEcom:SONet:ALARm:LAPS?

Returns: <discrete>

SOURce subsystem - Runt/Jumbo Test Functions

:SOURce:DATA:TELEcom:EOS:FRAME:RATE <discrete>

<discrete> =	NONE	No errors
	E_2	1 in 100 rate
	E_3	1 in 1000 rate
	E_4	1 in 10000 rate
	E_5	1 in 100000 rate
	E_6	1 in 1000000 rate
	E_7	1 in 10000000 rate
	EALL	Error all frames

Selects Runt/Jumbo rate.

:SOURce:DATA:TELEcom:EOS:FRAME:RATE?

Returns: <discrete>

:SOURce:DATA:TELEcom:EOS:FRAME:TYPE <discrete>

<discrete> =	RUNT	Runt Frames(undersize)
	JUMBo	Jumbo Frames(oversize)

Selects Runt/Jumbo Test Function to generate. Further rate control selections are required.

:SOURce:DATA:TELEcom:EOS:FRAME:TYPE?

Returns: <discrete>

GFP/LAPS/Ethernet Results

GFP Error Results

:SENSE:DATA? <string>

<string> = "<Return Type>:GFP:LSECond:<error>" for last second results

<string> = "<Return Type>:GFP:<error>" for total results

<Return Type> is one of the following

ECOut	For returning Error Counts
ERATio	For returning Error Ratios

<error> is one of the following

HDRM	Header Mismatch
CHC	cHEC Corrected
CHU	cHEC Uncorrectable
THC	tHEC Corrected
THU	tHEC Uncorrectable
EHC	eHEC Corrected
EHU	eHEC Uncorrectable
SBC	Superblock Corrected
SBU	Superblock Uncorrectable
PFCS	PayloadFCS
S10B	Superblock 10B Errors

Returns: <numeric>

LAPS Error Results

:SENSE:DATA? <string>

<string> = "<Return Type>:LAPS:LSECond:<error>" for last second results

<string> = "<Return Type>:LAPS:<error>" for total results

<Return Type> is one of the following

ECOut	For returning Error Counts
ERATio	For returning Error Ratios

<error> is one of the following

HDRM	Header Mismatch
ICS	Invalid Control Sequence
UFRames	Undersize Frames
FCS	Frame Check Sequences

Returns: <numeric>

Ethernet Error Results

:SENSE:DATA? <string>

<string> = "<Return Type>:EOS:LSECond:<error>" for last second results

<string> = "<Return Type>:EOS:<error>" for total results

<Return Type> is one of the following

ECount	For returning Error Counts
ERATio	For returning Error Ratios

<error> is one of the following

FCS	Frame Check Sequences
HDRM	Header Mismatch
LTYPe	Length/Type Errors

Returns: <numeric>

GFP Network Measurements

:SENSE:DATA? <string>

<string> is one of the following.

COUNT:GFP:VRX / COUNT:VTX	Valid Frames Rx/Tx
COUNT:GFP:INRX / COUNT:INTX	Invalid Frames Rx/Tx
COUNT:GFP:IDRX / COUNT:IDTX	Idle Frames Rx/Tx
COUNT:GFP:TORX / COUNT:TOTX	Total Frames Rx/Tx
COUNT:GFP:PARX / COUNT:PATX	Payload Bytes Rx/Tx
COUNT:GFP:BYRX / COUNT:BYTX	Bytes Rx/Tx
COUNT:GFP:BALR / COUNT:BALT	Bytes All Rx/Tx
COUNT:GFP:ISRX / COUNT:ISTX	Invalid Superblocks Rx/Tx
COUNT:GFP:VSRX / COUNT:VSTX	Valid Superblocks Rx/Tx
COUNT:GFP:TSRX / COUNT:TSTX	Total Superblocks Rx/Tx

Ratio is only available with the following commands.

RATio:GFP:VRX / RATio:VTX	Valid Frames Rx/Tx
---------------------------	--------------------

RATio:GFP:INRX / RATio:INTX	Invalid Frames Rx/Tx
RATio:GFP:ISRX / RATio:ISTX	Invalid Superblocks Rx/Tx
RATio:GFP:VSRX / RATio:VSTX	Valid Superblocks Rx/Tx

Returns: <numeric>

LAPS Network Measurements

:SENSE:DATA? <string>

<string> is one of the following.

COUNT:LAPS:VRX / COUNT:VTX	Valid Frames Rx/Tx
COUNT:LAPS:INRX / COUNT:INTX	Invalid Frames Rx/Tx
COUNT:LAPS:TORX / COUNT:TOTX	Total Frames Rx/Tx
COUNT:LAPS:PARX / COUNT:PATX	Payload Bytes Rx/Tx
COUNT:LAPS:RARX / COUNT:RATX	Rate Adaptation Octets Rx/Tx
COUNT:LAPS:BALR / COUNT:BALT	Bytes All Rx/Tx
COUNT:LAPS:FBRX / COUNT:FBTX	Flag Bytes Rx

Ratio is only available with the following commands.

RATio:LAPS:VRX / RATio:VTX	Valid Frames Rx/Tx
RATio:LAPS:INRX / RATio:INTX	Invalid Frames Rx/Tx

Returns: <numeric>

Ethernet Network Measurements

:SENSE:DATA? <string>

<string> is one of the following

COUNT:EOS:VRX / COUNT:VTX	Valid Frames Rx/Tx
COUNT:EOS:INRX / COUNT:INTX	Invalid Frames Rx/Tx
COUNT:EOS:TORX / COUNT:TOTX	Total Frames Rx/Tx
COUNT:EOS:MBRX / COUNT:MBTX	MAC Rx Bytes Rx/Tx
COUNT:EOS:RURX / COUNT:RUTX	Runt Frames (undersized)
COUNT:EOS:JURX / COUNT:JUTX	Jumbo Frames (oversized)
COUNT:EOS:FRITransit	Frames in Transit
COUNT:EOS:DRPFrames	Dropped Frames

Ratio is only available with the following commands.

RATio:EOS:VRX / RATio:VTX	Valid Frames Rx/Tx
RATio:EOS:INRX / RATio:INTX	Invalid Frames Rx/Tx

Returns: <numeric>

GFP/LAPS Alarm Second Results

:SENSE:DATA? <string>

Where <string> is one of the following.

"ASEConds:GFP:LOCS"	GFP Loss of Client Signal
"ASEConds:GFP:LOCCs"	GFP Loss of Client Character Syn- chronization
"ASEConds:GFP:LLOSs"	GFP Link Loss
"ASEConds:LAPS:EFrAmE"	LAPS Erroneous Frame
"ASEConds:LAPS:LLOSs"	LAPS Link Loss

Returns <numeric>


GFP/LAPS/Ethernet Calculated Measurements

This section contains all the calculated measurments from the Network Measurements pages.

:SENSE:DATA? <string>

Where <string> is defined as one of the following.

"GFPTest:Tx:BWUT"	Bandwidth Utilisation Tx
"GFPTest:Rx:BWUT"	Bandwidth Utilisation Rx
"GFPTest:Tx:DRATe"	Data Rate Tx
"GFPTest:Rx:DRATe"	Data Rate Rx
"LAPTest:Tx:BWUT"	Bandwidth Utilisation Tx
"LAPTest:Rx:BWUT"	Bandwidth Utilisation Rx
"LAPTest:Tx:DRATe"	Data Rate Tx
"LAPTest:Rx:DRATe"	Data Rate Rx
"EOSTest:Tx:DRATe"	Ethernet Data Rate Tx
"EOSTest:Rx:DRATe"	Ethernet Data Rate Rx
"EOSTest:Rx:FSIZe"	Ethernet Received Framesize



8

Unframed Command Reference

Unframed Command Reference	431
SOURce subsystem - Transmitter UNFRamed Settings Commands	432
SOURce subsystem - Transmitter Error Test Function Commands	433
SOURce subsystem - Frequency Offset Test Function	436
SENSe subsystem - Receiver UNFRamed Settings Commands	437



Unframed Command Reference

This chapter contains detailed information on the SCPI (Standard Commands for Programming Instruments) and IEEE 488.2 common commands you will use when writing programs to control your Instrument for Unframed operation.

Please also refer to chapter 2 Common Commands for general information on SCPI command formats and for a list of commands.

SOURce subsystem - Transmitter UNFRamed Settings Commands

:SOURce:DATA:TELEcom:UNFRamed:RATE <discrete>

<discrete> =	F10G7	10.71Gb/s
	F10G	9.95Gb/s
	F2G7	2.66Gb/s
	F2G5	2.48Gb/s
	F622M	622.08Mb/s
	F155M	155.52Mb/s
	F52M	51.84Mb/s

Sets the output rate for the instrument input port.

:SOURce:DATA:TELEcom:UNFRamed:RATE?

Returns: <discrete>

8 Unframed Command Reference

E_6

E_7

E_8

E_9

USER

User defined error rate

Selects the transmitter Error Rate of the error type selected by the Error Group Selection Functions.

NOTE

If this query returns USER, then
:SOURCE:DATA:TELEcom:SDH:ERROR:RATE:USER? must be used to discover
the currently injected error rate.

:SOURCE:DATA:TELEcom:UNFRamed:ERROR:RATE?

Returns: <discrete>

:SOURCE:DATA:TELEcom:UNFRamed:ERROR:RATE:USER <numeric>

<numeric> = 9.9E-9 to 1.1E-3 mantissa resolution 0.1, ex-
ponent resolution 1

Sets the user defined Error Add rate.

:SOURCE:DATA:TELEcom:SDH:ERROR:RATE <discrete> must be set to USER

NOTE

The maximum user defined error rate is dependent on both error type and line
rate.

:SOURCE:DATA:TELEcom:UNFRamed:ERROR:RATE:USER?

Returns: <numeric>

:SOURCE:DATA:TELEcom:UNFRamed:ERROR:RATE:USER:ACTion <boolean>

<boolean> = 0 or OFF

1 or ON

User Value set as Error
Rate

Sets the user defined Error Add rate specified by

:SOURCE:DATA:TELEcom:UNFRamed:ERRor:RATE:USER <numeric>.

:SOURCE:DATA:TELEcom:UNFRamed:ERRor:RATE:USER:ACTion?

Returns: <boolean>

SOURce subsystem - Frequency Offset Test Function

:SOURce:CLOCK:UNFRamed:FOFFset <boolean>

<boolean> = 0 or OFF
1 or ON

Enables or disables the Clock Frequency Offset. The amount of Offset is set using :SOURce:CLOCK:UNFRamed:FOFFset:OFFSet <numeric>.

:SOURce:CLOCK:UNFRamed:FOFFset?

Returns: <boolean>

:SOURce:CLOCK:UNFRamed:FOFFset:OFFSet <numeric>

<numeric> = -90.00 to +90.00 ppm for all rates

Sets the amount of Clock Frequency Offset when Frequency Offset is enabled by setting :SOURce:CLOCK:UNFRamed:FOFFset <boolean> to ON.

:SOURce:CLOCK:UNFRamed:FOFFset:OFFSet?

Returns: <numeric>

SENSe subsystem - Receiver UNFRamed Settings Commands


:SENSe:DATA:TELEcom:UNFRamed:RATE <discrete>

<discrete> =	F10G7	10.71Gb/s
	F10G	9.95Gb/s
	F2G7	2.66Gb/s
	F2G5	2.48Gb/s
	F622M	622.08Mb/s
	F155M	155.52Mb/s
	F52M	51.84Mb/s

Sets the input rate for the instrument input port.

:SENSe:DATA:TELEcom:UNFRamed:RATE?

Returns: <discrete>



9

Status Reporting

Status Reporting	441
Status Register Hierarchy	480
Programmed Status Reporting	482



Status Reporting

The status reporting capability of the Instrument is provided by the STATus subsystem, its Status Registers and the Status Byte.

The following status registers are provided and conform to IEEE 488.2:

Table 8-1 Status Registers

Status Register	Description
Standard Event	This register is accessed using the command *ESR?
QUESTionable	Defined by SCPI.
OPERation	Defined by SCPI.
INSTRument	Monitors general instrument status.
DATA	Monitors specific instrument status.
Various	A number of status registers offering specific status monitoring capability.

General Status Register

The status registers conform to IEEE 488.2 and each comprises four registers as shown in Table 8-2. For the commands which access and control these registers, see "STATus subsystem".

Table 8-2 General Status Register

Condition Register

Monitors the defined Status conditions. There is no latching of conditions in this register, it is updated in real time.

Transition Filter	Determines whether positive or negative transitions (true or false) in the Condition Register set the Event Register.
Event Register	Latches the transient states that occur in the Condition Register as specified by the Transition Filter.
Event Enable Register	Masks the Event register, determining which of its bits set the summary bit in the Status Byte.

Status Byte

*STB? or a serial port - Returns the value of the Status Byte in numeric form.

*SRE <numeric> - Sets the Status Byte mask.

*SRE? - Returns the current mask setting in numeric form.

DB7	DB6	DB5	DB4	DB3	DB2	DB1	DB0
OPER	RQS	ESR	MAV	QUES	-	-	-

DB0	Not used, always read as 0.
DB1	Not used, always read as 0.
DB2	Not used, always read as 0.
DB3	QUES - QUEStionable Status register summary . Indicates that a bit has been set in the QUEStionable Status register.
DB4	MAV - Message Available. Remains set until err output messages are read from the Instrument.

- DB5 ESR - Event Status register summary . Indicates that a bit has been set in the Event Status register.
- DB6 RQS - Request Service. Set when an SRQ is generated for whatever reason. Cleared by SPOLL or *STB?
- DB7 OPER - OPERation Status register summary . Indicates that a bit has been set in the OPERation Status register

Standard Event Status Register

*ESR? - Returns the Standard Event Status Register value in numeric form.

*ESE <numeric> - Sets the event enable register mask.

*ESE? - Returns the current mask setting.

DB7	DB6	DB5	DB4	DB3	DB2	DB1	DB0
PWR	URQ	CME	EXE	DDE	QUE	RQC	OPC

- DB0 OPC - OPERation Complete
- DB1 RQC - Request Control.
- DB2 QUE - Query Error
- DB3 DDE - Device Dependent Error.
- DB4 EXE - Execution Error.
- DB5 CME - Command Error.
- DB6 URQ - User Request.
- DB7 PWR - Power On.

QUEStionable Status Register

Provides a summary of the DATA Status register.
 For related commands, see "STATus subsystem"
 Example: STATus:QUEStionable:EVENT?

DB15	DB14	DB13	DB12	DB11	DB10	DB9	DB8
-	CMW	-	-	-	-	DATA	-

DB7	DB6	DB5	DB4	DB3	DB2	DB1	DB0
-	-	-	-	-	-	-	-

- DB0 Not used, always read as 0
- DB1 Not used, always read as 0
- DB2 Not used, always read as 0
- DB3 Not used, always read as 0
- DB4 Not used, always read as 0
- DB5 Not used, always read as 0
- DB6 Not used, always read as 0
- DB7 Not used, always read as 0
- DB8 Not used, always read as 0
- DB9 DATA - DATA Status register summary .
- DB10 Not used, always read as 0
- DB11 Not used, always read as 0
- DB12 Not used, always read as 0
- DB13 Not used, always read as 0

DB14 CMW - Command Warning
 DB15 Not used, always read as 0

OPERation Status Register

Provides a summary of the INSTRument Status register, and reports when a measurement is being made.
 For related commands, see "STATus subsystem"
 Example: STATus:OPERation:EVENT?

DB15	DB14	DB13	DB12	DB11	DB10	DB9	DB8
-	-	INST	-	-	-	-	-

DB7	DB6	DB5	DB4	DB3	DB2	DB1	DB0
-	-	-	MEAS	-	-	-	-

DB0 Not used, always reads as 0
 DB1 Not used, always reads as 0
 DB2 Not used, always reads as 0
 DB3 Not used, always reads as 0
 DB4 MEAS - Measuring. Currently making a measurement
 DB5 Not used, always reads as 0
 DB6 Not used, always reads as 0
 DB7 Not used, always reads as 0
 DB8 Not used, always reads as 0
 DB9 Not used, always reads as 0
 DB10 Not used, always reads as 0

9 Status Reporting

DB11	Not used, always reads as 0
DB12	Not used, always reads as 0
DB13	INST - INSTRument Status register summary .
DB14	Not used, always reads as 0
DB15	Not used, always reads as 0

INSTRument Status Register

Reports the instrument Status.
 For related commands, see "STATus subsystem".
 Example: STATus:INSTRument:EVENT?

DB15	DB14	DB13	DB12	DB11	DB10	DB9	DB8
-	-	-	-	-	-	-	-

DB7	DB6	DB5	DB4	DB3	DB2	DB1	DB0
-	STP	STC	-	-	EOT	-	-

DB0	Reserved.
DB1	Reserved.
DB2	EOT - End Of Test period.
DB3	Not used, always read as 0
DB4	Not used, always read as 0
DB5	STC - Self Test complete.
DB6	STP - Last second period complete.
DB7	Reserved
DB8	Not used, always read as 0

DB9	Not used, always read as 0
DB10	Not used, always read as 0
DB11	Not used, always read as 0
DB12	Not used, always read as 0
DB13	Not used, always read as 0
DB14	Not used, always read as 0
DB15	Not used, always read as 0

DATA Status Register

Summarizes the alarm status registers shown.
 For related commands, see "STATUS subsystem".
 Example: STATus:DATA:EVENT?

DB15	DB14	DB13	DB12	DB11	DB10	DB9	DB8
-	ISUM	-	ONTS	-	-	-	-

DB7	DB6	DB5	DB4	DB3	DB2	DB1	DB0
PMAS	-	SPDH	-	-	SSUM	-	-

DB0	Not used, always read as 0.
DB1	Reserved
DB2	SSUM - SDH / SONET Status register summary
DB3	Not used, always read as 0.
DB4	Reserved
DB5	SPDH - SPDH Status register summary

9 Status Reporting

DB6	Reserved
DB7	PMASk - Pulse capture status register summary
DB8	Not used, always read as 0.
DB9	Not used, always read as 0.
DB10	Not used, always read as 0.
DB11	Reserved
DB12	OTNS - OTN Status Register Summary
DB13	Not used, always read as 0.
DB14	ISUM - ISUM Status register summary
DB15	Not used, always read as 0.

ISUMmary Status Register

Provides summarized alarm indications for each of the conditions, shown below, derived from the common major LEDs. Use this register to determine the Status of the instrument independent of its configuration. For related commands, see "STATus subsystem".

Example: STATus:ISUMmary:EVENT?

DB15	DB14	DB13	DB12	DB11	DB10	DB9	DB8
-	ERR	PSL	-	-	-	-	-

DB7	DB6	DB5	DB4	DB3	DB2	DB1	DB0
-	CSL	-	-	-	FRM	LOS	PLO

DB0

PLO - Power Loss.

DB1	LOS - Loss of Signal
DB2	FRM - Frame Alarm (LOF / OOF)
DB3	Reserved.
DB4	Reserved.
DB5	Reserved.
DB6	CSL - Transmitter Clock Synchronization Loss
DB7	Reserved.
DB8	Reserved.
DB9	Not used, always read as 0.
DB10	Not used, always read as 0.
DB11	Not used, always read as 0.
DB12	Not used, always read as 0.
DB13	PSL - Pattern sync loss
DB14	ERR - Errors detected
DB15	Not used, always read as 0.

SSUMmary Status Register

Provides summary alarm indications related to the SDH/SONET Signal.

For related commands, see "STATus subsystem"

Example: STATus:SSUMmary:EVENT?

DB15	DB14	DB13	DB12	DB11	DB10	DB9	DB8
-	-	-	-	-	-	-	-

DB7	DB6	DB5	DB4	DB3	DB2	DB1	DB0
-----	-----	-----	-----	-----	-----	-----	-----

9 Status Reporting

-	-	-	NGS/ NGSD	SDH4/ SON4	SDH3/ SON4	SDH2/ SON2	SDH/ SON
---	---	---	--------------	---------------	---------------	---------------	-------------

DB0	SDH/SON - SDH Status register summary.
DB1	SDH2/SON2 - SDH2/SON2 Status register summary.
DB2	SDH3/SON3 - SDH3/SON3 Status register summary.
DB3	SDH4/SON4 - SDH4/SON4 Status register summary.
DB4	NGS/NGSD - Next Generation SDH/SONet Status register summary
DB5	Not used, always read as 0.
DB6	Not used, always read as 0.
DB7	Not used, always read as 0.
DB8	Not used, always read as 0.
DB9	Not used, always read as 0.
DB10	Not used, always read as 0.
DB11	Not used, always read as 0.
DB12	Not used, always read as 0.
DB13	Not used, always read as 0.
DB14	Not used, always read as 0.
DB15	Not used, always read as 0.

SDH Status Register

Provides primary alarm indications related to the SDH Signal .
 For related commands, see "STATus subsystem".
 Example: STATus:SDH:EVENT?

DB15	DB14	DB13	DB12	DB11	DB10	DB9	DB8
-	-	LPRDI	TUAIS	TULOP	HPRDI	MSRDI	H4LOM

DB7	DB6	DB5	DB4	DB3	DB2	DB1	DB0
-	-	AUAIS	MSAIS	LOP	OOF	LOF	-

- DB0 Reserved.
- DB1 LOF - Loss Of Frame
- DB2 OOF - Out Of Frame
- DB3 LOP - Loss Of Pointer
- DB4 MSAIS - Multiplexer Section AIS
- DB5 AUAIS - AU AIS.
- DB6 Reserved.
- DB7 Reserved.
- DB8 H4LOM
- DB9 MSRDI - Multiplexer Section RDI.
- DB10 HPRDI - High Order Path RDI.
- DB11 TULOP - TU Loss Of Pointer
- DB12 TUAIS - TU AIS
- DB13 LPRDI - Low Order Path RDI.
- DB14 Reserved.
- DB15 Not used, always read as 0.

SDH2 Status Register

Provides miscellaneous SDH monitoring.
 For related commands, see "STATus subsystem".
 Example: STATus:SDH2:EVENT?

DB15	DB14	DB13	DB12	DB11	DB10	DB9	DB8
-	HPTIM	RSTIM	-	-	-	-	-

DB7	DB6	DB5	DB4	DB3	DB2	DB1	DB0
SIGW	K1K2	TMNDF	TNDF	TPADJ	MNDF	NDF	PADJ

- DB0 PADJ - AU Pointer Adjust.
- DB1 NDF - AU Pointer New Data Flag.
- DB2 MNDF - AU Pointer Missing New Data Flag.
- DB3 TPADJ - TU Pointer Adjust.
- DB4 TNDF - TU Pointer New Data Flag.
- DB5 TMNDF - TU Pointer Missing New Data Flag.
- DB6 K1K2 - K1K2 change.
- DB7 SIGW - SDH Signal Wizard in progress
- DB8 Reserved
- DB9 Reserved
- DB10 Reserved
- DB11 Reserved

DB12	Reserved
DB13	RSTIM - Regenerator Section Trace Identifier Mismatch
DB14	HPTIM - High-Order Path Trace Identifier Mismatch
DB15	Not used, always read as 0.

SDH3 Status Register

Provides SDH TCM monitoring.
 For related commands, see "STATUS subsystem".
 Example: STATUS:SDH3:EVENT?

DB15	DB14	DB13	DB12	DB11	DB10	DB9	DB8
-	-	LPV-CAIS	LPT-CUNEQ	LPT-CODI	LPTCRDI	LPTCI-AIS	LPT-CLOM

DB7	DB6	DB5	DB4	DB3	DB2	DB1	DB0
-	VCAIS	TCUNEQ	TCODI	TCRDI	TCIAIS	TCLOM	P1P0

DB0	P1P0 LOM.
DB1	TCLOM - TCM Loss of Multiframe.
DB2	TCIAIS - TCM Incoming AIS.
DB3	TCRDI - TCM Remote Defect Indication.
DB4	TCODI - TCM Outgoing Defect Indication.
DB5	TCUNEQ - TCM Unequipped.

9 Status Reporting

DB6	VCAIS - VC-AIS.
DB7	Not used, always read as 0.
DB8	LPTCLOM - Low order path TCM Loss of Multiframe
DB9	LPTCIAIS - Low order path TCM Incoming AIS
DB10	LPTCRDI - Low order path TCM Remote Defect Indication
DB11	LPTCODI - Low order path TCM Outgoing Defect Indication
DB12	LPTCUNEQ - Low order path TCM Unequipped
DB13	LPVCAIS - Low order path VC-AIS
DB14	Reserved
DB15	Not used, always read as 0.

SDH4 Status Register

Provides miscellaneous SDH monitoring. For related commands, see "STATUS subsystem".

Example: STATUS:SDH4:EVENT?

DB15	DB14	DB13	DB12	DB11	DB10	DB9	DB8
-	-	-	-	-	LPRFI	LPRDIC	LPRDIS

DB7	DB6	DB5	DB4	DB3	DB2	DB1	DB0
LPRDIP	LPUNE Q	LOPC	AISC	HPRDIC	HPRDIS	HPRDIP	HPUNE Q

DB0	HPUNEQ - High Order Path Un-equipped.
DB1	HPRDIP - High Order Enhanced RDI-P
DB2	HPRDIS - High Order Enhanced RDI-S
DB3	HPRDIC - High Order Enhanced RDI-C
DB4	AISC - Concatenated AIS
DB5	LOPC - Concatenated LOP
DB6	LPUNEQ - Low order path Un-equipped
DB7	LPRDIP - Low order path RDI Payload
DB8	LPRDIS - Low order path RDI Server
DB9	LPRDIC - Low order path RDI Connection
DB10	LPRFI - Low order path RFI
DB11	Reserved
DB12	Not used, always read as 0.
DB13	Not used, always read as 0.
DB14	Not used, always read as 0.
DB15	Not used, always read as 0.

SDH5 Status Register

Provides miscellaneous SDH monitoring. For related commands, see "STATUS subsystem". Example: STAtus:SDH5:EVENT?

DB15	DB14	DB13	DB12	DB11	DB10	DB9	DB8
------	------	------	------	------	------	-----	-----

9 Status Reporting

-	-	-	-	-	-	-	-
---	---	---	---	---	---	---	---

DB7	DB6	DB5	DB4	DB3	DB2	DB1	DB0
-	-	-	-	VCAT SQM	VCAT LOM	VCAT OOM2	VCAT OOM1

DB0	VCAT OOM1 - Virtual Concatenation Out of Multiframe Stage 1
DB1	VCAT OOM2 - Virtual Concatenation Out of Multiframe Stage 2
DB2	VCAT LOM - Virtual Concatenation Loss of Multiframe
DB3	VCAT SQM - Virtual Concatenation Loss of Sequence
DB4	Reserved
DB5	Not used, always read as 0.
DB6	Not used, always read as 0.
DB7	Not used, always read as 0.
DB8	Not used, always read as 0.
DB9	Not used, always read as 0.
DB10	Not used, always read as 0.
DB11	Not used, always read as 0.
DB12	Not used, always read as 0.
DB13	Not used, always read as 0.
DB14	Not used, always read as 0.

DB15 Not used, always read as 0.

NGSDh Status Register

Provides primary alarm indications related to the Next Generation SONET Signal.

For related commands, see "STATus subsystem".
 Example: STATus:NGSDh:EVENT?

DB15	DB14	DB13	DB12	DB11	DB10	DB9	DB8
-	-	-	-	-	-	-	-

DB7	DB6	DB5	DB4	DB3	DB2	DB1	DB0
-	-	LLLO	EFR	GLLO	LOCCS	LOCS	-

- DB0 Reserved
- DB1 LOCS - Loss of Client Signal (GFP)
- DB2 LOCCS - Loss of Client Character Synchronization (GFP)
- DB3 GLLO - GFP Link Loss
- DB4 EFRame - Erroneous Frame(LAPS)
- DB5 LLLoss - LAPS Link Loss
- DB6 Not used, always read as 0
- DB7 Not used, always read as 0
- DB8 Not used, always read as 0
- DB9 Not used, always read as 0
- DB10 Not used, always read as 0
- DB11 Not used, always read as 0

9 Status Reporting

DB12	Not used, always read as 0
DB13	Not used, always read as 0
DB14	Not used, always read as 0
DB15	Not used, always read as 0

SONet Status Register

Provides primary alarm indications related to the SONET Signal.

For related commands, see "STATUS subsystem".

Example: STATus:SONet:EVENT?

DB15	DB14	DB13	DB12	DB11	DB10	DB9	DB8
-	-	RDIV	AISV	LOPV	RDIP	RDIL	H4LOM

DB7	DB6	DB5	DB4	DB3	DB2	DB1	DB0
-	-	AISP	AISL	LOPP	SEF	LOF	-

DB0	Reserved.
DB1	LOF - Loss Of Frame
DB2	SEF - Severely Errored Frame Defect
DB3	LOPP - Loss Of Pointer (LOP-P).
DB4	AISL - Line AIS (AIS-L)
DB5	AISP - Path AIS (AIS-P).
DB6	Reserved.
DB7	Reserved.
DB8	H4LOM
DB9	RDIL - Line FERF (RDI-L).

DB10	RDIP - Path FERF (RDI-P).
DB11	LOPV - VT Loss Of Pointer (LOP-V).
DB12	AISV - VT Path AIS (AIS-V).
DB13	RDIV - VT Path FERF. (RDI-V).
DB14	Reserved.
DB15	Not used, always read as 0

SONet2 Status Register

Provides miscellaneous SONET monitoring.
 For related commands, see "STATUS subsystem".
 Example: STATUS:SONet2:EVENT?

DB15	DB14	DB13	DB12	DB11	DB10	DB9	DB8
-	TIMP	TIMS	-	-	-	-	-

DB7	DB6	DB5	DB4	DB3	DB2	DB1	DB0
SIGW	K1K2	TMNDF	TNDF	TPADJ	MNDF	NDF	PADJ

DB0	PADJ - SPE Pointer Adjust.
DB1	NDF - SPE Pointer New Data Flag
DB2	MNDF - SPE Pointer Missing New Data Flag
DB3	TPADJ - VT Pointer Adjust
DB4	TNDF - VT Pointer New Data Flag
DB5	TMNDF - VT Pointer Missing New Data Flag.
DB6	K1K2 - K1K2 change

9 Status Reporting

DB7	SIGW - Sonet Signal Wizard in progress
DB8	Reserved
DB9	Reserved
DB10	Reserved
DB11	Reserved
DB12	Reserved
DB13	TIMS - Section Trace Identifier Mismatch
DB14	TIMP - Path Trace Identifier Mismatch
DB15	Not used, always read as 0

SONet3 Status Register

Provides miscellaneous SONET monitoring. For related commands, see "STATus subsystem".

Example: STATus:SONet3:EVENT?

DB15	DB14	DB13	DB12	DB11	DB10	DB9	DB8
-	-	-	-	-	-	-	-

DB7	DB6	DB5	DB4	DB3	DB2	DB1	DB0
-	-	-	-	-	-	-	P1P0

DB0	P1P0 - P1P0 LOM.
DB1	Reserved
DB2	Reserved

DB3	Reserved
DB4	Reserved
DB5	Reserved
DB6	Reserved
DB7	Not used, always read as 0.
DB8	Reserved
DB9	Reserved
DB10	Reserved
DB11	Reserved
DB12	Reserved
DB13	Reserved
DB14	Reserved
DB15	Not used, always read as 0.

SONet4 Status Register

Provides miscellaneous SONET monitoring.
 For related commands, see "STATUS subsystem".
 Example: STATus:SONet4:EVENT?

DB15	DB14	DB13	DB12	DB11	DB10	DB9	DB8
-	-	-	-	PDIP	-	-	-

DB7	DB6	DB5	DB4	DB3	DB2	DB1	DB0
-	-	LOPC	AISC	HPRDIP C	HPRDIP S	HPRDIP P	UNEQP

DB0 UNEQP - High Order Path Un-

	equipped.
DB1	HPRDIPP - High Order Enhanced RDI-P
DB2	HPRDIPS - High Order Enhanced RDI-S
DB3	HPRDIPC - High Order Enhanced RDI-C
DB4	AISC - Concatenated AIS
DB5	LOPC - Concatenated LOP
DB6	Reserved
DB7	Reserved
DB8	Reserved
DB9	Reserved
DB10	Not used, always read as 0.
DB11	PDI-P - Payload Defect Indicator
DB12	Not used, always read as 0.
DB13	Not used, always read as 0.
DB14	Not used, always read as 0.
DB15	Not used, always read as 0.

SONet5 Status Register

Provides miscellaneous SONET monitoring.
 For related commands, see "STATus subsystem".
 Example: STATus:SONet5:EVENT?

DB15	DB14	DB13	DB12	DB11	DB10	DB9	DB8
------	------	------	------	------	------	-----	-----

-	-	-	-	-	-	-	-
---	---	---	---	---	---	---	---

DB7	DB6	DB5	DB4	DB3	DB2	DB1	DB0
-	-	-	-	VCAT SQM	VCAT LOM	VCAT OOM2	VCAT OOM1

- DB0 VCAT OOM1 - Virtual Concatenation
Out of Multiframe Stage 1
- DB1 VCAT OOM2 - Virtual Concatenation
Out of Multiframe Stage 2
- DB2 VCAT LOM - Virtual Concatenation
Loss of Multiframe
- DB3 VCAT SQM - Virtual Concatenation
Loss of Sequence
- DB4 Reserved
- DB5 Not used, always read as 0.
- DB6 Not used, always read as 0.
- DB7 Not used, always read as 0.
- DB8 Not used, always read as 0.
- DB9 Not used, always read as 0.
- DB10 Not used, always read as 0.
- DB11 Not used, always read as 0.
- DB12 Not used, always read as 0.
- DB13 Not used, always read as 0.
- DB14 Not used, always read as 0.

DB15 Not used, always read as 0.

NGSonet Status Register

Provides primary alarm indications related to the Next Generation SONET Signal. For related commands, see "STATUS subsystem". Example: STATUS:NGS:EVENT?

DB15	DB14	DB13	DB12	DB11	DB10	DB9	DB8
-	-	-	-	-	-	-	-

DB7	DB6	DB5	DB4	DB3	DB2	DB1	DB0
-	-	LLLO	EFR	GLLO	LOCCS	LOCS	-

- DB0 Reserved
- DB1 LOCS - Loss of Client Signal (GFP)
- DB2 LOCCS - Loss of Client Character Synchronization (GFP)
- DB3 GLLO - GFP Link Loss
- DB4 EFRame - Erroneous Frame(LAPS)
- DB5 LLLOss - LAPS Link Loss
- DB6 Not used, always read as 0
- DB7 Not used, always read as 0
- DB8 Not used, always read as 0
- DB9 Not used, always read as 0
- DB10 Not used, always read as 0
- DB11 Not used, always read as 0
- DB12 Not used, always read as 0

DB13 Not used, always read as 0
 DB14 Not used, always read as 0
 DB15 Not used, always read as 0

OTNSummary Status Register

Provides summary alarm indications related to the OTN Signal

For related commands, see "STATus subsystem".

Example: STATus:OTNSummary:EVENT?

DB15	DB14	DB13	DB12	DB11	DB10	DB9	DB8
-	-	-	-	-	-	-	-

DB7	DB6	DB5	DB4	DB3	DB2	DB1	DB0
-	-	-	-	-	ODU	OTU	OTN

DB0 OTN Status Register Summary
 DB1 OTU Status Register Summary
 DB2 ODU Status Register Summary
 DB3 Not used, always read as 0.
 DB4 Not used, always read as 0.
 DB5 Not used, always read as 0.
 DB6 Not used, always read as 0.
 DB7 Not used, always read as 0.
 DB8 Not used, always read as 0.
 DB9 Not used, always read as 0.
 DB10 Not used, always read as 0.

9 Status Reporting

DB11	Not used, always read as 0.
DB12	Not used, always read as 0.
DB13	Not used, always read as 0.
DB14	Not used, always read as 0.
DB15	Not used, always read as 0.

OTN Status Register

Provides primary alarm indications related to the OTN Signal .

For related commands, see "STATUS subsystem"

Example: STATUS:OTN:EVENT?

DB15	DB14	DB13	DB12	DB11	DB10	DB9	DB8
-	-	-	-	-	-	-	-

DB7	DB6	DB5	DB4	DB3	DB2	DB1	DB0
-	-	FECOFF	LOM	OOM	OOF	LOF	-

DB0	Reserved.
DB1	LOF - Loss Of Frame
DB2	OOF - Out Of Frame
DB3	OOM - Out of Multiframe
DB4	LOM - Loss of Multiframe
DB5	FECOFF - FEC All Zeroes
DB6	Not used, always read as 0.
DB7	Not used, always read as 0.
DB8	Not used, always read as 0.

DB9	Not used, always read as 0.
DB10	Not used, always read as 0.
DB11	Not used, always read as 0.
DB12	Not used, always read as 0.
DB13	Not used, always read as 0.
DB14	Not used, always read as 0.
DB15	Not used, always read as 0.

OTUNit Status Register

Provides primary alarm indications related to the OTN OTU Signal .

For related commands, see STATUS subsystem

Example: STATUS:OTUNit:EVENT?

DB15	DB14	DB13	DB12	DB11	DB10	DB9	DB8
-	-	-	-	-	-	-	-

DB7	DB6	DB5	DB4	DB3	DB2	DB1	DB0
-	-	-	-	-	IAE	BDI	AIS

DB0	AIS - Alarm Indication Signal
DB1	BDI - Backwards Defect Indicator
DB2	IAE - Incoming Alignment Error
DB3	Not used, always read as 0.
DB4	Not used, always read as 0.
DB5	Not used, always read as 0.
DB6	Not used, always read as 0.

9 Status Reporting

DB7	Not used, always read as 0.
DB8	Not used, always read as 0.
DB9	Not used, always read as 0.
DB10	Not used, always read as 0.
DB11	Not used, always read as 0.
DB12	Not used, always read as 0.
DB13	Not used, always read as 0.
DB14	Not used, always read as 0.
DB15	Not used, always read as 0.

ODUNit Status Register

Provides primary alarm indications related to the OTN ODU Signal .

For related commands, see STATus subsystem.

Example: STATus:ODUNit:EVENT?

DB15	DB14	DB13	DB12	DB11	DB10	DB9	DB8
-	-	-	-	-	-	-	-

DB7	DB6	DB5	DB4	DB3	DB2	DB1	DB0
-	-	-	-	LCK	OCI	BDI	AIS

DB0	AIS - Alarm Indication Signal
DB1	BDI - Backwards Defect Indicator
DB2	OCI - Open Connection Indication
DB3	LCK - Locked Indication
DB4	Not used, always read as 0.

DB5	Not used, always read as 0.
DB6	Not used, always read as 0.
DB7	Not used, always read as 0.
DB8	Not used, always read as 0.
DB9	Not used, always read as 0.
DB10	Not used, always read as 0.
DB11	Not used, always read as 0.
DB12	Not used, always read as 0.
DB13	Not used, always read as 0.
DB14	Not used, always read as 0.
DB15	Not used, always read as 0.

SPDH Status Register

Provides alarm indications related to the Structured PDH Signal .

For related commands, see "STATus subsystem".

Example: STATus:SPDH:EVENT?

DB15	DB14	DB13	DB12	DB11	DB10	DB9	DB8
-	-	-	-	-	-	-	-

DB7	DB6	DB5	DB4	DB3	DB2	DB1	DB0
DS2	-	DS1	DS3	M2	M8	M34	M140

DB0 M140 - M140 Status register summary

DB1 M34 - M34 Status register summary

9 Status Reporting

DB2	M8 - M8 Status register summary
DB3	M2 - M2 Status register summary
DB4	DS3 - DS3 Status register summary
DB5	DS1 - DS1 Status register summary
DB6	Reserved
DB7	DS2 - DS2 Status register summary
DB8	Reserved
DB9	Reserved
DB10	Reserved
DB11	Reserved
DB12	Reserved
DB13	Reserved
DB14	Reserved
DB15	Not used, always read as 0

M140 Status Register

Provides alarm indications related to the Structured PDH 140 Mb/s Signal .

For related commands, see "STATUS subsystem".

Example: STATus:M140:EVENT?

DB15	DB14	DB13	DB12	DB11	DB10	DB9	DB8
-	-	-	-	MIN	RAI	-	-

DB7	DB6	DB5	DB4	DB3	DB2	DB1	DB0
-	-	AIS	-	-	-	LOF	-

DB0	Reserved.
DB1	LOF - Loss Of Frame
DB2	Not used, always read as 0
DB3	Not used, always read as 0
DB4	Not used, always read as 0
DB5	AIS - Alarm Indication Sequence
DB6	Not used, always read as 0
DB7	Not used, always read as 0
DB8	Not used, always read as 0
DB9	Not used, always read as 0
DB10	RAI - Remote Alarm
DB11	MIN - Minor Alarm
DB12	Reserved.
DB13	Reserved.
DB14	Not used, always read as 0
DB15	Not used, always read as 0

M34 Status Register

Provides alarm indications related to the Structured PDH 34 Mb/s Signal .

For related commands, see "STATus subsystem".

Example: STATus:M34:EVENT?

DB15	DB14	DB13	DB12	DB11	DB10	DB9	DB8
-	-	-	-	MIN	RAI	-	-

9 Status Reporting

DB7	DB6	DB5	DB4	DB3	DB2	DB1	DB0
-	-	AIS	-	-	-	LOF	-

DB0	Reserved.
DB1	LOF - Loss Of Frame
DB2	Not used, always read as 0
DB3	Not used, always read as 0
DB4	Not used, always read as 0
DB5	AIS - Alarm Indication Sequence
DB6	Not used, always read as 0
DB7	Not used, always read as 0
DB8	Not used, always read as 0
DB9	Not used, always read as 0
DB10	RAI - Remote Alarm
DB11	MIN - Minor Alarm
DB12	Reserved.
DB13	Reserved.
DB14	Not used, always read as 0
DB15	Not used, always read as 0

M8 Status Register

Provides alarm indications related to the Structured PDH 8 Mb/s Signal .

For related commands, see "STATus subsystem.

Example: STATus:M8:EVENT?

DB15	DB14	DB13	DB12	DB11	DB10	DB9	DB8
-	-	-	-	MIN	RAI	-	-

DB7	DB6	DB5	DB4	DB3	DB2	DB1	DB0
-	-	AIS	-	-	-	LOF	-

- DB0 Reserved.
- DB1 LOF - Loss Of Frame
- DB2 Not used, always read as 0
- DB3 Not used, always read as 0
- DB4 Not used, always read as 0
- DB5 AIS - Alarm Indication Sequence
- DB6 Not used, always read as 0
- DB7 Not used, always read as 0
- DB8 Not used, always read as 0
- DB9 Not used, always read as 0
- DB10 RAI - Remote Alarm
- DB11 MIN - Minor Alarm
- DB12 Not used, always read as 0
- DB13 Not used, always read as 0
- DB14 Not used, always read as 0
- DB15 Not used, always read as 0

M2 Status Register

9 Status Reporting

Provides alarm indications related to the Structured PDH 2 Mb/s Signal .

For related commands, see "STATus subsystem".

Example: STATus:M2:EVENT?

DB15	DB14	DB13	DB12	DB11	DB10	DB9	DB8
-	-	-	-	MIN	RAI	-	-

DB7	DB6	DB5	DB4	DB3	DB2	DB1	DB0
-	-	AIS	-	CAS	RMFR	LOF	-

DB0	Reserved.
DB1	LOF - Loss Of Frame
DB2	RMFR - Remote Multiframe Alarm.
DB3	CAS - CAS Multiframe Loss
DB4	Reserved.
DB5	AIS - Alarm Indication Sequence
DB6	Not used, always read as 0
DB7	Not used, always read as 0
DB8	Not used, always read as 0
DB9	Not used, always read as 0
DB10	RAI - Remote Alarm
DB11	MIN - Minor Alarm
DB12	Not used, always read as 0
DB13	Not used, always read as 0
DB14	Not used, always read as 0

DB15 Not used, always read as 0

DS3 Status Register

Provides alarm indications related to the T-Carrier DS3 Signal

For related commands, see "STATUS subsystem".

Example: STATUS:DS3:EVENT?

DB15	DB14	DB13	DB12	DB11	DB10	DB9	DB8
-	FMM	IDLE	EXZ	-	RAI	-	-

DB7	DB6	DB5	DB4	DB3	DB2	DB1	DB0
-	-	AIS	MFM	-	OOF	-	-

- DB0 Reserved.
- DB1 Not used, always read as 0
- DB2 OOF - Out Of Frame
- DB3 Not used, always read as 0
- DB4 MFM - Multiframe Loss
- DB5 AIS - Alarm Indication Sequence
- DB6 Not used, always read as 0
- DB7 Not used, always read as 0
- DB8 Reserved.
- DB9 Reserved.
- DB10 RAI - Remote Alarm. (FERF)
- DB11 Not used, always read as 0
- DB12 EXZ - Excess Zeros

9 Status Reporting

DB13	IDLE - Idle
DB14	FMM - Frame Mismatch
DB15	Not used, always read as 0

DS2 Status Register

Provides alarm indications related to the T-Carrier DS2 Signal

For related commands, see "STATus subsystem".

Example: STATus:DS2:EVENT3F

DB15	DB14	DB13	DB12	DB11	DB10	DB9	DB8
-	-	-	-	-	-	-	-

DB7	DB6	DB5	DB4	DB3	DB2	DB1	DB0
-	-	-	-	-	OOF	-	-

DB0	Not used, always read as 0
DB1	Not used, always read as 0
DB2	OOF - Out Of Frame
DB3	Not used, always read as 0
DB4	Not used, always read as 0
DB5	Not used, always read as 0
DB6	Not used, always read as 0
DB7	Not used, always read as 0
DB8	Not used, always read as 0
DB9	Not used, always read as 0
DB10	Not used, always read as 0

DB11	Not used, always read as 0
DB12	Not used, always read as 0
DB13	Not used, always read as 0
DB14	Not used, always read as 0
DB15	Not used, always read as 0

DS1 Status Register

Provides alarm indications related to the T-Carrier DS1 Signal

For related commands, see "STATUS subsystem".

Example: STATUS:DS1:EVENT?

DB15	DB14	DB13	DB12	DB11	DB10	DB9	DB8
LPDN	LPUP	IDLE	EXZ	-	RAI	-	-

DB7	DB6	DB5	DB4	DB3	DB2	DB1	DB0
-	-	AIS	-	-	OOF	-	-

DB0	Reserved.
DB1	Not used, always read as 0
DB2	OOF - Out Of Frame
DB3	Not used, always read as 0
DB4	Not used, always read as 0
DB5	AIS - Alarm Indication Sequence
DB6	Not used, always read as 0
DB7	Not used, always read as 0
DB8	Not used, always read as 0

9 Status Reporting

DB9	Not used, always read as 0
DB10	RAI - Remote Alarm. (FERF).
DB11	Not used, always read as 0
DB12	EXZ - Excess Zeros
DB13	IDLE - Idle
DB14	DS1 Inband Loop Up code detected
DB15	DS1 Inband Loop Down code detected

PMASK Status Register

Provides alarm indications related to the Pulse Capture and mask comparison feature.

For related commands, see "STATus subsystem".

Example: STATus:PMASK:EVENT?

DB15	DB14	DB13	DB12	DB11	DB10	DB9	DB8
-	-	-	-	-	-	-	-

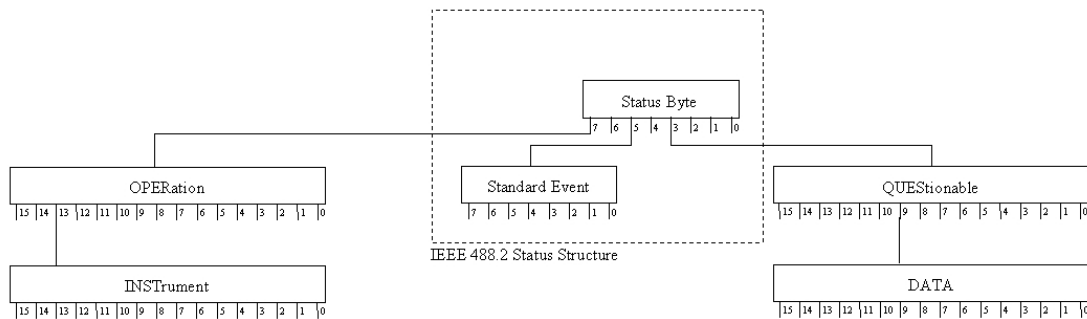
DB7	DB6	DB5	DB4	DB3	DB2	DB1	DB0
-	-	-	-	PNEG	PPOS	PCM	PCT

DB0	PCT - Pulse capture timeout
DB1	PCM - Pulse capture and pulse fitting complete
DB2	PPOS - Successful positive pulse fit, (wait for PCM)
DB3	PNEG - Successful negative pulse fit, (wait for PCM)

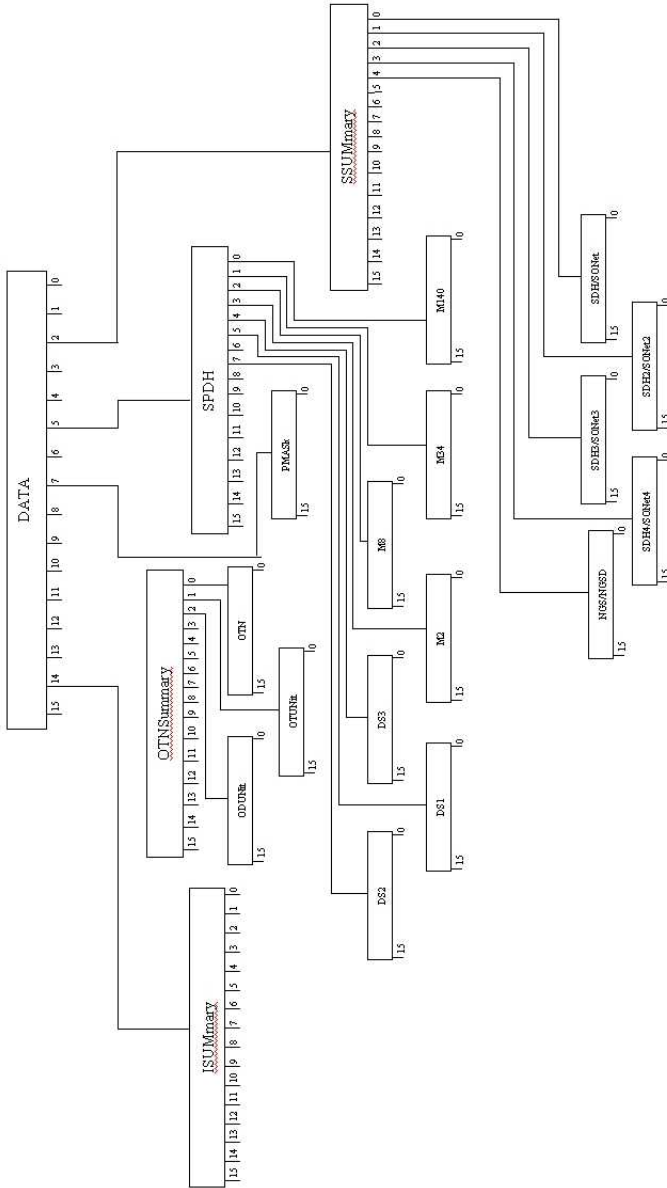
DB4	Not used, always read as 0
DB5	Not used, always read as 0
DB6	Not used, always read as 0
DB7	Not used, always read as 0
DB8	Not used, always read as 0
DB9	Not used, always read as 0
DB10	Not used, always read as 0
DB11	Not used, always read as 0
DB12	Not used, always read as 0
DB13	Not used, always read as 0
DB14	Not used, always read as 0
DB15	Not used, always read as 0

Status Register Hierarchy

The following diagram shows the top level hierarchy.



The following diagram fills out the detail of the DATA register hierarchy.



Programmed Status Reporting

When a condition is detected, a summary bit is generated by the Status Register which detects the condition. This summary bit, in most cases, passes through other Status Registers before affecting the Status Byte. These other Status Registers also generate a summary bit. By setting the Event Enable Register mask in all registers in the chain, the status condition can be reported.

When implementing Status reporting into your programming, consider the following with reference to the Status Registers Relationship diagram in the "Status Register Hierarchy".

Programming Interrupts

1) Define which conditions you want reported. To do this, set the Event Enable Register mask of the Status Register that first detects the defined conditions. Set the Event Enable Register mask of all subsequent Status Registers between the reporting Status Register and the Status Byte. Using an example from the SDH Status Register:

LOS + LOF

:STAT:SDH:ENAB 3	Set the SDH event enable register to summarize for LOF(2) + LOS (1)
:STAT:SDH:PTR 3;NTR 0	Transition filter passes positive transitions bits 0 and 1.
:STAT:DATA:ENAB 4	Set the DATA event enable register to summarize for SDH(4)
:STAT:DATA:PTR 4;NTR 0	Transition filter passes positive transitions bit 2.
:STAT:QUES:ENAB 512	Set the QUES event enable register to summarize for DATA(512)
:STAT:QUES:PTR 512;NTR 0	Transition filter passes positive transitions bit 9.



10

General Information

SCPI Overview 487

GPIB Universal Commands 488

This chapter contains general remote control information. In particular, the background of SCPI and GPIB meta messages.



SCPI Overview

Standard Commands for Programmable Instruments (SCPI) is a standard of the SCPI Consortium (<http://www.scpiconsortium.org>) that provides guidelines for remote programming commands for instruments. The goal of SCPI is to reduce Automatic Test Equipment (ATE) program development time. It accomplishes this by providing a consistent programming environment for instrument control and data usage. This programming environment uses defined programming messages, instrument responses, and data formats across all SCPI instruments, regardless of manufacturer.

SCPI is based on two IEEE standards:

- ANSI/IEEE Standard 488.1-1987, IEEE Standard Digital Interface for Programmable Instrumentation
- ANSI/IEEE Standard 488.2-1987, IEEE Standard Codes, Formats, Protocols, and Common Commands. For use with ANSI/IEEE Standard 488.1-1987, IEEE Standard Digital Interface for Programmable Instrumentation

GPIB Universal Commands

The Required Commands perform the most basic remote functions over GPIB and are common to all GPIB controllable instruments. They are hardwired via the cabling present in the GPIB connection and are often referred to as meta-messages. The commands are as follows:-

- DEVICE CLEAR
- SERIAL POLL
- REMOTE ENABLE
- LOCAL LOCKOUT
- GO TO LOCAL

Device Clear (CLEAR)

This command will initialize the instrument GPIB hardware.

The command format using HP 200/300 Series Basic, for example is:

CLEAR 705 (where 7 is the Bus I/O select code and 05 is the device address).

Serial Poll (SPOLL)

A serial poll will retrieve the value of the primary status byte. This byte contains useful information about the current state of the instrument.

for example:

SPOLL(705) (where 7 is the Bus I/O select code and 05 is the device address).

Remote Enable (REMOTE)

This command instructs the instrument to enter the REMOTE state and be ready to accept configuration commands.

An example command using some forms of the Basic programming language is:

REMOTE (705)

Local Lockout (LOCAL LOCKOUT)


This command is not implemented in the instrument at this time.

Local (LOCAL)

The Local command returns the instrument from Remote operation to local front panel control. Once received, the instrument will only respond to query commands.

An example command using some forms of the Basic programming language is:

```
LOCAL 705
```

11

Backwards Compatibility

Backwards Compatibility	493
Commands Provided for Backward Compatibility	496
Results Provided for Backward Compatibility	553
Backwards Compatibility of STATUS commands	556
OmniBER 718 Features/Commands Not Supported	561
OmniBER 718 SENSE:DATA Results Not Supported	565
OmniBER 718 features with no SCPI support	567
Workarounds for Incompatible OmniBER 718 Commands	569
Workarounds for Incompatible OmniBER 718 SENSE:DATA Results	572



Backwards Compatibility

When developing test programs for the OmniBER OTN, it is possible to reduce development time by adapting existing test programs you may have written for the OmniBER 718. This chapter documents the compatibility of the SCPI (Standard Commands for Programmable Instruments) commands between the OmniBER OTN and the OmniBER 718.

Please refer to the preceding chapters for information on SCPI command formats and for a list of commands for the OmniBER OTN.

Please also refer to the OmniBER 718 Remote Control manual for information on the SCPI commands supported by that product.

There is a high degree of functional compatibility between the SCPI commands supported by the OmniBER OTN and OmniBER 718. That is to say, for features supported in both products, e.g. BER testing at 2.5 Gb/s, most commands are identical.

However, due to differences in functionality there are some differences in the operation and the inter-dependencies of commands. When reviewing commands used with OmniBER 718 instrument for reuse with the OmniBER OTN you are encouraged to migrate to the new, 'preferred', commands (This will minimize future compatibility issues with test programs).

Commands listed in this chapter as being provided for backwards compatibility may not be provided in future versions of the OmniBER OTN. When using commands that are provided for backward compatibility consideration should be given to the secondary effects of these commands, such as default values or stored settings of associated functionality. The secondary effects may differ from instrument model to model so should not be relied upon.

NOTE

The use of "|" throughout this Manual to indicate node or parameter aliasing. For example, SOURCE:DATA:TELEcom:SDH|SONet:PAYLoad

This chapter is structured as follows

1. Commands Provided for Backward Compatibility

These are commands which are identical to the OmniBER 718 command, but have been added to the OmniBER OTN command set to make the OTN compatible.

Under each command there will be one or more, slightly different, 'preferred' command(s) in the OmniBER OTN that will perform the same function. These 'preferred' commands should be used for any future development. Also under each command, the 'Limitations' subheading will identify any restrictions relevant to the existing instrument functionality. Further information regarding any missing or unsupported parameters should be obtained from the instrument specifications.

2. Results Provided for Backward Compatibility

These are results which are identical to the OmniBER 718 :SENSe:DATA? results, but have been added to the OmniBER OTN :SENSe:DATA? results set to make the OTN compatible.

3. OmniBER 718 Features/Commands Not Supported

This section lists OmniBER 718 commands for features, and therefore SCPI commands, which are NOT supported in the OmniBER OTN e.g. ATM and POS.

4. Backwards Compatibility of STATus commands

This section details the compatibility of the STATus subsystem.

5. OmniBER 718 SENSe:DATA Results Not Supported

This section lists OmniBER 718 SENSE:DATA? results which are NOT supported in the OmniBER OTN e.g. ATM and POS results.

6. OmniBER 718 features with no SCPI support

Commands for features supported in both instruments but NO SCPI support in OmniBER OTN.

7. Workarounds for Incompatible OmniBER 718 Commands

Commands for which there is a workaround in the OmniBER OTN. For example, some commands are common between the two instruments but support different parameters. In these instances there is usually (at least) one parameter which is also common.

8. Workarounds for Incompatible OmniBER 718 SENSE:DATA Results

:SENSE:DATA? results for which there is a workaround in the OmniBER OTN. For example, some results are similar between the two instruments but have differences in the measurement or calculation methods.

Commands Provided for Backward Compatibility

For parameter details of the backward compatible commands please refer to the SCPI manual for your OmniBER 718 instrument.

For longer-term support it is recommended that the preferred commands belonging to the command set of your OmniBER OTN be used where possible.

As a result of changes to international standards and functional differences between the OmniBER OTN and the OmniBER 718 instruments, some parameter values for older commands may be unavailable in the OmniBER OTN and visa-versa. Please refer to the appropriate instrument manuals to determine the functionality available.

In addition, some SCPI commands provided in the OmniBER OTN reuse a command header from earlier OmniBER 718 but have a limited functional or parameter overlap. Where practical, backwards compatibility has been provided. Again, the preferred commands or parameter values are recommended for future use.

:FETCh

:FETCh:....:SDH|SONet:TRIButary:..?

Limitations:

Preferred: This nodename alias is universal throughout this manual.
:FETCh:....:SDH:TU:... or
:FETCh:....:SONet:VT:...

See also:

:FETCh:ARRAy:DATA:TELEcom:SDH|SONet:OVERhead?
<numeric>,<numeric>,<numeric>

Limitations:

Preferred: :SENSe:DATA:TELEcom:SDH | SONet:
OVERhead:CHANnel
:FETCh:ARRay:DATA:TELECOM:SDH |
SONet:OVERhead:DATA?

See also:

:FETCh:ARRay:DATA:TELEcom:SDH | SONet:POVerhead? <numeric>

Limitations:

Preferred: :FETCh:ARRay:DATA:TELECOM:SDH |
SONet:POVerhead:DATA?

See also:

:FETCh:SCALar:DATA:TELEcom:SDH | SONet:OVERhead?
<numeric>,<numeric>,<discrete>

Limitations:

Preferred: :SENSe:DATA:TELEcom:SDH | SONet:
OVERhead:CHANnel
:FETCh:SCALar:DATA:TELECOM:SDH
| SONet:OVERhead:DATA?

See also:

:FETCh:SCALar:DATA:TELEcom:SDH | SONet:POVerhead? <discrete>

Limitations:

11 Backwards Compatibility

Preferred: :FETCh:SCALAr:DATA:TELECOM:SDH
|SONet:POVerhead:DATA?

See also:

:FETCh:SCALAr:DATA:TELEcom:SDH|SONet:TRIButary:POVerhead:SLAbel

Limitations:

Preferred: :FETCh:SCALAr:DATA:TELECOM:SDH
|SONet:POVerhead:DATA?

See also:

:FETCh:STRing:DATA:TELEcom:SDH|SONet:K1?

Limitations:

Preferred: :FETCh:SCALAr:DATA:TELEcom:SDH|
SONet:OVERhead:K1?

See also:

:FETCh:STRing:DATA:TELEcom:SDH|SONet:K2?

Limitations:

Preferred: :FETCh:SCALAr:DATA:TELEcom:SDH|
SONet:OVERhead:K2?

See also:

:FETCh:STRing:DATA:TELEcom:SDH|SONet:S1?

Limitations:

Preferred: :FETCh:SCALAr:DATA:TELEcom:SDH |
SONet:OVERhead:S1?

See also:

:INPut:TELEcom

:INPut:TELEcom:OC3|OPT1:INTErface <discrete>

:INPut:TELEcom:OC12|OPT4:INTErface <discrete>

:INPut:TELEcom:OC48|OPT16:INTErface <discrete>

Limitations: Also affects interface state of other
OCn or OPTn types

Parameter values not supported
MONitor

Preferred: :INPut:TELEcom:INTErface

See also:

This command is queryable using the standard query method.

:INPut:TELEcom:OC3|OPT1:RATE <discrete>

:INPut:TELEcom:OC12|OPT4:RATE <discrete>

:INPut:TELEcom:OC48|OPT16:RATE <discrete>

Limitations: Also affects the line rate of other OCn
or OPTn types

Preferred: :SENSe:DATA:TELEcom:SDH | SONet:

RATE

See also:

This command is querable using the standard query method.

:INPut:TELEcom:SDH|SONet:GAIN <discrete>

Limitations:

Preferred: :INPut:TELEcom:GAIN

See also:

This command is querable using the standard query method.

:INPut:TELEcom:SDH|SONet:LEVel <discrete>

Limitations:

Preferred: :INPut:TELEcom:LEVel

See also:

This command is querable using the standard query method.

:INPut:TELEcom:SPDH:INSert:CODE <discrete>

Limitations:

Preferred: :INPut:TELEcom:SPDH:TSIGnal:PAYLo
ad:CODE

See also:

The corresponding queries return the drop and insert line code in discrete form.

:INPut:TELEcom:SPDH:BALance <discrete>

Limitations:

Preferred: :INPut:TELeCom:TERMination

See also:

This command is querable using the standard query method.

:INSTrument

:INSTrument:COUPle <discrete>

Limitations: Supported parameter values: Old
RTTX, Preferred TXRX
Old TTRX, Preferred RXTX

Preferred:

See also:

:OUTPut:TELeCom

:OUTput:TELeCom:OC3|OPT1:RATE <discrete>

:OUTPut:TELeCom:OC12|OPT4:RATE <discrete>

:OUTPut:TELeCom:OC48|OPT16:RATE <discrete>

:OUTPut:TELeCom:SDH|SONet:RATE <discrete>

Limitations: Also affects the line rate of other OCn
or OPTn types

Preferred: :SOURce:DATA:TELeCom:SDH|SONet
:RATE

11 Backwards Compatibility

See also:

This command is querable using the standard query method.

:OUTPut:TELEcom:SPDH:RATE <discrete>

Limitations: Affects the line rate of all SPDH types

Preferred: :SOURce:DATA:TELEcom:SPDH:RATE

See also:

This command is querable using the standard query method.

:OUTPut:TELEcom:OC3|OPT1:LASer <boolean>

:OUTPut:TELEcom:OC12|OPT4:LASer <boolean>

:OUTPut:TELEcom:OC48|OPT16:LASer <boolean>

Limitations: Affects the LASer state of all OCn and
OPTn types

Preferred: :OUTPut:TELEcom:LASer

See also:

This command is querable using the standard query method.

:OUTPut:TELEcom:OC3|OPT1:WAVelength <discrete>

:OUTPut:TELEcom:OC12|OPT4: WAVelength <discrete>

:OUTPut:TELEcom:OC48|OPT16: WAVelength <discrete>

Limitations: Affects the wavelength of all OCn and
OPTn types

Preferred: :OUTPut:TELEcom:WAVelength

See also:

This command is querable using the standard query method.

:OUTPut:TELEcom:SPDH:CODE <discrete>

Limitations: Affects the line code of all SPDH
types

Preferred: :OUTPut:TELEcom:CODE

See also:

This command is querable using the standard query method.

:OUTPut:TELEcom:SPDH:DROP:CODE <discrete>

Limitations:

Preferred: :OUTPut:TELEcom:SPDH:TSIGnal:PAY
Load:CODE

See also:

The corresponding queries return the drop and insert line
code in discrete form.

:OUTPut:TELEcom:SPDH:LEVel <discrete>

Limitations:

Preferred: :OUTPut:TELEcom:LEVel

See also:

This command is querable using the standard query method.

:OUTPut:TELEcom:SPDH:BALance <discrete>

Limitations:

Preferred: :OUTPut:TELEcom:TERMination

See also:

This command is querable using the standard query method.

:SOURce:CLOCK

:SOURce:CLOCK:SDH|SONet:FOFFset:OFFSet <numeric><suffix>

Limitations: Default suffix now PPM, ratio no longer supported

Preferred: :SOURce:CLOCK:SDH|SONet:FOFFset:OFFSet <numeric>

See also:

This command is querable using the standard query method.

:SOURce:CLOCK:SDH|SONet:FORMat <discrete>

Limitations: Also affects the setting of clock format

Parameter values not supported: K64

Preferred: :SOURce:CLOCK:FORMat <discrete>

See also:

This command is querable using the standard query method.

:SOURce:CLOCK:SDH|SONet:SOURce <discrete>

Limitations: Affects the settings for all clock sources, not just SDH|SONET

Parameter values not supported:
RMON0 | RMN1 | RMON1 | RMN3 |
RMON4 | RMN12

Preferred: :SOURce:CLOCK:SOURce
:SOURce:CLOCK:RECovered

See also:

This command is querable using the standard query method.

:SOURce:CLOCK:SPDH:SOURce <discrete>

Limitations: Affects the settings for all clock sources, not just SPDH.

Preferred: :SOURce:CLOCK:SOURce
:SOURce:CLOCK:RECovered

See also:

This command is querable using the standard query method.

:SOURce:CLOCK:SPDH:FORMat <discrete>

Limitations: Affects the settings for all clock sources, not just SPDH.

Preferred: :SOURce:CLOCK:FORMat

See also:

This command is queryable using the standard query method.

`:SOURce:CLOCK:SPDH:M2|M8|M34|M140|DS3|DS1:FOFFSet <discrete>`

Limitations: All commands affect the same clock offset

Parameter values not supported:
PMAX, NMAX

Preferred: `:SOURce:CLOCK:SPDH:FOFFset`

See also:

This command is queryable using the standard query method.

`:SOURce:CLOCK:SPDH:M2|M8|M34|M140|DS3|DS1:FOFFSet:OFFSet <numeric>`

Limitations: All commands affect the same clock offset

Preferred: `:SOURce:CLOCK:SPDH:FOFFset:OFFSet`

See also:

This command is queryable using the standard query method.

:SOURce:DATA:TELeom

`:SOURce:DATA:TELeom:TFUNction<discrete>`

Limitations: Parameter values not supported PDH-Payload | ATM | POS

Values accepted but perform no func-

tion PDH | SDH | SONet | SDISrup-
tion

Preferred: :SOURce:DATA:TELEcom:TFUNction:D
ISable
Test Function selection commands

See also: :SOURce:DATA:TELEcom:SONet:ALA
Rm
:SOURce:DATA:TELEcom:SONet:ERRo
r:TYPE
:SOURce:DATA:TELEcom:SONet:MSP
Messages:...
:SOURce:DATA:TELEcom:SONet:POIN
ter:...

:SOURce:DATA:TELEcom:SOURce <discrete>

Limitations:

Preferred: :SOURce:DATA:TEL:SDH | SONet:MOD
E
:SOURce:DATA:TEL:SDH | SONet:RAT
E
:OUTPut:TELEcom:INTerface

See also:

:SOURce:DATA:TELEcom:SDH | SONet

:SOURce:DATA:TELEcom:SDH | SONet:TRIButary:...

Limitations:

11 Backwards Compatibility

Preferred: This nodename change is universal throughout this manual.
:SOURCE:DATA:TELEcom:SDH:TU:...
:SOURCE:DATA:TELEcom:SONet:VT:...

See also:

This command is querable using the standard query method.

Alarm and Error Generation

:SOURCE:DATA:TELEcom:SDH|SONet:ALARm <discrete>

Limitations:

Preferred: :SOURCE:DATA:TELEcom:ALARm
:SOURCE:DATA:TELEcom:SDH|SONet
:ALARm:...

See also:

This command is querable using the standard query method.

:SOURCE:DATA:TELEcom:SDH:ALARm:SOOFrame

Limitations: Affects
:SOURCE:DATA:TELEcom:SDH:ALARm
settings

Preferred: :SOURCE:DATA:TELEcom:SDH:ALARm
OOF
:SOURCE:DATA:TELEcom:SDH:ALARm
:STRes:TYPE:SINGle
:SOURCE:DATA:TELEcom:SDH:ALARm
:STRes:SINGle

See also: :SOURCE:DATA:TELEcom:SDH:ALARm

:SOURCE:DATA:TELEcom:SONet:ALARm:SSEFrame

Limitations: Affects
:SOURCE:DATA:TELEcom:SONet:ALARm settings

Preferred: :SOURCE:DATA:TELEcom:SONet:ALARm SEF
:SOURCE:DATA:TELEcom:SDH:ALARm
:STResS:TYPE:SINGLE
:SOURCE:DATA:TELEcom:SDH:ALARm
:STResS:SINGLE

See also: :SOURCE:DATA:TELEcom:SONet:ALARm

:SOURCE:DATA:TELEcom:SDH|SONet:ALARm:HERDi

Limitations:

Preferred: SOURCE:DATA:TELEcom:SDH|SONet:ALARm:PATH

See also: :SOURCE:DATA:TELEcom:SONet:ALARm

:SOURCE:DATA:TELEcom:SDH:ERRor:MSPThresholD:EINTerval <discrete>

Limitations:

Preferred: :SOURCE:DATA:TELEcom:SDH:ERRor:ASPTThresholD:EINTerval

See also:

11 Backwards Compatibility

This command is queryable using the standard query method.

`:SOURce:DATA:TELEcom:SDH:ERRor:MSPThreshold:NERRors <numeric>`

Limitations:

Preferred: `:SOURce:DATA:TELEcom:SDH:ERRor:
ASPTThreshold:NERRors`

See also:

This command is queryable using the standard query method.

`:SOURce:DATA:TELEcom:SDH|SONet:ERRor:RATE <discrete>`

Limitations: Parameter value not supported: ONCE

Preferred: `:SOURce:DATA:TELEcom:ERRor:SINGI
e`

See also:

`:SOURce:DATA:TELEcom:SDH|SONet:ERRor:TYPE <discrete>`

Limitations:

Preferred: `:SOURce:DATA:TELEcom:SDH:ERRor:
GROup
:SOURce:DATA:TELEcom:SDH:ERRor:
SECTion
:SOURce:DATA:TELEcom:SDH:ERRor:
PATH
:SOURce:DATA:TELEcom:SDH:ERRor:
TCM
:SOURce:DATA:TELEcom:SDH:ERRor:`

PATtern
 :SOURce:DATA:TELEcom:SDH:ERRor:
 PDH
 :SOURce:DATA:TELEcom:SDH:ERRor:
 DSN

See also:

This command is queryable using the standard query method.

:SOURce:DATA:TELEcom:SDH|SONet:PDHPayload:ERRor:TYPE <discrete>

Limitations: Affects error type for all payloads
 Preferred: :SOURce:DATA:TELEcom:SPDH:ERRor
 :...

See also:

This command is queryable using the standard query method.

:SOURce:DATA:TELEcom:SDH|SONet:PDHPayload:ERRor:RATE <discrete>

Limitations: Affects error rate for all payloads.
 Parameter value not supported -
 ONCE
 Preferred: :SOURce:DATA:TELEcom:SDH|SONet
 :ERRor:RATE
 :SOURce:DATA:TELEcom:SDH|SONet
 :ERRor:RATE:USER:ACTion
 :SOURce:DATA:TELEcom:ERRor:SINGI
 e

See also:

This command is queryable using the standard query method.

:SOURce:DATA:TELEcom:SDH|SONet:PDHPayload:ERRor:RATE:USER
<numeric>

Limitations: Affects user error rate for all payloads

Preferred: :SOURce:DATA:TELEcom:SDH|SONet
:ERRor:RATE:USER
:SOURce:DATA:TELEcom:SDH|SONet
:ERRor:RATE:USER:ACTion

See also:

This command is queryable using the standard query method.

Background

:SOURce:DATA:TELEcom:SDH:AU3|AU4|AU4C:BACKground <discrete>

Limitations: Affects the background for all AU &
STS types,

Preferred: :SOURce:DATA:TELEcom:SDH:AU:BA
CKground

See also:

This command is queryable using the standard query method.

:SOURce:DATA:TELEcom:SONet:STS3|STS12c:BACKground <discrete>

Limitations: Affects the background for all STS &
AU types,

Preferred: :SOURce:DATA:TELEcom:SONet:STS1
:BACKground

See also:

This command is queryable using the standard query method.

```
:SOURce:DATA:TELEcom:SDH|SONet:PRIMary:BACKground:PAYLoad:PATtern
<discrete>
```

Limitations: Parameter alias P1100 | B1100, so query always returns B1100

Preferred: :SOURce:DATA:TELEcom:SDH|SONet
:TU|VT:BACKground:PAYLoad:PATte
rn

See also:

This command is queryable using the standard query method.

```
:SOURce:DATA:TELEcom:SDH:TUG3:BACKground:PAYLoad:PATtern:UWORD
<numeric>, <string>
```

Limitations: Return type always <numeric>

Preferred: :SOURce:DATA:TELEcom:SDH:TUG3:B
ACKground:PAYLoad:PATtern:USER

See also:

This command is queryable using the standard query method.

Mapping

```
:SOURce:DATA:TELEcom:SDH:AU4 <numeric>
```

Limitations:

Preferred: :SOURce and
SENSe:DATA:TELEcom:SDH:AUG1
:SOURce and
SENSe:DATA:TELEcom:SDH:AUG4

11 Backwards Compatibility

See also:

This command is querable using the standard query method.

:SOURce:DATA:TELEcom:SDH:AU4C <numeric>

Limitations:

Preferred: :SOURce:DATA:TELEcom:SDH:AUG4

See also:

This command is querable using the standard query method.

:SOURce:DATA:TELEcom:SONet:STS12c <numeric>

Limitations:

Preferred: :SOURce:DATA:TELEcom:SONet:STS3

See also:

This command is querable using the standard query method.

:SOURce:DATA:TELEcom:SDH|SONet:MAPPING <discrete>

Limitations: Parameter values not supported: ATM
| IPOS

Preferred: :SOURce:DATA:TELEcom:SDH|SONet
:PAYLoad

See also:

:SOURce:DATA:TELEcom:SDH|SONet:PAYLoad

:SOURce:DATA:TELEcom:SDH|SONet:TRIButary <numeric>

Limitations:

Preferred: :SOURCE:DATA:TELEcom:SDH|SONet
:TU|VT

See also:

This command is querable using the standard query method.

:SOURCE:DATA:TELEcom:SDH|SONet:TRIButary:MAPPING <discrete>

Limitations:

Preferred: :SOURCE:DATA:TELEcom:SDH|SONet
:PAYLoad

See also:

This command is querable using the standard query method.

MSP (APS) Messages

:SOURCE:DATA:TELEcom:SDH:MSPMessages:...

Limitations:

Preferred: :SOURCE:DATA:TELEcom:SDH:APSMessages:...

See also:

The corresponding queries are also so adjusted.

:SOURCE:DATA:TELEcom:SDH|SONet:MSPMessages|APSMessages :BRIDGE <string>

Limitations: Return type always <numeric>

Preferred: :SOURCE:DATA:TELEcom:SDH|SONet
:APSMessages:BRIDGE <numeric>

11 Backwards Compatibility

See also:

This command is querable using the standard query method.

:SOURCE:DATA:TELEcom:SDH|SONet:MSPMessages|APSMessages:DNODE
<string>

Limitations: Return type always <numeric>

Preferred: :SOURCE:DATA:TELEcom:SDH|SONet
:APSMessages:DNODE <numeric>

See also:

This command is querable using the standard query method.

:SOURCE:DATA:TELEcom:SDH|SONet:MSPMessages|APSMessages:SCODE
<discrete>

Limitations: Return type always <numeric>

Preferred: :SOURCE:DATA:TELEcom:SDH|SONet
:APSMessages:SCODE <numeric>

See also:

This command is querable using the standard query method.

:SOURCE:DATA:TELEcom:SDH|SONet:MSPMessages|APSMessages:SNODE
<string>

Limitations: Return type always <numeric>

Preferred: :SOURCE:DATA:TELEcom:SDH|SONet
:APSMessages:SNODE <numeric>

See also:

This command is querable using the standard query method.

Overhead

:SOURCE:DATA:TELEcom:SDH|SONet:OVERhead:DATA
<numeric>,<numeric>,<discrete>,<string>

Limitations: New query return type is <numeric>
Preferred: :SOURCE:DATA:TELEcom:SDH|SONet
:OVERhead:DATA <numeric>,
<numeric>,<discrete>,<numeric>

See also:

This command is queryable using the standard query method.

:SOURCE:DATA:TELEcom:SDH|SONet:OVERhead:DATA:HEXadecimal
<numeric>,<numeric>,<discrete>,<string>

Limitations:
Preferred: :SOURCE:DATA:TELEcom:SDH|SONet
:OVERhead:DATA

See also:

This command is queryable using the standard query method.

:SOURCE:DATA:TELEcom:SDH|SONet:OVERhead:J0 <string>

Limitations:
Preferred: :SOURCE:DATA:TELEcom:SDH|SONet
:OVERhead:J0:PATtern:B16Crc

See also:

This command is queryable using the standard query method.

11 Backwards Compatibility

:SOURCE:DATA:TELEcom:SDH|SONet:OVERhead:J0:HEXadecimal?

Limitations:

Preferred: :SOURCE:DATA:TELEcom:SDH:OVERhead:J0:PATTERN:Array?

See also:

:SOURCE:DATA:TELEcom:SDH|SONet:OVERhead:J0:PATTERN <discrete>

Limitations: Older parameter value not supported
TEST
Older parameter value supported
USER
New parameter value preferred
B16Crc

Preferred:

See also:

This command is queryable using the standard query method.

:SOURCE:DATA:TELEcom:SDH|SONet:OVERhead:SBYTE <discrete>

Limitations: Query always returns new parameter values.

Preferred: New preferred parameters SSUA, SSUB, SETS

See also:

This command is queryable using the standard query method.

Payload

:SOURCE:DATA:TELEcom:SDH|SONet:PAYLoad <discrete>

Limitations:	Parameter values not recommended: TU3 TU12 M2 TU2 TU11 DS1
Preferred:	:SOURCE:DATA:TELEcom:SDH SONet :PAYLoad :SOURCE:DATA:TELEcom:SDH SONet :VT TU:TYPE

See also:

This command is querable using the standard query method.

:SOURCE:DATA:TELEcom:SDH|SONet:PAYLoad:OFFSet <numeric> <suffix>

Limitations:	Suffix no longer supported.
Preferred:	Same command, no suffix.
See also:	:SOURCE:DATA:TELEcom:SDH SONet :PAYLoad:FOFFset

This command is querable using the standard query method.

:SOURCE:DATA:TELEcom:SDH|SONet:PAYLoad:PATtern <discrete>

Limitations:	Affects all Payload Patterns not just SDH and SONet
Preferred:	:SOURCE:DATA:TELEcom:PATtern:TY Pe :SOURCE:DATA:TELEcom:PATtern:TY

Pe:PRBS
:SOURce:DATA:TELEcom:PATtern:TY
Pe:WORD
:SOURce:DATA:TELEcom:PATtern:TY
Pe:WORD:PRESet

See also:

This command is querable using the standard query method.

:SOURce:DATA:TELEcom:SDH|SONet:PAYLoad:STRucture<discrete>

Limitations:

Preferred: :SOURce:DATA:TELEcom:SPDH:PAYL
oad:STRucture

See also:

This command is querable using the standard query method.

:SOURce:DATA:TELEcom:SDH|SONet:PAYLoad:TYPE <discrete>

Limitations:

Preferred: :SOURce:DATA:TELEcom:SPDH:PAYL
oad:FRAMing
:INPut:TELEcom:SDH|SONet:PAYLoa
d:LOCation

See also:

This command is querable using the standard query method.

:SOURce:DATA:TELEcom:SDH|SONet:PAYLoad:UWORD <string>

Limitations:

Preferred: :SOURCE:DATA:TELEcom:PATTERN:TYPE:WORD:USER

See also: :SOURCE:DATA:TELEcom:SONet:PAYLoad:PATTERN:UWORD

This command is queryable using the standard query method.

:SOURCE:DATA:TELEcom:SDH|SONet:PRBS:POLarity <discrete>

Limitations: Affects all Patterns not just SDH and SONet.

Parameter NORMAL is now an alias of NINVERT but the logic is now based on PRBS technology rather than telecom standards.

Query replies with NINV instead of NORM.

Preferred: :SOURCE:DATA:TELEcom:PATTERN:POLarity

See also:

This command is queryable using the standard query method.

Pointer

:SOURCE:DATA:TELEcom:SDH|SONet:POINter:ACTion

Limitations:

Preferred: :SOURCE:DATA:TELEcom:SDH|SONet:POINter:NEW:ACTion

11 Backwards Compatibility

See also:

:SOURce:DATA:TELEcom:SDH|SONet:POINter:ADJust

Limitations:

Preferred: :SOURce:DATA:TELEcom:SDH|SONet
:POINter:BURSt:ACTion

See also:

:SOURce:DATA:TELEcom:SDH|SONet:POINter:DIRection <discrete>

Limitations:

Preferred: :SOURce:DATA:TELEcom:SDH|SONet
:POINter:BURSt:DIRection

See also:

This command is queryable using the standard query method.

:SOURce:DATA:TELEcom:SDH|SONet:POINter:IDECrement <numeric>

Limitations:

Preferred: :SOURce:DATA:TELEcom:SDH|SONet
:POINter:BURSt:SIZE

See also:

This command is queryable using the standard query method.

:SOURce:DATA:TELEcom:SDH|SONet:POINter:NPOinter <discrete>

Limitations:

Preferred: :SOURce:DATA:TELEcom:SDH|SONet
:POINter:NEW:FLAG

See also:

This command is querable using the standard query method.

:SOURce:DATA:TELEcom:SDH|SONet:POINter:OFFSet <discrete>

Limitations: Supported parameter values:
(Old) SIGNal, (Preferred) SIGNal
(Old) VC4|SPE, (Preferred) PAYLoad
(Old) TU|VT, (Preferred) PAYLoad

Preferred:

See also: :SOURce:DATA:TELEcom:SDH|SONet
:POINter:TYPE

This command is querable using the standard query method.

:SOURce:DATA:TELEcom:SDH|SONet:POINter:OFFset:RATE <numeric><suffix>

Limitations: Default suffix now PPM
ratio no longer supported

Preferred: :SOURce:DATA:TELEcom:SDH|SONet
:POINter:OFFset:RATE <numeric>

See also:

This command is querable using the standard query method.

:SOURce:DATA:TELEcom:SDH|SONet:POINter:VALue <numeric>

Limitations:

Preferred: :SOURce:DATA:TELEcom:SDH|SONet

:POINter:NEW:VALue

See also: :SOURce:DATA:TELEcom:SDH|SONet
:POINter:TYPE

This command is querable using the standard query method.

:SOURce:DATA:TELEcom:SDH|SONet:TRIButary:POINter:TRANsmitted?

Limitations:

Preferred: :SOURce:DATA:TELEcom:SDH|SONet
:POINter:TRANsmitted

See also: :SOURce:DATA:TELEcom:SDH|SONet
:POINter:TYPE

This command is querable using the standard query method.

:SOURce:DATA:TELEcom:SDH|SONet:TRIButary:POINter:VALue <numeric>

Limitations:

Preferred: :SOURce:DATA:TELEcom:SDH|SONet
:POINter:NEW:VALue

See also: :SOURce:DATA:TELEcom:SDH|SONet
:POINter:TYPE

This command is querable using the standard query method.

Path Overhead

:SOURce:DATA:TELEcom:SDH|SONet:POVerhead:DATA <discrete>,<string>

Limitations: New query return type is <numeric>

Preferred: :SOURce:DATA:TELEcom:SDH|SONet
:POVerhead:DATA <discrete>,

<numeric>

See also:

This command is querable using the standard query method.

:SOURCE:DATA:TELEcom:SDH|SONet:POVerhead:J1 <string>

Limitations:

Preferred: :SOURCE:DATA:TELEcom:SDH|SONet
:POVerhead:J1:PATtern:B64

See also:

This command is querable using the standard query method.

:SOURCE:DATA:TELEcom:SDH|SONet:POVerhead:J1:CRC7 <string>

Limitations:

Preferred: :SOURCE:DATA:TELEcom:SDH|SONet
:POVerhead:J1:PATtern:B16Crc

See also:

This command is querable using the standard query method.

:SOURCE:DATA:TELEcom:SDH|SONet:POVerhead:J1:HEXadecimal?

Limitations:

Preferred: :SOURCE:DATA:TELEcom:SDH|SONet
:POVerhead:J1:PATtern:Array?

See also:

:SOURCE:DATA:TELEcom:SDH|SONet:POVerhead:J1:PATtern <discrete>

11 Backwards Compatibility

Limitations: Older parameter values not supported
TEST CRC7Test
Older parameter values supported
USER CRC7User
New parameter values preferred B64
B16Crc

Preferred:

See also:

This command is querable using the standard query method.

:SOURce:DATA:TELEcom:SDH|SONet:POVerhead:SLABel <discrete>

Limitations: Deprecated parameter USER

Preferred: :SOURce:DATA:TELEcom:SDH|SONet
:POVerhead:DATA

See also:

This command is querable using the standard query method.

:SOURce:DATA:TELEcom:SDH|SONet:TRIButary:POVerhead:C2:SLABel
<discrete>

Limitations: Deprecated parameter USER

Preferred: :SOURce:DATA:TELEcom:SDH|SONet
:TU|VT:POVerhead:C2:SLABel
:SOURce:DATA:TELEcom:SDH|SONet
:POVerhead:DATA

See also:

This command is querable using the standard query method.

SOURce:DATA:TELEcom:SDH:TRIButary:POVerhead:DATA <discrete>,<string>

Limitations: New query return type is <numeric>
 Preferred: :SOURce:DATA:TELEcom:SDH|SONet
 :TU|VT:POVerhead:DATA <discrete>,
 <numeric>

See also:

This command is querable using the standard query method.

:SOURce:DATA:TELEcom:SDH|SONet:TRIButary:POVerhead:J1 <string>

Limitations:
 Preferred: :SOURce:DATA:TELEcom:SDH|SONet
 :TU|VT:POVerhead:J1:PATtern:B64

See also:

This command is querable using the standard query method.

:SOURce:DATA:TELEcom:SDH|SONet:TRIButary:POVerhead:J2 <string>

Limitations:
 Preferred: :SOURce:DATA:TELEcom:SDH|SONet
 :TU|VT:POVerhead:J2:PATtern:B16C
 Rc

See also:

This command is querable using the standard query method.

:SOURce:DATA:TELEcom:SDH|SONet:TRIButary:POVerhead:J2:FIXed <string>

Limitations:

Preferred: :SOURCE:DATA:TELEcom:SDH|SONet
:TU|VT:POVerhead:J2:PATtern:FIXed
<numeric>

See also:

This command is querable using the standard query method.

Tandem Connection Monitoring

:SOURCE:DATA:TELEcom:SDH:TCM:APID:DATA <string>

Limitations:

Preferred: :SOURCE:DATA:TELEcom:SDH:TCM:A
PID:PATTERN:B16Crc

See also:

This command is querable using the standard query method.

:SOURCE:DATA:TELEcom:SDH:TCM:APID:PATtern <discrete>

Limitations:

Older parameter values not supported
DEFault TEST
Older parameter value supported
USER
New parameter value preferred
B16Crc

Preferred:

See also:

This command is querable using the standard query method.

:SOURce:DATA:TELEcom:SDH:TCM:PATH <discrete>

Limitations: Parameter value not supported: LOW

Preferred: :SOURce:DATA:TELEcom:SDH:TCM:H
PATH
:SOURce:DATA:TELEcom:SDH:TCM:L
PATH

See also:

This command is queryable using the standard query method.

Functions

:SOURce:DATA:TELEcom:SDH|SONet:TFUNction:TYPE <discrete>

Limitations: Accepted but performs no function.
Newer OmniBER instruments do not
require Test Function Selection

Preferred: :SOURce:DATA:TELEcom:TFUNction:D
ISable

See also: :SOURce:DATA:TELEcom:TFUNction
:SOURce:DATA:TELEcom:SDH:ALARm
:SOURce:DATA:TELEcom:SDH|SONet
:ERRor:TYPE
:SOURce:DATA:TELEcom:SDH|SONet
:APSMessages:...
:SOURce:DATA:TELEcom:SDH|SONet
:POINter:...

:SOURce:DATA:TELEcom:SDH|SONet:THRumode <discrete>

Limitations: Affects through mode for all telecom types

Preferred: :SOURCE:DATA:TELEcom:THRu

See also:

This command is querable using the standard query method.

:SOURCE:DATA:TELEcom:SDH|SONet:SEQUence:DATA <discrete>,<string>

Limitations: Sequence element now specified by <numeric>. A discrete parameter of A-E will be mapped to 1-5.

Preferred: :SOURCE:DATA:TELEcom:SDH|SONet :SEQUence:DATA <numeric>,<string>

See also:

This command is querable using the standard query method.

:SOURCE:DATA:TELEcom:PDH

General Commands

:SOURCE:DATA:TELEcom:PDH:....:TU:...

Limitations:

Preferred: These nodename corrections are universal throughout this manual. TU is a reference to SDH and the more correct TRIButary should be used.

:SOURCE:DATA:TELEcom:SPDH:....:TRI Butary:...

See also:

This command is queryable using the standard query method.

:SOURce:DATA:TELEcom:SPDH:THRumode <discrete>

Limitations: Affects through mode for all, not just
SPDH

Preferred: :SOURce:DATA:TELEcom:THRu

See also:

This command is queryable using the standard query method.

:SOURce:DATA:TELEcom:SPDH:PAYLoad:TYPE <discrete>

Limitations:

Preferred: :SOURce:DATA:TELEcom:SPDH:PAYL
oad:FRAMing

See also:

This command is queryable using the standard query method.

Structured Test Signal

:SOURce:DATA:TELEcom:SPDH:TSIGnal:MAPPing <discrete>

Limitations:

Preferred: :SOURce:DATA:TELEcom:SPDH:TSIGN
al:RATE

See also:

This command is queryable using the standard query method.

:SOURce:DATA:TELEcom:SPDH:TSIGnal:PAYLoad <discrete>

Limitations: Query commands will not report drop or insert status - IM2, IDS1, DM2, DDS1

Preferred: :SOURce:DATA:TELEcom:SPDH:TSIGnal:FRAMing
:OUTPut:TELEcom:SPDH:TSIGnal:PAYLoad:LOCation

See also:

This command is querable using the standard query method.

:SOURce:DATA:TELEcom:SPDH:TSIGnal:TSLot:M2:K64XN <string>

:SOURce:DATA:TELEcom:SPDH:TSIGnal:TSLot:DS1:K64XN <string>

:SOURce:DATA:TELEcom:SPDH:TSIGnal:TSLot:DS1:K56XN <string>

Limitations: Return type always <numeric>

Preferred: Use of <numeric> parameter

See also:

The corresponding queries return the test signal timeslot mapping in numeric form.

Alarm and Error Generation

:SOURce:DATA:TELEcom:SPDH:TFUNction:TYPE <discrete>

Limitations: Parameters accepted but perform no function

Preferred: :SOURCE:DATA:TELEcom:TFUNCTION:DISABLE
 :SOURCE:DATA:TELEcom:SPDH:Error:
 ..

See also:

:SOURCE:DATA:TELEcom:SPDH:ERROR:RATE <discrete>

Limitations: Parameter value not supported: ONCE

Preferred: :SOURCE:DATA:TELEcom:ERROR:SINGLE

See also:

:SOURCE:DATA:TELEcom:SPDH:ERROR:TYPE <discrete>

Limitations: Parameters accepted but perform no function

Preferred: :SOURCE:DATA:TELEcom:SPDH:Error:
 ..
 :SOURCE:DATA:TELEcom:SPDH:....:Error

See also:

:SOURCE:DATA:TELEcom:PDH:ERROR:FRAME:NERROred <discrete>

:SOURCE:DATA:TELEcom:PDH:ERROR:MFRAME:NERROred <discrete>

Limitations: Return type always <numeric>

11 Backwards Compatibility

Preferred: Use of <numeric> parameter

See also:

The corresponding queries return the burst error value in numeric form.

:SOURCE:DATA:TELEcom:SPDH:M140:ALARm <discrete>

:SOURCE:DATA:TELEcom:SPDH:M34:ALARm <discrete>

:SOURCE:DATA:TELEcom:SPDH:M8:ALARm <discrete>

:SOURCE:DATA:TELEcom:SPDH:M2:ALARm <discrete>

:SOURCE:DATA:TELEcom:SPDH:DS1:ALARm <discrete>

:SOURCE:DATA:TELEcom:SPDH:DS3:ALARm <discrete>

Limitations: Older parameter value only applicable for the query command. NONE

Older parameter values not supported
LOS, FEAC (for DS3)

Preferred: For older parameter LOS -
:SOURCE:DATA:TELEcom:SPDH:ALARm:PHYSical

For older parameter FEAC -
:SOURCE:DATA:TELEcom:SPDH:FEAC

See also:

The corresponding queries return the alarm in discrete form.

Signaling Bits

:SOURCE:DATA:TELEcom:SPDH:TSLot:SIGNaling:DATA:M2 <string>

Limitations: Return type always <numeric>

Preferred: Use of <numeric> parameter

See also:

This command is querable using the standard query method.

:SOURCE:DATA:TELEcom:SPDH:TSLot:SIGNaling:DATA:DS1:D4 <string>

:SOURCE:DATA:TELEcom:SPDH:TSLot:SIGNaling:DATA:DS1:ESF <string>

:SOURCE:DATA:TELEcom:SPDH:TSLot:SIGNaling:DATA:DS1:NOFBit <string>

Limitations: Return type always <numeric>

Preferred: Use of <numeric> parameter

See also:

The corresponding queries return the signaling bits bitmap in numeric form.

DS3 FEAC

:SOURCE:DATA:TELEcom:SPDH:FEAC:CODE <string>

Limitations: Return type always <numeric>

Preferred: Use of <numeric> parameter

See also:

This command is querable using the standard query method.

:SOURce:DATA:TELEcom:SPDH:FEAC:LOOPback:ACTion <discrete>

Limitations:

Preferred: New parameter values DS1E1Deactiv,
DS1E1Activ

See also:

This command is querable using the standard query method.

Spare Bits

:SOURce:DATA:TELEcom:SPDH:M140:SPARe <string>

:SOURce:DATA:TELEcom:SPDH:M34:SPARe <string>

:SOURce:DATA:TELEcom:SPDH:M8:SPARe <string>

:SOURce:DATA:TELEcom:SPDH:M2:SI <string>

:SOURce:DATA:TELEcom:SPDH:M2:SIE <string>

:SOURce:DATA:TELEcom:SPDH:M2:NFAS <string>

:SOURce:DATA:TELEcom:SPDH:M2:SASequence:PATTern <string>

:SOURce:DATA:TELEcom:SPDH:M2:CASMfm <string>

Limitations: Return type always <numeric>

Preferred: Use of <numeric> parameter

See also:

The corresponding queries return the spare bits in numeric

form.

DS1 Loopcodes

:SOURce:DATA:TELEcom:SPDH:INBand:USER <numeric>, <string>

:SOURce:DATA:TELEcom:SPDH:OUTBand:USER <string>

Limitations: Return types always <numeric>

Preferred: Use of <numeric> parameters

See also:

The corresponding queries return the bit mask in numeric form.

Patterns (Out Of Service)

:SOURce:DATA:TELEcom:SPDH:PATtern <discrete>

Limitations: Affects all Patterns not just SPDH

Preferred: :SOURce:DATA:TELEcom:PATtern:TY
Pe
:SOURce:DATA:TELEcom:PATtern:TY
Pe:PRBS
:SOURce:DATA:TELEcom:PATtern:TY
Pe:WORD
:SOURce:DATA:TELEcom:PATtern:TY
Pe:WORD:PRESet

See also:

This command is queryable using the standard query method.

:SOURce:DATA:TELEcom:SPDH:PATtern:UWORD <string>

11 Backwards Compatibility

Limitations: Affects all Patterns not just SDH and SONet

Preferred: :SOURCE:DATA:TELEcom:PATTERN:TYPE:WORD:USER

See also:

This command is querable using the standard query method.

:SOURCE:DATA:TELEcom:SPDH:PRBS:POLarity <discrete>

Limitations: Affects all Patterns not just SPDH

Old parameter NORMal is now an alias of NINVert but the logic is now based on PRBS technology rather than telecom standards.

Query replies with NINV instead of NORM.

Preferred: :SOURCE:DATA:TELEcom:PATTERN:POLarity

See also:

This command is querable using the standard query method.

:SENSe:DATA:TELEcom

:SENSe:DATA:TELEcom:TFUNction

Limitations: Parameter values not supported PDH-Payload | ATM | POS

Values accepted but perform no function PDH | SDH | SONet | SDISruption

Preferred: :SOURCE:DATA:TELEcom:TFUNCTION:DISABLE

See also:

:SENSE:DATA:TELEcom:TEST:PERIOD <numeric><suffix>

Limitations: Different parameter types and increased functionality

Preferred:

See also:

:SENSE:DATA:TELEcom:SENSE <discrete>

Limitations:

Preferred: :SENSE:DATA:TEL:SDH | SONet:MODE
:SENSE:DATA:TEL:SDH | SONet:RATE
:INPUT:TELEcom:INTERFACE

See also:

:SENSE:DATA:TELEcom:SDH | SONet

:SENSE:DATA:TELEcom:SDH | SONet:TRIBUTARY:...

Limitations:

Preferred: This nodename change is universal

throughout this manual.

:SENSe:DATA:TELEcom:SDH:TU:...

:SENSe:DATA:TELEcom:SONet:VT:...

See also:

This command is querable using the standard query method.

Mapping

:SENSe:DATA:TELEcom:SDH:AU4 <numeric>

Limitations:

Preferred: :SENSe:DATA:TELEcom:SDH:AUG1

:SENSe:DATA:TELEcom:SDH:AUG4

See also:

This command is querable using the standard query method.

:SENSe:DATA:TELEcom:SDH:AU4C <numeric>

Limitations:

Preferred: :SENSe:DATA:TELEcom:SDH:AUG4

See also:

This command is querable using the standard query method.

:SENSe:DATA:TELEcom:SONet:STS12c <numeric>

Limitations:

Preferred: :SENSe:DATA:TELEcom:SONet:STS3

See also:

This command is querable using the standard query method.

:SENSe:DATA:TELEcom:SDH|SONet:MAPPING <discrete>

Limitations: Parameter values not supported: ATM
|IPOS

Preferred: :SENSe:DATA:TELEcom:SDH:PAYLoa
d

See also: :SENSe:DATA:TELEcom:SONet:MAPP
ing

This command is queryable using the standard query method.

:SENSe:DATA:TELEcom:SDH|SONet:TRIButary <numeric>

Limitations:

Preferred: :SENSe:DATA:TELEcom:SDH|SONet:
TU|VT

See also:

This command is queryable using the standard query method.

:SENSe:DATA:TELEcom:SDH|SONet:TRIButary:MAPPING <discrete>

Limitations:

Preferred: :SENSe:DATA:TELEcom:SDH|SONet:
PAYLoad

See also:

This command is queryable using the standard query method.

Payload

11 Backwards Compatibility

:SENSe:DATA:TELEcom:SDH|SONet:PAYLoad <discrete>

Limitations:

Preferred: :SENSe:DATA:TELEcom:SDH|SONet:
PAYLoad
:SENSe:DATA:TELEcom:SDH|SONet:
TU|VT

See also:

NOTE

This command has been reused in newer OmniBER instruments and has a slightly different functionality. Backward compatibility has been retained by processing the older <discrete> values. However, the corresponding query returns the Payload type valid with the OmniBER OTN instrument.

:SENSe:DATA:TELEcom:SDH|SONet:PAYLoad:PATtern <discrete>

Limitations: Affects all Payload Patterns not just
SDH

Preferred: :SENSe:DATA:TELEcom:PATtern:TYP
e
:SENSe:DATA:TELEcom:PATtern:TYP
e:PRBS
:SENSe:DATA:TELEcom:PATtern:TYP
e:WORD
:SENSe:DATA:TELEcom:PATtern:TYP
e:WORD:PRESet

See also:

This command is queryable using the standard query method.

:SENSe:DATA:TELEcom:SDH|SONet:PAYLoad:TYPE <discrete>

Limitations:

Preferred: :SENSe:DATA:TELEcom:SPDH:PAYLo
ad:FRAMing
:INPut:TELEcom:SDH|SONet:PAYLoa
d:LOCation

See also:

This command is queryable using the standard query method.

:SENSe:DATA:TELEcom:SDH|SONet:PAYLoad:STRucture <discrete>

Limitations:

Preferred: :SENSe:DATA:TELEcom:SPDH:PAYLo
ad:STRucture

See also:

This command is queryable using the standard query method.

:SENSe:DATA:TELEcom:SDH|SONet:PAYLoad:UWORD <string>

Limitations:

Preferred: :SENSe:DATA:TELEcom:PATTERN:TYP
E:WORD:USER

See also:

This command is queryable using the standard query method.

:SENSe:DATA:TELEcom:SDH|SONet:PRBS:POLarity <discrete>

Limitations: Affects polarity of all PRBS patterns not just SDH

Preferred: :SENSe:DATA:TELEcom:PATH:POLarity

See also:

This command is querable using the standard query method.

Tandem Connection Monitoring

:SENSe:DATA:TELEcom:SDH:TCM:PATH <discrete>

Limitations: Parameter value not supported: LOW

Preferred: :SENSe:DATA:TELEcom:SDH:TCM:API
D:HPATH
:SENSe:DATA:TELEcom:SDH:TCM:API
D:LPATH

See also:

This command is querable using the standard query method.

Functions

:SENSe:DATA:TELEcom:SDH|SONet:TFUNction:TYPE <discrete>

Limitations: Only acts to disable Test Functions
Parameter values not supported
OCAPTURE | DDCC | PGRaph |
OBERtest

Preferred:

See also: :SENSe:DATA:TELEcom:TFUNction

`:SENSe:DATA:TELEcom:TFUNction:SDISruption <boolean>`

Limitations: Command accepted and ignored - No specific function selection required

Preferred:

See also:

This command is querable using the standard query method.

`:SENSe:DATA:TELEcom:PDH`

General Commands

`:SENSe:DATA:TELEcom:PDH:....TU:...`

Limitations:

Preferred: These nodename corrections are universal throughout this manual. TU is a reference to SDH and the more correct TRIButary should be used.
`:SENSe:DATA:TELEcom:SPDH:....TRIButary:...`

See also:

This command is querable using the standard query method.

`:SENSe:DATA:TELEcom:SPDH:PAYLoad:TYPE <discrete>`

Limitations:

Preferred: `:SOURce:DATA:TELEcom:SPDH:PAYLoad:FRAMing`

:SENSe:DATA:TELEcom:SPDH:PAYLo
ad:FRAMing

See also:

This command is queryable using the standard query method.

Structured Test Signal

:SENSe:DATA:TELEcom:SPDH:TSIGnal:MAPPing <discrete>

Limitations:

Preferred: :SENSe:DATA:TELEcom:SPDH:TSIGna
l:RATE

See also:

This command is queryable using the standard query method.

:SENSe:DATA:TELEcom:SPDH:TSIGnal:PAYLoad <discrete>

Limitations:

Query commands will not report drop
status - IM2, IDS1, DM2, DDS1

Preferred: :SENSe:DATA:TELEcom:SPDH:TSIGna
l:FRAMing
:INPut:TELEcom:SPDH:TSIGnal:PAYLo
ad:LOCation

See also:

This command is queryable using the standard query method.

:SENSe:DATA:TELEcom:SPDH:TSIGnal:TSLot:M2:K64XN <string>

:SENSe:DATA:TELEcom:SPDH:TSIGnal:TSLot:DS1:K64XN <string>

:SENSe:DATA:TELEcom:SPDH:TSIGnal:TSLot:DS1:K56XN <string>

Limitations: Return type always <numeric>

Preferred: Use of <numeric> parameter

See also:

The corresponding queries return the test signal timeslot mapping in numeric form.

DS1 Loopcodes

:SENSe:DATA:TELEcom:SPDH:INBand:LPUP:USER <numeric>, <string>

:SENSe:DATA:TELEcom:SPDH:INBand:LPDN:USER <numeric>, <string>

Limitations: Return types always <numeric>

Preferred: Use of <numeric> parameters

See also:

The corresponding queries return the bit mask in numeric form.

ITU Analysis Control

:SENSe:DATA:TELEcom:SPDH:ANALysis:M2110...

:SENSe:DATA:TELEcom:SPDH:ANALysis:M2120...

Limitations:

Preferred: Nodes :SPDH:ANALysis dropped as this is a "common" feature for all telecom types.

:SENSe:DATA:TELEcom:M2110...

:SENSe:DATA:TELEcom:M2120...

See also:

This command is querable using the standard query method.

:SENSe:DATA:TELEcom:SPDH:ANALysis:M2120:MFACTor <discrete>

Limitations: Only accepts the value 75
The standard no longer requires the
Maintenance Factor to be settable
but fixed at 75%

Preferred:

See also:

This command is querable using the standard query method.

:SENSe:DATA:TELEcom:SPDH:ANALysis:M2110:PATH <discrete>

Limitations: Feature deleted for parameters K64
and K56

This command only selects the
M.2110 path under test. There is a
now a separate command for M.2120.

Preferred: :SENSe:DATA:TELEcom:M2110:PATH

See also: :SENSe:DATA:TELEcom:M2120:PATH

This command is querable using the standard query method.

:SENSe:DATA:TELEcom:SPDH:ANALysis:M2110:USER:ESECond <discrete>,
<numeric>

:SENSe:DATA:TELEcom:SPDH:ANALysis:M2110:USER:SESecond <discrete>, <numeric>

:SENSe:DATA:TELEcom:SPDH:ANALysis:M2120:USER:ESECond <discrete>, <numeric>

:SENSe:DATA:TELEcom:SPDH:ANALysis:M2120:USER:SESecond <discrete>, <numeric>

Limitations: Only programs the RX direction user ES and SES thresholds.

Preferred: :SENSe:DATA:TELEcom:M2110:USER
:SENSe:DATA:TELEcom:M2120:USER

See also:

This command is queryable using the standard query method.

Patterns (Out Of Service)

:SENSe:DATA:TELEcom:SPDH:PATTern <discrete>

Limitations: Affects all Patterns not just SPDH

Preferred: :SOURce:DATA:TELEcom:PATTern:TY
Pe
:SENSe:DATA:TELEcom:PATTern:TY
Pe
:SOURce:DATA:TELEcom:PATTern:TY
Pe:PRBS
:SENSe:DATA:TELEcom:PATTern:TY
Pe:PRBS
:SOURce:DATA:TELEcom:PATTern:TY
Pe:WORD

```
:SENSe:DATA:TELEcom:PATtern:TYPE:WORD  
:SOURce:DATA:TELEcom:PATtern:TYPE:WORD:PRESet  
:SENSe:DATA:TELEcom:PATtern:TYPE:WORD:PRESet
```

See also:

This command is queryable using the standard query method.

```
:SENSe:DATA:TELEcom:SPDH:PATtern:UWORD <string>
```

Limitations: Affects all Patterns not just SDH and SONet

Preferred: :SENSe:DATA:TELEcom:PATtern:TYPE:WORD:USER

See also:

This command is queryable using the standard query method.

```
:SENSe:DATA:TELEcom:SPDH:PRBS:POLarity <discrete>
```

Limitations: Affects all Patterns not just SPDH
Old parameter NORMAL is now an alias of NINVERT but the logic is now based on PRBS technology rather than telecom standards.
Query replies with NINV instead of NORM.

Preferred: :SENSe:DATA:TELEcom:PATtern:POLarity

See also:

This command is querable using the standard query method.

:SYSTem

:SYSTem:CONFiGuration

Limitations: Block Data has different format
Only supported in short form - SYS-
Tem:CONF

Preferred:

See also:

:SYSTem:TRIGGer

Limitations:

Preferred: :SYSTem:TRIGger:TRANsmit
:SYSTem:TRIGger:TRANsmit:FRAMe
:SYSTem:TRIGger:RECeive
:SYSTem:TRIGger:RECeive:FRAMe
:SYSTem:TRIGger:RECeive:ERRor
:SYSTem:TRIGger:RECeive:ERRor:OTN
:SYSTem:TRIGger:RECeive:ERRor:SDH
:SECTion
:SYSTem:TRIGger:RECeive:ERRor:SDH
:PATH
:SYSTem:TRIGger:RECeive:ERRor:SDH
:TCM
:SYSTem:TRIGger:RECeive:ERRor:SON
et:TRANsport

:SYSTem:TRIGger:RECeive:ERRor:SON
et:PATH
:SYSTem:TRIGger:RECeive:ALARm
:SYSTem:TRIGger:RECeive:ALARm:OT
N
:SYSTem:TRIGger:RECeive:ALARm:SD
H:SECTion
:SYSTem:TRIGger:RECeive:ALARm:SD
H:PATH
:SYSTem:TRIGger:RECeive:ALARm:SD
H:TCM
:SYSTem:TRIGger:RECeive:ALARm:SO
Net:TRANsport
:SYSTem:TRIGger:RECeive:ALARm:SO
Net:PATH

See also:

Results Provided for Backward Compatibility

The following results are supported in the OmniBER OTN instruments but not recommended. Future developments should use the preferred results indicated.

Alarm Seconds

Old <string>	Preferred <string>
ASEConds:SDH:LOP	ASEConds:SDH:AULop
ASEConds:SDH SONet:LOS	ASEConds:LOS
ASEConds:SDH SONet:PSL	ASEConds:PSL
ASEConds:SDH:PFERf	ASEConds:SDH:HPRDf
ASEConds:SDH:RDI	ASEConds:SDH:HPRDf
ASEConds:SPDH:LOS	ASEConds:LOS
ASEConds:SPDH:PSL	ASEConds:PSL
ASEConds:SPDH:MFM	ASEConds:SPDH:M2:MFM
ASEConds:SPDH:RMFR	ASEConds:SPDH:M2:RMFR
ASEConds:SDH SONet:HERDi:...	ASEConds:SDH SONet:ERDi:...
ASEConds:SDH:TRIB:...	ASEConds:SDH:TU:...
ASEConds:SONet:TRIB:...	ASEConds:SONet:VT:...

Error Counts and Ratios

Note that for each ECOunt reference, ERATio is also available.

Old <string>	Preferred <string>
ECOunt ERATio:SDH:FEBe	ECOunt ERATio:SDH:HPRei
ECOunt ERATio:SDH:MFEBE	ECOunt ERATio:SDH:MSRei

ECOunt ERATio:SDH:REI	ECOunt ERATio:SDH:HPRei
ECOunt ERATio:SDH:TRIB:...	ECOunt ERATio:SDH:TU
ECOunt ERATio:SONet:TRIB:REIV	ECOunt ERATio:SONet:REIV
ECOunt ERATio:SONet:TRIB:CVV	ECOunt ERATio:SONet:CVV
ECOunt ERATio:SPDH:BIT	ECOunt ERATio:BIT
ECOunt ERATio:SPDH:CODE	ECOunt ERATio:CODE
ECOunt ERATio:SPDH:FEBE	ECOunt ERATio:SPDH:DS3:FEBE
ECOunt ERATio:SPDH:PBITs	ECOunt ERATio:SPDH:DS3:PBITs
ECOunt ERATio:SPDH:CPBits	ECOunt ERATio:SPDH:DS3:CPBits
ECOunt ERATio:SPDH:CRC	ECOunt ERATio:SPDH:M2:CRC
ECOunt:SPDH:REBE	ECOunt:SPDH:M2:REBE

G.826 ANALysis Results

Old <string>	Preferred <string>
<Result>:SDH SONet:<Path>:ANALy sis	<Result>:SDH SONet:<Path>:G826
<Result>:SPDH:<Path>:ANALysis	<Result>:SPDH:<Path>:G826
<Result>:SDH:TRIB:<Path>:ANALysis	<Result>:SDH:TU:<Path>:G826
<Path> = FEBE	<Path> = REI
<Path> = MFEBE	<Path> = MSRei
<Path> = TCM:FEBE	<Path> = TCM:REI
<Path> = TRIB:CVV	<Path> = CVV
<Path> = TRIB:REIV	<Path> = REIV

Frequency Measurement

Old <string>

FREQuency:SPDH

FOFPpm:SPDH

FOFHz:SPDH

Preferred <string>

FREQuency

FOFPpm

FOF

Optical Power

Old <string>

OPOWer:SDH

OPOWer:SONet

Preferred <string>

OPOWer

OPOWer

Backwards Compatibility of STATUS commands

This section summarizes differences between the STATUS commands of the OmniBER OTN and the OmniBER 718

Commands

The following generic commands are common to both OmniBER 718 and OmniBER OTN instruments:

:STATUS:<register>:CONDition?
:STATUS:<register>:ENABle
:STATUS:<register>:ENABle?
:STATUS:<register>:EVENT?
:STATUS:<register>:NTRansition
:STATUS:<register>:NTRansition?
:STATUS:<register>:PTRansition
:STATUS:<register>:PTRansition?

The following commands are not supported with the OmniBER OTN instruments:

:STATUS:<register>:HISTory
:STATUS:<register>:HISTory?

Non Supported Registers

As a result in the difference in functionality the following status registers used in OmniBER 718 instruments are not provided in the OmniBER OTN instruments:

ATM Status Register
DS2 Status Register
IPOS Status Register
JITTer Status Register

The addition of functionality to the OmniBER OTN has necessitated the addition of STATUS registers to handle the need for additional status bits. This has also resulted in some rationalization of the status bits relative to the OmniBER 718 product.

Reused Registers

Please refer to the appropriate instrument SCPI manuals for details of the STATUS registers.

The OmniBER 718 status bits named below are not available in OmniBER OTN.

INSTRument Status Register

DB15	DB14	DB13	DB12	DB11	DB10	DB9	DB8
-	-	-	-	-	-	-	-

DB7	DB6	DB5	DB4	DB3	DB2	DB1	DB0
DISK	-	-	-	-	-	LOE	SMG

DATA Status Register

DB15	DB14	DB13	DB12	DB11	DB10	DB9	DB8
-	-	-	-	IPOS	SDH3	-	-

DB7	DB6	DB5	DB4	DB3	DB2	DB1	DB0
-	ATM	-	JITT	SDH2	-	FAS	-

DB3 & DB10: SDHn|SONETn registers are now summarised into DB2.

ISUMmary Status Register

DB15	DB14	DB13	DB12	DB11	DB10	DB9	DB8
-	-	-	-	-	-	-	IPOS

DB7	DB6	DB5	DB4	DB3	DB2	DB1	DB0
ATM	-	LOP	FAR	AIS	-	-	-

SDH | SONet Status Register

11 Backwards Compatibility

DB15	DB14	DB13	DB12	DB11	DB10	DB9	DB8
-	ERR	-	-	-	-	-	-

DB7	DB6	DB5	DB4	DB3	DB2	DB1	DB0
-	PSL	-	-	-	-	-	LOS

DB0, DB6 & DB14 workaround: use OmniBER OTN status bits in ISUMmary register

SDH2 | SONet2 Status Register

DB15	DB14	DB13	DB12	DB11	DB10	DB9	DB8
-	BDL	BCL	PSA	RAS	TAS	PSI	FMU

DB7	DB6	DB5	DB4	DB3	DB2	DB1	DB0
ALSC	-	-	-	-	-	-	-

SDH3 | SONet3 Status Register

DB15	DB14	DB13	DB12	DB11	DB10	DB9	DB8
-	-	-	-	-	-	-	FMU_1 S

DB7	DB6	DB5	DB4	DB3	DB2	DB1	DB0
-	-	-	-	-	-	-	-

DB8 workaround: use OmniBER OTN TCM status bit

SPDH Status Register

DB15	DB14	DB13	DB12	DB11	DB10	DB9	DB8
------	------	------	------	------	------	-----	-----

-	ERR	PSL	ILOS	IPES	DPES	FMU	LOC
---	-----	-----	------	------	------	-----	-----

DB7	DB6	DB5	DB4	DB3	DB2	DB1	DB0
-	ALSC	-	-	-	-	-	-

M140 Status Register

DB15	DB14	DB13	DB12	DB11	DB10	DB9	DB8
-	-	DEFO	IEFO	-	-	-	-

DB7	DB6	DB5	DB4	DB3	DB2	DB1	DB0
-	-	-	-	-	-	-	LOS

M34 Status Register

DB15	DB14	DB13	DB12	DB11	DB10	DB9	DB8
-	-	DEFO	IEFO	-	-	-	-

DB7	DB6	DB5	DB4	DB3	DB2	DB1	DB0
-	-	-	-	-	-	-	LOS

M8 Status Register

DB15	DB14	DB13	DB12	DB11	DB10	DB9	DB8
-	-	-	-	-	-	-	-

DB7	DB6	DB5	DB4	DB3	DB2	DB1	DB0
-	-	-	-	-	-	-	LOS

M2 Status Register

DB15	DB14	DB13	DB12	DB11	DB10	DB9	DB8
-	-	-	-	-	-	-	-

DB7	DB6	DB5	DB4	DB3	DB2	DB1	DB0
-	-	-	CRC	-	-	-	LOS

DS3 Status Register

DB15	DB14	DB13	DB12	DB11	DB10	DB9	DB8
-	-	-	-	-	-	DEFO	IEFO

DB7	DB6	DB5	DB4	DB3	DB2	DB1	DB0
-	-	-	-	-	-	-	LOS

DS1 Status Register

DB15	DB14	DB13	DB12	DB11	DB10	DB9	DB8
-	-	-	-	-	-	-	-

DB7	DB6	DB5	DB4	DB3	DB2	DB1	DB0
-	-	-	-	-	-	-	LOS

OmnibER 718 Features/Commands Not Supported

This section details commands that are not supported in the OmnibER OTN instrument. Please refer to the OmnibER 718 remote control manual for details of the commands indicated.

For a command ending in "<>", this indicates that all parameters of a single command are relevant. For a command ending in ":", this indicates that all commands starting with this root are relevant. For a command where a single parameter is indicated "<parameter>", only this parameter is relevant.

Alarm Scan

The 37718 Alarm Scan feature is superseded by the Signal Wizard feature.

```
FETCh:ARRAy:DATA:TELEcom:SDH:ASCan?
FETCh:ARRAy:DATA:TELEcom:SONet:ASCan?
FETCh:ARRAy:DATA:TELEcom:SPDH:ASCan
SENSE:DATA:TELEcom:SDH:ASCan<>:
SENSE:DATA:TELEcom:SDH:ASCan
SENSE:DATA:TELEcom:SONet:ASCan<>:
SENSE:DATA:TELEcom:SDH:ASCan
SENSE:DATA:TELEcom:SPDH:ASCan<>
```

ATM

```
FETCh:STRing:DATA:TELEcom:SPDH:M34:TTrace
SENSE:DATA:TELEcom:ATM:
SOURce:DATA:TELEcom:ATM
SOURce:DATA:TELEcom:TFUNction<ATM>
SOURce:DATA:TELEcom:SDH:MAPPING <ATM>
SOURce:DATA:TELEcom:SONet:MAPPING <ATM>
SENSE:DATA:TELEcom:TFUNction <ATM>
SENSE:DATA:TELEcom:SONet:MAPPING <ATM>
```

External Clock Level

```
SOURce:CLOCK:SDH|SONet:LEVel
```

Jitter

```
FETCh:ARRAy:DATA:TELEcom:JITTer:
```

OUTPut:TELEcom:JITTer<>
SENSE:DATA:TELEcom:JITTer:
SOURce:DATA:TELEcom:JITTer:
SYSTem:PRINt:CONtEnt:JITTer<>

Optical Stress Test

SOURce:DATA:TELEcom:SDH:STESt:
SOURce:DATA:TELEcom:SONet:STESt:

Overhead BER

SENSE:DATA:TELEcom:SDH:OBERtest:
SENSE:DATA:TELEcom:SONet:OBERtest:
SOURce:DATA:TELEcom:SDH:OBERtest:
SOURce:DATA:TELEcom:SDH:OBERtest<>
SOURce:DATA:TELEcom:SONet:OBERtest:
SOURce:DATA:TELEcom:SONet:OBERtest<>
SENSE:DATA:TELEcom:SDH:TFUNction:TYPE <OBERTest>
SENSE:DATA:TELEcom:SONet:TFUNction:TYPE <OBERTest>

Packet over SONET

SENSE:DATA:TELEcom:IPOS:
SOURce:DATA:TELEcom:IPOS:
SOURce:DATA:TELEcom:TFUNction<POS>
SOURce:DATA:TELEcom:SDH:MAPPing <IPOS>
SOURce:DATA:TELEcom:SONet:MAPPing <IPOS>
SENSE:DATA:TELEcom:TFUNction <POS>
SENSE:DATA:TELEcom:SONet:MAPPing <IPOS>

PDH Equalisation

INPut:TELEcom:SPDH:EQUalisation

PDH Signaling

FETCh:SCALAr:DATA:TELEcom:SPDH:TSLot:SIGNaling?
SENSE:DATA:TELEcom:SDH|SONet:PRIMary:TS0

Pointer Sequences

SOURce:DATA:TELEcom:SDH:POINter:G783<>
SOURce:DATA:TELEcom:SDH:POINter:G783:
SOURce:DATA:TELEcom:SONet:POINter:T1105:

SOURce:DATA:TELEcom:SONet:POINter:T1105<>

Protected Monitor points

OUTPut:TELEcom:OC12:INTerface?
 OUTPut:TELEcom:OC3:INTerface?
 OUTPut:TELEcom:OC48:INTerface?
 OUTPut:TELEcom:OPT16:INTerface?
 OUTPut:TELEcom:OPT1:INTerface?
 OUTPut:TELEcom:OPT4:INTerface?
 :INPut:TELEcom:OC3:INTerface <MONitor>
 :INPut:TELEcom:OC12:INTerface <MONitor>
 :INPut:TELEcom:OC48:INTerface <MONitor>
 :INPut:TELEcom:OPT1:INTerface <MONitor>
 :INPut:TELEcom:OPT4:INTerface <MONitor>
 :INPut:TELEcom:OPT16:INTerface <MONitor>
 SOURce:CLOCK:SDH:SOURce <RMON0, RMON1, RMON4>
 SOURce:CLOCK:SONet:SOURce <RMN1, RMN3, RMN12>

Round Trip Delay

:SENSe:DATA:TELEcom:SPDH:RTDelay <boolean>

Short term gating

A short term period is not settable - counts and ratios in the last second are available instead.

SENSe:DATA:TELEcom:STERm:PERiod<>

Suppression of results

SENSe:DATA:TELEcom:SDH:MSRei<>
 SENSe:DATA:TELEcom:SONet:REIL<>
 SENSe:DATA:TELEcom:SDH:MSAis<>
 SENSe:DATA:TELEcom:SONET:MSAis<>

64kbit/s external clock format

:SOURce:CLOCK:SDH:FORMat <K64>
 :SOURce:CLOCK:SONet:FORMat <K64>

Thru mode payload overwrite

:SOURce:DATA:TELEcom:SDH:THRumode:PAYLoad:OVERwrit

e:
:SOURce:DATA:TELEcom:SONet:THRumode:PAYLoad:OVERwr
ite:

Other commands

SYSTem:WINDow<>
SYSTem:PRINt:

The following commands originate from older instruments and were only provided in the OmniBER 718 for backwards compatibility, they are no longer supported.

SENSe:DATA:TELEcom:SDH:DDCC:POLarity <discrete>
SOURce:DATA:TELEcom:ERRor:BIT <discrete>
SOURce:DATA:TELEcome:SDH:IDCC:POLarity <discrete>

OmniBER 718 SENSE:DATA Results Not Supported

(Feature not in OmniBER OTN)

The following results or groups of results from OmniBER 718 instruments are not supported in the OmniBER OTN:

ATM

ASEConds:IPOS:
 ECOunt:IPOS:
 ERATio:IPOS:
 SDTest:IPOS:

G826 ANALysis Results

...:SDH:TCM:ERR:ANALysis
 ...:SDH:TCM:OEI:ANALysis

Jitter

COUNT:JITT:HITS
 COUNT:JITT:WANDer:SEConds:TIERror
 COUNT:JITT:WANDer:TIERror
 FOFpPm:JITT:WANDer:IMPLied
 FSEConds:JITT:HITS
 PEAK:JITT:
 RMS:JITT
 RMS:JITT:STERm
 SEConds:JITT:HITS
 SLIPs:JITT:WANDer:BIT
 SLIPs:JITT:WANDer:FRAMe

Overhead BER

ASEConds:SDH:OPSL
 ASEConds:SONet:OPSL
 ECOunt:SONet:OVERhead
 ECOunt:SDH:OVERhead

Packet over SONET

ASEConds:IPOS:
 ECOunt:IPOS:
 ERATio:IPOS:
 SDTest:IPOS:

Round Trip Delay

RTDelay:SPDH:COUNT

OmniBER 718 features with no SCPI support

This section details features present in the OmniBER OTN and OmniBER 718 that no longer have SCPI support in the OmniBER OTN. Please refer to the OmniBER 718 remote control manual for details of the commands indicated.

Beep on error

SYSTem:BEEPer:STAtE

New operating system with different mechanism

Floppy Disk Control

SYSTem:DISK:

Disk action is now local and not a remote activity

Keyboard lock

SYSTem:KLOCK

New operating system with different mechanism

Selftest Wavelength selection

SYSTem:SELFTest:WAVelength

Was hardware dependant

Stored Settings

SYSTem:SSETting:LABel

SYSTem:SSETting:LOCK

New operating system with different mechanism

Trouble Scan

FETCH:ARRAy:DATA:TELEcom:SDH|SONet:TSCan?

SENSE:DATA:TELEcom:SDH|SONet:TSCan

SENSE:DATA:TELEcom:TSCan

New operating system with different mechanism

Workarounds for Incompatible OmniBER 718 Commands

This section details commands that are not supported in the OmniBER OTN instrument but a workaround exists. The degree of compatibility depends on the command.

DS3 FEAC

:FETCh:STRing:DATA:TELEcom:SPDH:FEAC?

Use :FETCh:SCALAr:DATA:TELEcom:SPDH:FEAC?

:FETCh:STRing:DATA:TELEcom:SPDH:FEAC:LAST?

Use :FETCh:SCALAr:DATA:TELEcom:SPDH:FEAC:LAST?

Overhead Data

:SOURce:DATA:TELEcom:SDH:SEQuence:OHBYte Z1/Z2

:SOURce:DATA:TELEcom:SDH:SEQuence:COLumn <numeric>

:SENSe:DATA:TELEcom:SDH:OCAPture:OHBYte Z1/Z2

:SENSe:DATA:TELEcom:SDH:OCAPture:COLumn <numeric>

Instead of Z1/Z2, use Xrc (for example, X92) notation to specify the overhead sequence channel.

:SOURce:DATA:TELEcom:SDH:SEQuence:DATA<>

:SOURce:DATA:TELEcom:SONet:SEQuence:DATA<>

Use numeric 1 to 256 instead of A,B,C,D,E

:SOURce:DATA:TELEcom:SDH:SEQuence:ORDer

:SOURce:DATA:TELEcom:SONet:SEQuence:ORDer

Repeat elements in sequence data to generate required repetition

Pointer Graph

:FETCh:ARRAy:DATA:TELEcom:PGRaph?

Use :SENSe:DATA:TELEcom:MRS:... in order to retrieve pointer graph data.

Printer and Logging Control

SYSTem:PRINt:... and SYSTem:LOGGing:...

Use SYSTem:LOGGing:... but with much reduced functionality

PDH Output STATE

:OUTPut:TELEcom:SPDH:STATe <boolean>

This functionality is not provided. The Alarm Generation functionality could be used to produce a similar effect by generating LOS.

Stored Measurement Graphics

SENSe:DATA:TELEcom:SMG

Use :SENSe:DATA:TELEcom:MRS:... commands

Trace messages

FETCh:STRing:DATA:TELEcom:SDH|SONet:J0:HEXadecimal?

See FETCh:STRing:DATA:TELEcom:SDH|SONet:J0?

FETCh:STRing:DATA:TELEcom:SDH|SONet:J1:HEXadecimal?

See FETCh:STRing:DATA:TELEcom:SDH|SONet:J1?

:FETCh:STRing:DATA:TELEcom:SDH|SONet:TRIButary:J1:HEXadecimal?

See

:FETCh:STRing:DATA:TELEcom:SDH|SONet:TRIButary:J1?

:FETCh:STRing:DATA:TELEcom:SDH|SONet:TRIButary:J2:HEXadecimal?

See

:FETCh:STRing:DATA:TELEcom:SDH|SONet:TRIButary:J2?

SOURce:DATA:TELEcom:SDH|SONet:OVERhead:J0:HEXadecimal?

See SOURce:DATA:TELEcom:SDH|SONet:OVERhead:J0?

SOURce:DATA:TELEcom:SDH|SONet:POVerhead:J1:HEXadecimal?

See SOURce:DATA:TELEcom:SDH|SONet:POVerhead:J1?

SOURce:DATA:TELEcom:SDH|SONet:TRIButary:POVerhead:J2:HEXadecimal?

See

SOURce:DATA:TELEcom:SDH|SONet:TRIButary:POVerhead:J2?

SOURce:DATA:TELEcom:SDH|SONet:OVERhead:J0:PATtern <TEST>

```
SOURce:DATA:TELEcom:SDH|SONet:POVerhead:J1:PATtern<  
TEST,CRC7Test>
```

```
SENSe:DATA:TELEcom:SDH|SONet:POVerhead:J1:PATtern  
<TEST,CRC7Test>
```

```
SENSe:DATA:TELEcom:SONet:OVERhead:J0:PATtern <TEST>
```

```
SENSe:DATA:TELEcom:SDH:TCM:APID:PATtern <DEFault,  
TEST>
```

Choose an alternative parameter.

Workarounds for Incompatible OmniBER 718 SENSE:DATA Results

Alarm Seconds

Old <string>	Workaround <string>
ASEConds:SPDH:OOF	ASEConds:DS1:OOF and ASEConds:DS3:OOF

Error Counts and Ratios

Old <string>	Workaround <string>
ECOunt:....STERm...	ECOunt:....LSECond...
ERATio:....STERm...	ERATio:....LSECond...

G826 ANALysis Results

Old <string>	Workaround <string>
...:BLKBit:ANALysis	Use ...:BIT:G826

Frequency Measurement

Old <string>	Workaround <string>
FOFHz:SDH SONet[:GATE16S5D	FOF
FOFPpm:SDH SONet[:GATE16S5D	FOFPpm
FRE- Quency:SDH SONet SDPH:GATE1S	FREQuency
FRE- Quency:SDH SONet SPDH[:GATE16S 5D	FREQuency

ITU G.821

Feature completely revised with respect to the latest version of the standard. A number of old result types no longer exist.


Old <string>	Workaround <string>
<result-old>:SPDH:BIT:ANALysis	<result-new>:SPDH:BIT:G821

ITU M.2110

Old <string>	Workaround <string>
<result>:SPDH:ANALysis:M2110	<result>:<path>:M2110

ITU M.2120

Old <string>	Workaround <string>
<result>:SPDH:<path>:ANALysis:M2120	<result>:<path>:M2120



12

SCPI Error Messages

SCPI Error Messages	577
No Error	578
Command Errors [-199, -100]	579
Execution Errors [-299, -200]	585
Query Errors [-399, -300]	592
Query Errors [-499, -400]	594



SCPI Error Messages

The system-defined error/event numbers are chosen on an enumerated ("1 of N") basis. The SCPI defined error/event numbers and the error description portions of the ERROR query response are listed here. The first error/event described in each class (for example, -100, -200, -300, -400) is a "generic" error. In selecting the proper error/event number to report, more specific error/event codes are preferred, and the generic error/event is used only if the others are inappropriate.

No Error

This message indicates that the device has no errors.

No Error

The queue is completely empty. Every error/event in the queue has been read or the queue was purposely cleared by power-on, *CLS, etc.

Command Errors [-199, -100]

An < error/event number > in the range [-199, -100] indicates that an IEEE 488.2 syntax error has been detected by the instrument's parser. The occurrence of any error in this class should cause the command error bit (bit 5) in the event status register (IEEE 488.2, section 11.5.1) to be set. One of the following events has occurred:

- An IEEE 488.2 system error has been detected by the parser. That is, a controller-to-device message was received which is in violation of the IEEE 488.2 standard. Possible violations include a data element which violates the device listening formats or whose type is unacceptable to the device.
- An unrecognized header was received. Unrecognized headers include incorrect device-specific headers and incorrect or not implemented IEEE 488.2 common commands.
- A Group Execute Trigger (GET) was entered into the input buffer inside of an IEEE 488.2 < PROGRAM MESSAGE >.

Events that generate command errors shall not generate execution errors, device-specific errors, or query errors.

-100 **Command error**

This is the generic syntax error for devices that cannot detect more specific errors. This code indicates only that a Command Error as defined in IEEE 488.2, 11.5.1.1.4 has occurred.

-101 **Invalid character**

A syntactic element contains a character which is invalid for that type; for example, a header containing an ampersand, SET UP&. This error might be used in place of errors -114, -121, -141, and perhaps some others.

-102 **Syntax error**

An unrecognized command or data type was encountered; for example, a string was received when the device does

12 SCPI Error Messages

- not accept strings.
- 103 **Invalid separator**
The parser was expecting a separator and encountered an illegal character; for example, the semicolon was omitted after a program message unit, *ESE 1:OUTP1:TEL:RATE 140 Mb/s
 - 104 **Data type error**
The parser recognized a data element different than one allowed; for example, numeric or string data was expected but block data was encountered.
 - 105 **GET not allowed**
A Group Execute Trigger was received within a program message (see IEEE 488.2, 7.7).
 - 108 **Parameter not allowed**
More parameters were received than expected for the header; for example, the *RCL common command only accepts one parameter, so receiving *RCL 0,1 is not allowed.
 - 109 **Missing parameter**
Fewer parameters were received than required for the header; for example, the *ESE common command requires one parameter, so receiving *ESE is not allowed.
 - 110 **Command header error**
An error was detected in the header. This error message should be used when the device cannot detect the more specific errors described for errors -111 through -119.
 - 111 **Header separator error**
A character which is not a legal header separator was encountered while parsing the header; for example, no white space followed the header, thus *ESE1 is an error.
 - 112 **Program mnemonic too long**
The header contains more than twelve characters (see IEEE 488.2, 7.6.1.4.1).
 - 113 **Undefined header**

- The header is syntactically correct, but it is undefined by this specific device; for example, *XYZ is not defined for any device.
- 114 **Header suffix out of range**
Indicates that a non-header character has been encountered in what the parser expects is a header element.
- 120 **Numeric data error**
This error, as well as errors -121 through -129, are generated when parsing a data element which appears to be numeric, including the non-decimal numeric types. This particular error message should be used if the device cannot detect a more specific error.
- 121 **Invalid character in number**
An invalid character for the data type being parsed was encountered; for example, an alpha in a decimal numeric or a "9" in octal data.
- 123 **Exponent too large**
The magnitude of the exponent was larger than 32000 (see IEEE 488.2, 7.7.2.4.1).
- 124 **Too many digits**
The mantissa of a decimal numeric data element contained more than 255 digits excluding leading zeros (see IEEE 488.2, 7.7.2.4.1).
- 128 **Numeric data not allowed**
A legal numeric data element was received, but the device does not accept one in this position for the header.
- 130 **Suffix error**
This error, as well as errors -131 through -139, are generated when parsing a suffix. This particular error message should be used if the device cannot detect a more specific error.
- 131 **Invalid suffix**
The suffix does not follow the syntax described in IEEE

12 SCPI Error Messages

- 488.2, 7.7.3.2, or the suffix is inappropriate for this device.
- 134 **Suffix too long**
The suffix contained more than 12 characters (see IEEE 488.2, 7.7.3.4).
 - 138 **Suffix not allowed**
A suffix was encountered after a numeric element which does not allow suffixes.
 - 140 **Character data error**
This error, as well as errors -141 through -149, are generated when parsing a character data element. This particular error message should be used if the device cannot detect a more specific error.
 - 141 **Invalid character data**
Either the character data element contains an invalid character or the particular element received is not valid for the header.
 - 144 **Character data too long**
The character data element contains more than twelve characters (see IEEE 488.2, 7.7.1.4).
 - 148 **Character data not allowed**
A legal character data element was encountered where prohibited by the device.
 - 150 **String data error**
This error, as well as errors -151 through -159, are generated when parsing a string data element. This particular error message should be used if the device cannot detect a more specific error.
 - 151 **Invalid string data**
A string data element was expected, but was invalid for some reason (see IEEE 488.2, 7.7.5.2); for example, an END message was received before the terminal quote character.
 - 158 **String data not allowed**
A string data element was encountered but was not

- allowed by the device at this point in parsing.
- 160 **Block data error**
This error, as well as errors -161 through -169, are generated when parsing a block data element. This particular error message should be used if the device cannot detect a more specific error.
- 161 **Invalid block data**
A block data element was expected, but was invalid for some reason (see IEEE 488.2, 7.7.6.2); for example, an END message was received before the length was satisfied.
- 168 **Block data not allowed**
A legal block data element was encountered but was not allowed by the device at this point in parsing.
- 170 **Expression error**
This error, as well as errors -171 through -179, are generated when parsing an expression data element. This particular error message should be used if the device cannot detect a more specific error.
- 171 **Invalid expression**
The expression data element was invalid (see IEEE 488.2, 7.7.7.2); for example, unmatched parentheses or an illegal character.
- 178 **Expression data not allowed**
A legal expression data was encountered but was not allowed by the device at this point in parsing.
- 180 **Macro error**
This error, as well as errors -181 through -189, are generated when defining a macro or executing a macro. This particular error message should be used if the device cannot detect a more specific error.
- 181 **Invalid outside macro definition**
Indicates that a macro parameter placeholder (\$<number>) was encountered outside of a macro definition.
- 183 **Invalid inside macro definition**

12 SCPI Error Messages

Indicates that the program message unit sequence, sent with a *DDT or *DMC command, is syntactically invalid (see 10.7.6.3).

-184 **Macro parameter error**

Indicates that a command inside the macro definition had the wrong number or type of parameters.

Execution Errors [-299, -200]

An < error/event number > in the range [-299, -200] indicates that an error has been detected by the instrument's execution control block. The occurrence of any error in this class should cause the execution error bit (bit 4) in the event status register (IEEE 488.2, section 11.5.1) to be set. One of the following events has occurred:

- A < PROGRAM DATA > element following a header was evaluated by the device as outside of its legal input range or is otherwise inconsistent with the device
- A valid program message could not be properly executed due to some device condition.

Execution errors shall be reported by the device after rounding and expression evaluation operations have taken place. Rounding a numeric data element, for example, shall not be reported as an execution error. Events that generate execution errors shall not generate Command Errors, device-specific errors, or Query Errors.

- 200 **Execution error**
This is the generic syntax error for devices that cannot detect more specific errors. This code indicates only that an Execution Error as defined in IEEE 488.2, 11.5.1.1.5 has occurred.
- 201 **Invalid while in local**
Indicates that a command is not executable while the device is in local due to a hard local control (see IEEE 488.2, 5.6.1.5); for example, a device with a rotary switch receives a message which would change the switches state, but the device is in local so the message can not be executed.
- 202 **Settings lost due to rtl**
Indicates that a setting associated with a hard local control (see IEEE 488.2, 5.6.1.5) was lost when the device changed to LOCS from REMS or to LWLS from RWLS.
- 210 **Trigger error**

12 SCPI Error Messages

- 211 **Trigger ignored**
Indicates that a GET, *TRG, or triggering signal was received and recognized by the device but was ignored because of device timing considerations; for example, the device was not ready to respond. Note: a DT0 device always ignores GET and treats *TRG as a Command Error.
- 212 **Arm ignored**
Indicates that an arming signal was received and recognized by the device but was ignored.
- 213 **Init ignored**
Indicates that a request for a measurement initiation was ignored as another measurement was already in progress.
- 214 **Trigger deadlock**
Indicates that the trigger source for the initiation of a measurement is set to GET and subsequent measurement query is received. The measurement cannot be started until a GET is received, but the GET would cause an INTERRUPTED error.
- 215 **Arm deadlock**
Indicates that the arm source for the initiation of a measurement is set to GET and subsequent measurement query is received. The measurement cannot be started until a GET is received, but the GET would cause an INTERRUPTED error.
- 220 **Parameter error**
Indicates that a program data element related error occurred. This error message should be used when the device cannot detect the more specific errors described for errors -221 through -229.
- 221 **Setting conflict**
Indicates that a legal program data element was parsed but could not be executed due to the current device state (see IEEE 488.2, 6.4.5.3 and 11.5.1.1.5.)
- 222 **Data out of range**

- Indicates that a legal program data element was parsed but could not be executed because the interpreted value was outside the legal range as defined by the device (see IEEE 488.2, 11.5.1.1.5.)
- 223 **Too much data**
Indicates that a legal program data element of block, expression, or string type was received that contained more data than the device could handle due to memory or related device-specific requirements.
- 224 **Illegal parameter value**
Used where exact value, from a list of possibles, was expected.
- 230 **Data corrupt or stale**
Possibly invalid data; new reading started but not completed since last access.
- 231 **Data questionable**
Indicates that measurement accuracy is suspect.
- 240 **Hardware error**
Indicates that a legal program command or query could not be executed because of a hardware problem in the device. Definition of what constitutes a hardware problem is completely device-specific. This error message should be used when the device cannot detect the more specific errors described for errors -241 through -249.
- 241 **Hardware missing**
Indicates that a legal program command or query could not be executed because of missing device hardware; for example, an option was not installed. Definition of what constitutes missing hardware is completely device-specific.
- 250 **Mass storage error**
Indicates that a mass storage error occurred. This error message should be used when the device cannot detect the more specific errors described for errors -251 through

- 259.
- 251 **Missing mass storage**
Indicates that a legal program command or query could not be executed because of missing mass storage; for example, an option that was not installed. Definition of what constitutes missing mass storage is device-specific.
- 252 **Missing media**
Indicates that a legal program command or query could not be executed because of a missing media; for example, no disk. The definition of what constitutes missing media is device-specific.
- 253 **Corrupt media**
Indicates that a legal program command or query could not be executed because of corrupt media; for example, bad disk or wrong format. The definition of what constitutes corrupt media is device-specific.
- 254 **Media full**
Indicates that a legal program command or query could not be executed because the media was full; for example, there is no room on the disk. The definition of what constitutes a full media is device-specific.
- 255 **Directory full**
Indicates that a legal program command or query could not be executed because the media directory was full. The definition of what constitutes a full media directory is device-specific.
- 256 **File name not found**
Indicates that a legal program command or query could not be executed because the file name on the device media was not found; for example, an attempt was made to read or copy a nonexistent file. The definition of what constitutes a file not being found is devicespecific.
- 257 **File name error**
Indicates that a legal program command or query could not

be executed because the file name on the device media was in error; for example, an attempt was made to copy to a duplicate file name. The definition of what constitutes a file name error is device-specific.

-258 **Media protected**

Indicates that a legal program command or query could not be executed because the media was protected; for example, the writeprotect tab on a disk was present. The definition of what constitutes protected media is device-specific.

-260 **Expression error**

Indicates that an expression program data element related error occurred. This error message should be used when the device cannot detect the more specific errors described for errors -261 through -269.

-261 **Math error in expression**

Indicates that a syntactically legal expression program data element could not be executed due to a math error; for example, a divide-byzero was attempted. The definition of math error is device-specific.

-270 **Macro error**

Indicates that a macro-related execution error occurred. This error message should be used when the device cannot detect the more specific errors described for errors -271 through -279.

-271 **Macro syntax error**

Indicates that a syntactically legal macro program data sequence, according to IEEE 488.2, 10.7.2, could not be executed due to a syntax error within the macro definition (see IEEE 488.2, 10.7.6.3.)

-272 **Macro execution error**

Indicates that a syntactically legal macro program data sequence could not be executed due to some error in the macro definition (see IEEE 488.2, 10.7.6.3.)

- 273 **Illegal macro label**
Indicates that the macro label defined in the *DMC command was a legal string syntax but could not be accepted by the device (see IEEE 488.2, 10.7.3 and 10.7.6.2); for example, the label was too long, the same as a common command header, or contained invalid header syntax.
- 274 **Macro parameter error**
Indicates that the macro definition improperly used a macro parameter placeholder (see IEEE 488.2, 10.7.3).
- 275 **Macro definition too long**
Indicates that a syntactically legal macro program data sequence could not be executed because the string or block contents were too long for the device to handle (see IEEE 488.2, 10.7.6.1).
- 276 **Macro recursion error**
Indicates that a syntactically legal macro program data sequence could not be executed because the device found it to be recursive (see IEEE 488.2, 10.7.6.6).
- 277 **Macro redefinition not allowed**
Indicates that a syntactically legal macro label in the *DMC command could not be executed because the macro label was already defined (see IEEE 488.2, 10.7.6.4).
- 278 **Macro header not found**
Indicates that a syntactically legal macro label in the *GMC? query could not be executed because the header was not previously defined.
- 280 **Program error**
Indicates that a downloaded program-related execution error occurred. This error message should be used when the device cannot detect the more specific errors described for errors -281 through -289.

NOTE

A downloaded program is used to add algorithmic capability to a device. The syntax used in the program and the mechanism for downloading a program is device-specific.

- 281 **Cannot create program**
Indicates that an attempt to create a program was unsuccessful. A reason for the failure might include not enough memory.
- 282 **Illegal program name**
The name used to reference a program was invalid; for example, redefining an existing program, deleting a nonexistent program, or in general, referencing a nonexistent program.
- 283 **Illegal variable name**
An attempt was made to reference a nonexistent variable in a program.
- 284 **Program currently running**
Certain operations dealing with programs may be illegal while the program is running; for example, deleting a running program might not be possible.
- 285 **Program syntax error**
Indicates that a syntax error appears in a downloaded program. The syntax used when parsing the downloaded program is device-specific.
- 286 **Program runtime error**

Query Errors [-399, -300]

An < error/event number > in the range [-399, -300] indicates that the instrument has detected an error which is not a command error, a query error, or an execution error; some device operations did not properly complete, possibly due to an abnormal hardware or firmware condition. These codes are also used for self-test response errors. The occurrence of any error in this class should cause the device-specific error bit (bit 3) in the event status register (IEEE 488.2, section 11.5.1) to be set. The meaning of positive error codes is device-dependent and may be enumerated or bit mapped; the <error message> string for positive error codes is not defined by SCPI and available to the device engineer. Note that the string is not optional; if the designer does not wish to implement a string for a particular error, the null string should be sent (for example 42," "). The occurrence of any error in this class should cause the device-specific error bit (bit 3) in the event status register (IEEE 488.2, section 11.5.1) to be set. Events that generate device-specific errors shall not generate command errors, execution errors, or query errors; see the other error definitions in this section.

- 300 **Device-specific error**
This is the generic device-dependent error for devices that cannot detect more specific errors. This code indicates only that a Device-Dependent Error as defined in IEEE 488.2, 11.5.1.1.6 has occurred.
- 310 **System error**
Indicates that some error, termed "system error" by the device has occurred. This code is device-dependent.
- 311 **Memory error**
Indicates that an error was detected in the device's memory. The scope of this error is device-dependent.
- 312 **PUD memory lost**
Indicates that the protected user data saved by the *PUD command has been lost.
- 313 **Calibration memory lost**
Indicates that non-volatile calibration data used by the

- *CAL? command has been lost.
- 314 **Save/Recall memory lost**
Indicates that the non-volatile data saved by the *SAV? command has been lost.
- 315 **Configuration memory lost**
Indicates that the non-volatile data saved by the device has been lost. The meaning of this error is device-specific.
- 330 **Self-test failed**
- 350 **Queue overflow**
A specific code entered into the queue in lieu of the code that caused the error. This code indicates that there is no room in the queue and an error occurred but was not recorded.
- 360 **Communication error**
This is the generic communication error for devices that cannot detect the more specific errors described for errors -361 through -363.
- 361 **Parity error in program message**
Parity bit not correct when data received for example, on a serial port (for example, a baud rate mismatch).
- 362 **Framing error in program message**
A stop bit was not detected when data was received for example, on a serial port.
- 363 **Input buffer overrun**
Software or hardware input buffer on serial port overflows with data caused by improper or non-existent pacing.

Query Errors [-499, -400]

An < error/event number > in the range [-499, -400] indicates that the output queue control of the instrument has detected a problem with the message exchange protocol described in IEEE 488.2, chapter 6. The occurrence of any error in this class should cause the query error bit (bit 2) in the event status register (IEEE 488.2, section 11.5.1) to be set. These errors correspond to message exchange protocol errors described in IEEE 488.2, section 6.5. One of the following is true:

- An attempt is being made to read data from the output queue when no output is either present or pending;
- Data in the output queue has been lost.

Events that generate query errors shall not generate command errors, execution errors, or device-specific errors; see the other error definitions in this section.

-400 **Query error**

This is the general query error for devices that cannot detect more specific errors. This code indicates only that a Query Error as defined in IEEE 488.2, 11.5.1.1.7 and 6.3 has occurred.

-410 **Query INTERRUPTED**

Indicates that a condition causing an INTERRUPTED Query error occurred (see IEEE 488.2, 6.3.2.3); for example, a query followed by DAB or GET before a response was completely sent.

-420 **Query UNTERMINATED**

Indicates that a condition causing an UNTERMINATED Query error occurred (see IEEE 488.2, 6.3.2.2); for example, the device was addressed to talk and an incomplete program message was received.

-430 **Query DEADLOCKED**

Indicates that a condition causing a DEADLOCKED Query error occurred (see IEEE 488.2, 6.3.1.7); for example, both input buffer and output buffer are full and the device

cannot continue.

-440 **Query UNTERMINATED after indefinite response**

Indicates that a query was received in the same program message after a query requesting an indefinite response was executed (see IEEE 488.2, 6.5.7.5.7.)



13

General Index



Index

B

Backwards Compatibility 493
 Backwards Compatibility of STATus commands 556
 Commands 556
 DATA Status Register 557
 DS1 Status Register 560
 DS3 Status Register 560
 INSTRument Status Register 557
 ISUMmary Status Register 557
 M140 Status Register 559
 M2 Status Register 560
 M34 Status Register 559
 M8 Status Register 559
 Non Supported Registers 556
 Reused Registers 556
 SDH|SONet Status Register 557
 SDH2|SONet2 Status Register 558
 SDH3|SONet3 Status Register 558
 SPDH Status Register 558

C

Command Errors [-199, -100] 579
 Command Prompt 26
 Commands Provided for Backward Compatibility 496
 :FETCh 496
 :INPut:TELEcom 499
 :INSTRument 501
 :OUTPut:TELEcom 501
 :SENSe:DATA:TELEcom 538
 :SENSe:DATA:TELEcom:PDH 545
 :SENSe:DATA:TELEcom:SDH|SONet 539
 :SOURce:CLOCK 504
 :SOURce:DATA:TELEcom 506
 :SOURce:DATA:TELEcom:PDH 530
 :SOURce:DATA:TELEcom:SDH|SONet 507

:SYSTem 551
 Alarm and Error Generation 508
 Alarm and Error Generation 532
 Background 512
 DS1 Loopcodes 537
 DS1 Loopcodes 547
 DS3 FEAC 535
 Functions 529
 Functions 544
 General Commands 530
 General Commands 545
 ITU Analysis Control 547
 Mapping 513
 Mapping 540
 MSP (APS) Messages 515
 Overhead 517
 Path Overhead 524
 Patterns (Out Of Service) 537
 Patterns (Out Of Service) 549
 Payload 519
 Payload 541
 Pointer 521
 Signaling Bits 535
 Spare Bits 536
 Structured Test Signal 531
 Structured Test Signal 546
 Tandem Connection Monitoring 528
 Tandem Connection Monitoring 544
 Connecting the Instrument via GPIB 23
 Communication with the System Controller 23
 Operating Distances 23
 Connecting the Instrument via LAN 25
 Connecting the Instrument via RS-232-C 24
 Controlling the Instrument 27

E

Execution Errors [-299, -200] 585

F

FETCh subsystem 144
 OTN Data Capture 147

13 General Index

OTN Overhead Monitor 144
OTN Overhead Sequence Capture 148
OTN Overhead Trace Messages 145
FETCh subsystem 288
SDH Data Capture Results 288
SDH Labelled Overhead Bytes 291
SDH Overhead Bytes 289
SDH Overhead Sequence Capture Results 294
SDH Overhead Trace Messages 292
FETCh subsystem 380
SONET Data Capture 380
SONET Labelled Overhead Bytes 383
SONET Overhead Bytes 381
SONET Overhead Sequence Capture Commands 386
SONET Overhead Trace Messages 384
FETCh Subsystem - Data Capture Results Commands 79
FETCh Subsystem - Signal Wizard OTN Frame Layer 151
FETCh Subsystem - Signal Wizard SDH Frame Layer 297
AU - AU Layer 297
FETCh Subsystem - Signal Wizard SONET Frame Layer 388
STS - STS Layer 388

G

GFP/LAPS/Ethernet Results 425
Ethernet Error Results 426
Ethernet Network Measurements 427
GFP/LAPS/Ethernet Calculated Measurements 428
GFP/LAPS Alarm Second Results 427
GFP Error Results 425
GFP Network Measurements 426
LAPS Error Results 425
LAPS Network Measurements 427
GPIB Universal Commands 488
Device Clear (CLEAR) 488
Local (LOCAL) 489
Local Lockout (LOCAL LOCKOUT) 489
Remote Enable (REMOTE) 488
Serial Poll (SPOLL) 488

I

IEEE Common Capabilities 101

*CLS 101
*ESE? 101
*ESE <numeric> 101
*ESR? 101
*IDN? 101
*LRN? 102
*OPC 102
*OPC? 102
*OPT? 102
*PSC? 103
*PSC <numeric> 102
*RCL <numeric> 103
*RST 103
*SAV <numeric> 103
*SRE? 103
*SRE <numeric> 103
*STB? 104
*TRG 104
*TRG? 104
*TST 104
*TST? 104
*WAI 104

INPut subsystem 61
INPut subsystem 186
INPut subsystem 260
INPut subsystem 352
INSTRument subsystem 42
Selftest Control 42
Selftest Results 43
Introduction 21

N

No Error 578

O

OmniBER 718 Features/Commands Not Supported 561
64kbit/s external clock format 563
Alarm Scan 561
ATM 561
External Clock Level 561
Jitter 561

- Optical Stress Test 562
- Other commands 564
- Overhead BER 562
- Packet over SONET 562
- PDH Equalisation 562
- PDH Signaling 562
- Pointer Sequences 562
- Protected Monitor points 563
- Round Trip Delay 563
- Short term gating 563
- Suppression of results 563
- Thru mode payload overwrite 563
- OmniBER 718 features with no SCPI support 567
 - Beep on error 567
 - Floppy Disk Control 567
 - Keyboard lock 567
 - Selftest Wavelength selection 567
 - Stored Settings 567
 - Trouble Scan 567
- OmniBER 718 SENSE:DATA Results Not Supported 565
 - ATM 565
 - G826 ANALysis Results 565
 - Jitter 565
 - Overhead BER 565
 - Packet over SONET 565
 - Round Trip Delay 566
- OTN Command Reference 107
- OUTPut subsystem 157
- OUTPut subsystem 202
- OUTPut subsystem 305
- OUTPut subsystem - Common Commands 45

P

- Programmed Status Reporting 482
 - Interpreting Interrupts 483
 - LOS + LOF 482
 - Programming Interrupts 482

Q

- Query Errors [-399, -300] 592
- Query Errors [-499, -400] 594

R

- Remote Control Commands 41
- Remote Control Hints & Tips 30
 - Command Completion 31
 - Default Settings 30
 - Error Checking 30
 - Instrument Coupling 30
 - Set up Delays 31
 - Status Registers 32
 - Test Period Control 33
- Results Provided for Backward Compatibility 553
 - Alarm Seconds 553

S

- SCPI Command Format 37
 - Command Syntax 37
 - Linking Command Statements 38
 - Parameters 38
 - SCPI Long Form Command Headers 38
 - Standard Query Method 39
- SCPI Error Messages 577
- SCPI Overview 487
- SDH Command Reference 201
- SENSe subsystem 64
- SENSe subsystem - Common Result Commands 80
 - Frequency Results 81
 - ITU Analysis Results - M.2110 82
 - ITU Analysis Results - M.2120 82
 - Last Second Results 80
 - Optical Power Result 81
 - SENSe subsystem - Measurement Record System 85
 - SENSe subsystem - Test Timing 82
 - Service Disruption Results 81
 - Time Based Results 80
 - Total Results 80
- SENSe subsystem - Data Capture Commands 134
- SENSe subsystem - Data Capture Commands 273
- SENSe subsystem - Data Capture Commands 364
- SENSe Subsystem - Data Capture Common Commands 69
 - SENSe subsystem - ITU Analysis Control 70

13 General Index

- SENSe Subsystem Ethernet Receiver 416
- SENSe Subsystem GFP/LAPS/Ethernet Command Reference 408
- SENSe Subsystem GFP Receiver 409
- SENSe Subsystem LAPS Receiver 413
- SENSe subsystem - Pattern Commands 66
- SENSe subsystem - Receiver Common Commands 65
- SENSe subsystem - Receiver GCC Drop Commands 133
- SENSe subsystem - Receiver OTN Settings Commands 131
- SENSe subsystem - Receiver Overhead Monitor 269
 - Trace Identifier Mismatch Commands 269
- SENSe subsystem - Receiver Overhead Monitor 360
 - Trace Identifier Mismatch Commands 360
- SENSe subsystem - Receiver Overhead Monitor Commands 136
- SENSe subsystem - Receiver SDH Overhead Sequence Capture Commands 275
- SENSe subsystem - Receiver Settings 187
 - Payload Commands 187
- SENSe subsystem - Receiver Settings 261
 - AU Layer Selection 263
 - Mapping Settings 261
 - Mixed Mapping Settings 263
 - Payload Layer Selection 266
 - Tandem Connection Monitoring (TCM) 262
 - TUG Channel 267
 - TU Layer Selection 265
 - Virtual Concatenation Setup 264
- SENSe subsystem - Receiver Settings 353
 - Mapping Settings 353
 - Mixed Mapping Settings 355
 - Payload Layer Selection 357
 - SPE Layer Selection 353
 - Virtual Concatenation Setup 355
 - VT Group 358
 - VT Layer Selection 357
- SENSe subsystem - Receiver SONET Overhead Sequence Capture Commands 366
- SENSe subsystem - Receiver Test Signal Set Up 189
 - DS1 Loop Codes 193
- SENSe subsystem - Receiver UNFRamed Settings Commands 437
- SENSe subsystem - Result Returning Commands 140
 - Implied Payload Offset Result 143
 - ODU Alarm Seconds Results 142
 - ODU Last second Results 140
 - ODU Total Results 141
 - OTN Alarm Seconds Results 142
 - OTN Last second Results 140
 - OTN Total Results 141
 - OTU Alarm Seconds Results 142
 - OTU Last second Results 140
 - OTU Total Results 141
- SENSe subsystem - Result Returning Commands 195
 - Structured PDH Alarm Seconds Results 197
 - Structured PDH Analysis Results 195
 - Structured PDH Error Results 195
- SENSe subsystem - Result Returning Commands 283
 - SDH Alarm Seconds Results 286
 - SDH Analysis Results 283
 - SDH Error Results 283
 - SDH Pointer Activity Results 285
 - SDH VCAT Delay Results 287
- SENSe subsystem - Result Returning Commands 375
 - SONET Alarm Seconds Results 377
 - SONET Analysis Results 375
 - SONET Error Results 375
 - SONET Pointer Activity Results 377
 - SONET VCAT Delay Results 378
- SENSe subsystem - Signal Wizard Commands 76
 - SSC - Structure Scope 76
- SENSe Subsystem - Signal Wizard OTN Frame Layer 139
- SENSe Subsystem - Signal Wizard SDH Frame Layer 278
 - AU - AU Layer 278
 - AU - AU Layer [SENSe:DATA?] 281
- SENSe Subsystem - Signal Wizard SONET Frame Layer 370
 - STS - STS Layer 370
 - STS - STS Layer [SENSe:DATA?] 372
- SOURce subsystem 48
- SOURce subsystem - APS Messages 252
- SOURce subsystem - APS Messages 344
- SOURce subsystem - Clock Function Commands 50
- SOURce subsystem - Clock Offset Test Function 177
- SOURce subsystem - Clock Offset Test Function 236
- SOURce subsystem - Clock Offset Test Function 330
- SOURce subsystem - DCC Insertion 259
- SOURce subsystem - DCC Insertion 351
- SOURce Subsystem Ethernet Transmitter 403
- SOURce subsystem - Frequency Offset Test Function 436

- SOURce Subsystem GFP/LAPS/Ethernet Command Reference 395
- SOURce subsystem - GFP/LAPS/Ethernet Error Test Functions 418
- SOURce Subsystem GFP Transmitter 396
- SOURce Subsystem LAPS Transmitter 400
- SOURce subsystem - Pattern Commands 52
- SOURce subsystem - Pointer Adjust Test Functions 246
- SOURce subsystem - Pointer Adjust Test Functions 338
- SOURce subsystem - Runt/Jumbo Test Functions 424
- SOURce subsystem - Test Functions 55
- SOURce subsystem - Transmitter Alarm Test Functions 57
 - Alarm Stress Control 57
- SOURce subsystem - Transmitter Alarm Test Functions 123
- SOURce subsystem - Transmitter Alarm Test Functions 183
- SOURce subsystem - Transmitter Alarm Test Functions 242
- SOURce subsystem - Transmitter Alarm Test Functions 335
- SOURce subsystem - Transmitter Common Commands 49
- SOURce subsystem - Transmitter Error Test Function 117
- SOURce subsystem - Transmitter Error Test Function Commands 433
- SOURce subsystem - Transmitter Error Test Functions 56
- SOURce subsystem - Transmitter Error Test Functions 178
- SOURce subsystem - Transmitter Error Test Functions 237
- SOURce subsystem - Transmitter Error Test Functions 331
- SOURce subsystem - Transmitter Frequency Offset Commands 128
- SOURce subsystem - Transmitter GCC Insert Commands 130
- SOURce subsystem - Transmitter OTN Overhead Setup Commands 110
 - Overhead Byte Setup 110
 - Overhead Sequence Setup 113
- SOURce subsystem - Transmitter OTN Settings Commands 108
- SOURce subsystem - Transmitter Overhead Set up 165
 - DS1 Loop Codes 169
 - DS3 FEAC Codes 172
 - Signaling Bits 165
 - Spare Bits 166
- SOURce subsystem - Transmitter Overhead Set up 215
 - Overhead Sequences Commands 232
- SOURce subsystem - Transmitter Overhead Set up 315
 - Overhead Sequences Commands 326
- SOURce subsystem - Transmitter Settings 158
 - Payload Commands 158
- SOURce subsystem - Transmitter Settings 203
 - AUG Numbering Selection 207
 - AU Layer Selection 210
 - Background Settings 212
 - Mapping Settings 203
 - Mixed Mappings Settings 204
 - Payload Layer Selection 210
 - Tandem Connection Monitoring (TCM) 209
 - TUG Channel 211
 - TU Layer Selection 210
 - Virtual Concatenation Settings 205
- SOURce subsystem - Transmitter Settings 306
 - Background Settings 313
 - Mapping Settings 306
 - Mixed Mappings Settings 307
 - Payload Layer Selection 312
 - SPE Layer Selection 310
 - Virtual Concatenation Settings 308
 - VT Group 312
 - VT Layer Selection 311
- SOURce subsystem - Transmitter Test Signal Set up 160
- SOURce subsystem - Transmitter UNFRamed Settings Commands 432
- SOURce Subsystem - VCat Delay Test Function 250
- SOURce Subsystem - VCat Delay Test Function 342
- Status Register Hierarchy 480
- Status Reporting 441
 - DATA Status Register 447
 - DS1 Status Register 477
 - DS2 Status Register 476
 - DS3 Status Register 475
 - General Status Register 441
 - INSTrument Status Register 446
 - ISUMmary Status Register 448
 - M140 Status Register 470
 - M2 Status Register 473
 - M34 Status Register 471
 - M8 Status Register 472
 - NGSDh Status Register 457
 - NGSonet Status Register 464
 - ODUNit Status Register 468
 - OPERation Status Register 445
 - OTN Status Register 466
 - OTNSummary Status Register 465
 - OTUNit Status Register 467
 - PMASK Status Register 478
 - QUEStionable Status Register 444
 - SDH2 Status Register 452

13 General Index

- SDH3 Status Register 453
- SDH4 Status Register 454
- SDH5 Status Register 455
- SDH Status Register 450
- SONet2 Status Register 459
- SONet3 Status Register 460
- SONet4 Status Register 461
- SONet5 Status Register 462
- SONet Status Register 458
- SPDH Status Register 469
- SSUMmary Status Register 449
- Standard Event Status Register 443
- Status Byte 442
- STATus subsystem 88
- SYSTem Subsystem 90
 - Logging Commands 95
 - Remote Settings 92
- SYSTem Subsystem - SDH Trigger Output Commands 299
- SYSTem Subsystem - SONET Trigger Output Commands 390
- SYSTem Subsystem - Trigger Output Common Commands 97
 - Receiver Trigger Output Commands 98
 - Transmitter Trigger Output Commands 97
- SYSTem Subsystem - Trigger Output OTN Commands 152
- Alarm Seconds 572

T

- To Initialize the Instrument 29

U

- Unframed Command Reference 431

W

- Workarounds for Incompatible OmniBER 718 Commands 569
 - DS3 FEAC 569
 - Overhead Data 569
 - PDH Output STATE 569
 - Pointer Graph 569
 - Printer and Logging Control 569
 - Stored Measurement Graphics 570
 - Trace messages 570
- Workarounds for Incompatible OmniBER 718 SENSE:DATA Results 572



14

Command Index



Command Index

:FETCh:ARRAy:DATA:TELeCom:OTN:DCAPture:DATA? <numeric>, <numeric>, <numeric> 148

:FETCh:ARRAy:DATA:TELeCom:OTN:OCAPture? <numeric> 149

:FETCh:ARRAy:DATA:TELeCom:OTN:OVERhead:DATA? 144

:FETCh:ARRAy:DATA:TELeCom:OTN:OVERhead:PM:DAPI? 145

:FETCh:ARRAy:DATA:TELeCom:OTN:OVERhead:PM:OPSPec? 145

:FETCh:ARRAy:DATA:TELeCom:OTN:OVERhead:PM:SAPI? 145

:FETCh:ARRAy:DATA:TELeCom:OTN:OVERhead:SM:DAPI? 145

:FETCh:ARRAy:DATA:TELeCom:OTN:OVERhead:SM:OPSPec? 146

:FETCh:ARRAy:DATA:TELeCom:OTN:OVERhead:SM:SAPI? 145

:FETCh:ARRAy:DATA:TELeCom:SDH:DCAPture:DATA? <numeric>, <numeric>, <numeric> 288

:FETCh:ARRAy:DATA:TELeCom:SDH:DCAPture:PDATA? <numeric> 288

:FETCh:ARRAy:DATA:TELeCom:SDH:J0? 292

:FETCh:ARRAy:DATA:TELeCom:SDH:J1? 293

:FETCh:ARRAy:DATA:TELeCom:SDH:OCAPture? <numeric> 296

:FETCh:ARRAy:DATA:TELeCom:SDH:OVERhead:DATA? <numeric> 289

:FETCh:ARRAy:DATA:TELeCom:SDH:POVerhead:DATA? 290

:FETCh:ARRAy:DATA:TELeCom:SDH:TCM:APID? 292

:FETCh:ARRAy:DATA:TELeCom:SDH:TU:J1? 293

:FETCh:ARRAy:DATA:TELeCom:SDH:TU:J2? 293

:FETCh:ARRAy:DATA:TELeCom:SDH:TU:POVerhead:DATA? 290

:FETCh:ARRAy:DATA:TELeCom:SIGWizard:AU:FAULts? 298

:FETCh:ARRAy:DATA:TELeCom:SIGWizard:AU:OVERview? 297

:FETCh:ARRAy:DATA:TELeCom:SIGWizard:STS:FAULts? 389

:FETCh:ARRAy:DATA:TELeCom:SIGWizard:STS:OVERview? 371

:FETCh:ARRAy:DATA:TELeCom:SIGWizard:STS:OVERview? 388

:FETCh:ARRAy:DATA:TELeCom:SONet:DCAPture:DATA? <numeric>, <numeric>, <numeric> 380

:FETCh:ARRAy:DATA:TELeCom:SONet:DCAPture:PDATA? <numeric> 380

:FETCh:ARRAy:DATA:TELeCom:SONet:J0? 384

:FETCh:ARRAy:DATA:TELeCom:SONet:J1? 384

:FETCh:ARRAy:DATA:TELeCom:SONet:OCAPture? <numeric> 387

:FETCh:ARRAy:DATA:TELeCom:SONet:OVERhead:DATA? <numeric> 381

:FETCh:ARRAy:DATA:TELeCom:SONet:POVerhead:DATA? 382

:FETCh:ARRAy:DATA:TELeCom:SONet:VT:J1? 385

:FETCh:ARRAy:DATA:TELeCom:SONet:VT:J2? 385

:FETCh:ARRAy:DATA:TELeCom:SONet:VT:POVerhead:DATA? 382

:FETCh:ARRAy:TELeCom:SIGWizard:STS:FAULts? 371

:FETCh:SCALar:DATA:TELeCom:DCAPture:MAXFrame? 79

:FETCh:SCALar:DATA:TELeCom:DCAPture:MINFrame? 79

14 Command Index

:FETCh:SCALar:DATA:TELeCom:OTN:DCAPture:DATA? <numeric>, <numeric>, <numeric> 147
:FETCh:SCALar:DATA:TELeCom:OTN:DCAPture:OHData? <numeric>, <discrete> 147
:FETCh:SCALar:DATA:TELeCom:OTN:OCAPture:FCOunt? <numeric> 149
:FETCh:SCALar:DATA:TELeCom:OTN:OCAPture:MAXelement? 148
:FETCh:SCALar:DATA:TELeCom:OTN:OCAPture:MINelement? 148
:FETCh:SCALar:DATA:TELeCom:OTN:OVERhead:DATA? <discrete> 144
:FETCh:SCALar:DATA:TELeCom:OTN:OVERhead:PTYPE? 147
:FETCh:SCALar:DATA:TELeCom:SDH:DCAPture:DATA? <numeric>, <numeric>, <numeric>, <discrete> 288
:FETCh:SCALar:DATA:TELeCom:SDH:DCAPture:PDATA? <numeric>, <discrete> 289
:FETCh:SCALar:DATA:TELeCom:SDH:OCAPture:FCOunt? <numeric> 295
:FETCh:SCALar:DATA:TELeCom:SDH:OCAPture:MAXelement? 295
:FETCh:SCALar:DATA:TELeCom:SDH:OCAPture:MINelement? 295
:FETCh:SCALar:DATA:TELeCom:SDH:OVERhead:DATA? <numeric>, <discrete> 290
:FETCh:SCALar:DATA:TELeCom:SDH:OVERhead:K1? 291
:FETCh:SCALar:DATA:TELeCom:SDH:OVERhead:K2? 292
:FETCh:SCALar:DATA:TELeCom:SDH:OVERhead:S1? 292
:FETCh:SCALar:DATA:TELeCom:SDH:POVerhead:DATA? <discrete> 291
:FETCh:SCALar:DATA:TELeCom:SDH:POVerhead:H4Sequence? 291
:FETCh:SCALar:DATA:TELeCom:SDH:TU:POVerhead:DATA? <discrete> 291
:FETCh:SCALar:DATA:TELeCom:SDH:TU:POVerhead:K4:SLABel? 292
:FETCh:SCALar:DATA:TELeCom:SIGWizard:AUC2? 298
:FETCh:SCALar:DATA:TELeCom:SIGWizard:OTN:PAYLoad? 151
:FETCh:SCALar:DATA:TELeCom:SIGWizard:SDH:S1 297
:FETCh:SCALar:DATA:TELeCom:SIGWizard:SONet:S1? 388
:FETCh:SCALar:DATA:TELeCom:SIGWizard:STS:C2? 373
:FETCh:SCALar:DATA:TELeCom:SIGWizard:STS:C2? 389
:FETCh:SCALar:DATA:TELeCom:SONet:DCAPture:DATA? <numeric>, <numeric>, <numeric>, <numeric> 380
:FETCh:SCALar:DATA:TELeCom:SONet:DCAPture:PDATA? <numeric>, <discrete> 381
:FETCh:SCALar:DATA:TELeCom:SONet:OCAPture:FCOunt? <numeric> 386
:FETCh:SCALar:DATA:TELeCom:SONet:OCAPture:MAXelement? 386
:FETCh:SCALar:DATA:TELeCom:SONet:OCAPture:MINelement? 386
:FETCh:SCALar:DATA:TELeCom:SONet:OVERhead:DATA? <numeric>, <discrete> 382
:FETCh:SCALar:DATA:TELeCom:SONet:OVERhead:K1? 383
:FETCh:SCALar:DATA:TELeCom:SONet:OVERhead:K2? 384
:FETCh:SCALar:DATA:TELeCom:SONet:OVERhead:S1? 384
:FETCh:SCALar:DATA:TELeCom:SONet:POVerhead:DATA? <discrete> 383
:FETCh:SCALar:DATA:TELeCom:SONet:VT:POVerhead:DATA? <discrete> 383
:FETCh:SCALar:DATA:TELeCom:SONet:VT:POVerhead:Z7:SLABel? 384
:FETCh:STRing:DATA:TELeCom:DCAPture:TIME? 79
:FETCh:STRing:DATA:TELeCom:OTN:OCAPture:DATA? <numeric> 149
:FETCh:STRing:DATA:TELeCom:OTN:PM:DAPI? 146
:FETCh:STRing:DATA:TELeCom:OTN:PM:OPSPec? 146
:FETCh:STRing:DATA:TELeCom:OTN:PM:SAPI? 146

:FETCh:STRing:DATA:TELEcom:OTN:SM:DAPI? 146
 :FETCh:STRing:DATA:TELEcom:OTN:SM:OPSPec? 147
 :FETCh:STRing:DATA:TELEcom:OTN:SM:SAPI? 146
 :FETCh:STRing:DATA:TELEcom:SDH:J0? 293
 :FETCh:STRing:DATA:TELEcom:SDH:J1? 293
 :FETCh:STRing:DATA:TELEcom:SDH:OCAPture:DATA? <numeric> 295
 :FETCh:STRing:DATA:TELEcom:SDH:TCM:APID? 294
 :FETCh:STRing:DATA:TELEcom:SDH:TU:J1? 294
 :FETCh:STRing:DATA:TELEcom:SDH:TU:J2? 294
 :FETCh:STRing:DATA:TELEcom:SDH:TU:TCM:N1:APID? 294
 :FETCh:STRing:DATA:TELEcom:SDH:TU:TCM:N2:APID? 294
 :FETCh:STRing:DATA:TELEcom:SIGWizard:AU:TRACe:LIST? 298
 :FETCh:STRing:DATA:TELEcom:SIGWizard:AU:TRACe:SEARCh? <string> 298
 :FETCh:STRing:DATA:TELEcom:SIGWizard:OTN:TTI? 151
 :FETCh:STRing:DATA:TELEcom:SIGWizard:SDH:TRACe? 297
 :FETCh:STRing:DATA:TELEcom:SIGWizard:SONet:TRACe? 388
 :FETCh:STRing:DATA:TELEcom:SIGWizard:STS:TRACe:LIST? 373
 :FETCh:STRing:DATA:TELEcom:SIGWizard:STS:TRACe:LIST? 389
 :FETCh:STRing:DATA:TELEcom:SIGWizard:STS:TRACe:SEARCh? <string> 374
 :FETCh:STRing:DATA:TELEcom:SIGWizard:STS:TRACe:SEARCh? <string> 389
 :FETCh:STRing:DATA:TELEcom:SONet:J0? 384
 :FETCh:STRing:DATA:TELEcom:SONet:J1? 385
 :FETCh:STRing:DATA:TELEcom:SONet:OCAPture:DATA? <numeric> 386
 :FETCh:STRing:DATA:TELEcom:SONet:VT:J1? 385
 :FETCh:STRing:DATA:TELEcom:SONet:VT:J2? 385
 :INPut:TELEcom:CODE? 61
 :INPut:TELEcom:CODE <discrete> 61
 :INPut:TELEcom:EQUalization? 63
 :INPut:TELEcom:EQUalization <boolean> 62
 :INPut:TELEcom:GAIN? 62
 :INPut:TELEcom:GAIN <discrete> 62
 :INPut:TELEcom:INTerface? 61
 :INPut:TELEcom:INTerface <discrete> 61
 :INPut:TELEcom:LEVel? 62
 :INPut:TELEcom:LEVel <discrete> 62
 :INPut:TELEcom:SDH:PAYLoad:CODE? 260
 :INPut:TELEcom:SDH:PAYLoad:CODE <discrete> 260
 :INPut:TELEcom:SDH:PAYLoad:LOCation? 260
 :INPut:TELEcom:SDH:PAYLoad:LOCation <discrete> 260
 :INPut:TELEcom:SONet:PAYLoad:CODE? 352
 :INPut:TELEcom:SONet:PAYLoad:CODE <discrete> 352
 :INPut:TELEcom:SONet:PAYLoad:LOCation? 352
 :INPut:TELEcom:SONet:PAYLoad:LOCation <discrete> 352

14 Command Index

:INPut:TELeCom:SPDH:TSIGnal:PAYLoad:CODE? 186
:INPut:TELeCom:SPDH:TSIGnal:PAYLoad:CODE <discrete> 186
:INPut:TELeCom:SPDH:TSIGnal:PAYLoad:LOCation? 186
:INPut:TELeCom:SPDH:TSIGnal:PAYLoad:LOCation <discrete> 186
:INPut:TELeCom:TERMination? 62
:INPut:TELeCom:TERMination <discrete> 61
:INSTRument:COUPle? 42
:INSTRument:COUPle <discrete> 42
:INSTRument:TEST:FAIL:CODE? <numeric> 44
:INSTRument:TEST:FAIL:DATE? <numeric> 43
:INSTRument:TEST:FAIL:DESCRiption? <numeric> 44
:INSTRument:TEST:FAIL:INSTRument:TEST? <numeric> 43
:INSTRument:TEST:FAIL:NUMBer? 43
:INSTRument:TEST:FAIL:SUBTest? <numeric> 43
:INSTRument:TEST:FAIL:TIME? <numeric> 43
:INSTRument:TEST:STOP 42
:OUTPut:TELeCom:CODE? 46
:OUTPut:TELeCom:CODE <discrete> 46
:OUTPut:TELeCom:INTerface? 45
:OUTPut:TELeCom:INTerface <discrete> 45
:OUTPut:TELeCom:LASer? 47
:OUTPut:TELeCom:LASer <boolean> 46
:OUTPut:TELeCom:LEVel? 46
:OUTPut:TELeCom:LEVel <discrete> 45
:OUTPut:TELeCom:SDH:PAYLoad:CODE? 202
:OUTPut:TELeCom:SDH:PAYLoad:CODE <discrete> 202
:OUTPut:TELeCom:SDH:PAYLoad:LOCation? 202
:OUTPut:TELeCom:SDH:PAYLoad:LOCation <discrete> 202
:OUTPut:TELeCom:SONet:PAYLoad:CODE? 305
:OUTPut:TELeCom:SONet:PAYLoad:CODE <discrete> 305
:OUTPut:TELeCom:SONet:PAYLoad:LOCation? 305
:OUTPut:TELeCom:SONet:PAYLoad:LOCation <discrete> 305
:OUTPut:TELeCom:SPDH:TSIGnal:PAYLoad:CODE? 157
:OUTPut:TELeCom:SPDH:TSIGnal:PAYLoad:CODE <discrete> 157
:OUTPut:TELeCom:SPDH:TSIGnal:PAYLoad:LOCation? 157
:OUTPut:TELeCom:SPDH:TSIGnal:PAYLoad:LOCation <discrete> 157
:OUTPut:TELeCom:TERMination? 45
:OUTPut:TELeCom:TERMination <discrete> 45
:OUTPut:TELeCom:WAVelength? 46
:OUTPut:TELeCom:WAVelength <discrete> 46
:SENSe:DATA:TELeCom:DCAPture:DATA? 69
:SENSe:DATA:TELeCom:DCAPture:DATA <discrete> 69
:SENSe:DATA:TELeCom:DCAPture:TRIGger:ALARm:OTN? 135

:SENSe:DATA:TELEcom:DCAPture:TRIGger:ALARm:OTN <discrete> 134
:SENSe:DATA:TELEcom:DCAPture:TRIGger:ALARm:SDH:PATH? 274
:SENSe:DATA:TELEcom:DCAPture:TRIGger:ALARm:SDH:PATH <discrete> 274
:SENSe:DATA:TELEcom:DCAPture:TRIGger:ALARm:SDH:SECTion? 274
:SENSe:DATA:TELEcom:DCAPture:TRIGger:ALARm:SDH:SECTion <discrete> 274
:SENSe:DATA:TELEcom:DCAPture:TRIGger:ALARm:SONet:PATH? 365
:SENSe:DATA:TELEcom:DCAPture:TRIGger:ALARm:SONet:PATH <discrete> 365
:SENSe:DATA:TELEcom:DCAPture:TRIGger:ALARm:SONet:TRANsport? 365
:SENSe:DATA:TELEcom:DCAPture:TRIGger:ALARm:SONet:TRANsport <discrete> 364
:SENSe:DATA:TELEcom:DCAPture:TRIGger:ERRor:OTN? 134
:SENSe:DATA:TELEcom:DCAPture:TRIGger:ERRor:OTN <discrete> 134
:SENSe:DATA:TELEcom:DCAPture:TRIGger:ERRor:SDH:PATH? 273
:SENSe:DATA:TELEcom:DCAPture:TRIGger:ERRor:SDH:PATH <discrete> 273
:SENSe:DATA:TELEcom:DCAPture:TRIGger:ERRor:SDH:SECTion? 273
:SENSe:DATA:TELEcom:DCAPture:TRIGger:ERRor:SDH:SECTion <discrete> 273
:SENSe:DATA:TELEcom:DCAPture:TRIGger:ERRor:SONet:PATH? 364
:SENSe:DATA:TELEcom:DCAPture:TRIGger:ERRor:SONet:PATH <discrete> 364
:SENSe:DATA:TELEcom:DCAPture:TRIGger:ERRor:SONet:TRANsport? 364
:SENSe:DATA:TELEcom:DCAPture:TRIGger:ERRor:SONet:TRANsport <discrete> 364
:SENSe:DATA:TELEcom:DCAPture:TRIGger:SElect? 69
:SENSe:DATA:TELEcom:DCAPture:TRIGger:SElect <discrete> 69
:SENSe:DATA:TELEcom:DCAPture:TRIGger:TYPE? 70
:SENSe:DATA:TELEcom:DCAPture:TRIGger:TYPE <discrete> 69
:SENSe:DATA:TELEcom:DCAPture? 70
:SENSe:DATA:TELEcom:DCAPture <discrete> 70
:SENSe:DATA:TELEcom:EOS:DESTination:ADDRes? 416
:SENSe:DATA:TELEcom:EOS:DESTination:ADDRes <string> 416
:SENSe:DATA:TELEcom:EOS:LTYPe? 417
:SENSe:DATA:TELEcom:EOS:LTYPe <numeric> 417
:SENSe:DATA:TELEcom:EOS:PRiority? 417
:SENSe:DATA:TELEcom:EOS:PRiority <numeric> 417
:SENSe:DATA:TELEcom:EOS:SOURce:ADDRes? 416
:SENSe:DATA:TELEcom:EOS:SOURce:ADDRes <string> 416
:SENSe:DATA:TELEcom:EOS:TAGGed? 416
:SENSe:DATA:TELEcom:EOS:TAGGed <boolean> 416
:SENSe:DATA:TELEcom:EOS:VLAN? 417
:SENSe:DATA:TELEcom:EOS:VLAN <numeric> 417
:SENSe:DATA:TELEcom:GFPLaps:GFP:CID? 411
:SENSe:DATA:TELEcom:GFPLaps:GFP:CID <numeric> 410
:SENSe:DATA:TELEcom:GFPLaps:GFP:EXI:MODE? 410
:SENSe:DATA:TELEcom:GFPLaps:GFP:EXI:MODE <discrete> 410
:SENSe:DATA:TELEcom:GFPLaps:GFP:EXI? 410
:SENSe:DATA:TELEcom:GFPLaps:GFP:EXI <numeric> 410

14 Command Index

:SENSe:DATA:TELEcom:GFPLaps:GFP:PFI? 410
:SENSe:DATA:TELEcom:GFPLaps:GFP:PFI <boolean> 410
:SENSe:DATA:TELEcom:GFPLaps:GFP:PROToCol? 409
:SENSe:DATA:TELEcom:GFPLaps:GFP:PROToCol <discrete> 409
:SENSe:DATA:TELEcom:GFPLaps:GFP:PTI:CLlent? 409
:SENSe:DATA:TELEcom:GFPLaps:GFP:PTI:CLlent <discrete> 409
:SENSe:DATA:TELEcom:GFPLaps:GFP:PTI? 409
:SENSe:DATA:TELEcom:GFPLaps:GFP:PTI <numeric> 409
:SENSe:DATA:TELEcom:GFPLaps:GFP:UPI:FRMMode? 411
:SENSe:DATA:TELEcom:GFPLaps:GFP:UPI:FRMMode <discrete> 411
:SENSe:DATA:TELEcom:GFPLaps:GFP:UPI? 411
:SENSe:DATA:TELEcom:GFPLaps:GFP:UPI <numeric> 411
:SENSe:DATA:TELEcom:GFPLaps:LAPS:ADDRes? 413
:SENSe:DATA:TELEcom:GFPLaps:LAPS:ADDRes <numeric> 413
:SENSe:DATA:TELEcom:GFPLaps:LAPS:CONTRol? 414
:SENSe:DATA:TELEcom:GFPLaps:LAPS:CONTRol <numeric> 414
:SENSe:DATA:TELEcom:GFPLaps:LAPS:FCSLength? 414
:SENSe:DATA:TELEcom:GFPLaps:LAPS:FCSLength <discrete> 414
:SENSe:DATA:TELEcom:GFPLaps:LAPS:PAYLoad? 415
:SENSe:DATA:TELEcom:GFPLaps:LAPS:PAYLoad <boolean> 414
:SENSe:DATA:TELEcom:GFPLaps:LAPS:PROToCol? 413
:SENSe:DATA:TELEcom:GFPLaps:LAPS:PROToCol <discrete> 413
:SENSe:DATA:TELEcom:GFPLaps:LAPS:SAPI? 413
:SENSe:DATA:TELEcom:GFPLaps:LAPS:SAPI <numeric> 413
:SENSe:DATA:TELEcom:GFPLaps:LAPS:SCRambler? 414
:SENSe:DATA:TELEcom:GFPLaps:LAPS:SCRambler <discrete> 414
:SENSe:DATA:TELEcom:GFPLaps:MODE? 408
:SENSe:DATA:TELEcom:GFPLaps:MODE <discrete> 408
:SENSe:DATA:TELEcom:M2110:PALLocation? 71
:SENSe:DATA:TELEcom:M2110:PALLocation <numeric> 71
:SENSe:DATA:TELEcom:M2110:PATH? 71
:SENSe:DATA:TELEcom:M2110:PATH <discrete> 70
:SENSe:DATA:TELEcom:M2110:USER:[Error? Type], <discrete>, <discrete> 72
:SENSe:DATA:TELEcom:M2110:USER:[Error Type] <discrete>, <discrete>, <numeric> 71
:SENSe:DATA:TELEcom:M2110? 70
:SENSe:DATA:TELEcom:M2110 <discrete> 70
:SENSe:DATA:TELEcom:M2120:PATH? 74
:SENSe:DATA:TELEcom:M2120:PATH <discrete> 73
:SENSe:DATA:TELEcom:M2120:USER:[Error? Type], <discrete>, <discrete> 74
:SENSe:DATA:TELEcom:M2120:USER:[Error Type] <discrete>, <discrete>, <numeric> 74
:SENSe:DATA:TELEcom:MODE? 65
:SENSe:DATA:TELEcom:MODE <discrete> 65
:SENSe:DATA:TELEcom:MRS:CATalog? 85

:SENSe:DATA:TELEcom:MRS:DATA? <string>, <string>, <numeric>, <numeric>, <numeric>, <numeric> 86

:SENSe:DATA:TELEcom:MRS:DEFinitions? <string> 85

:SENSe:DATA:TELEcom:MRS:DELeTe <string> 87

:SENSe:DATA:TELEcom:MRS:RANGe? <string> 85

:SENSe:DATA:TELEcom:MRS:REName <string>, <string> 87

:SENSe:DATA:TELEcom:OTN:DGCC? 133

:SENSe:DATA:TELEcom:OTN:DGCC <discrete> 133

:SENSe:DATA:TELEcom:OTN:FEC? 131

:SENSe:DATA:TELEcom:OTN:FEC <boolean> 131

:SENSe:DATA:TELEcom:OTN:MAPPing? 132

:SENSe:DATA:TELEcom:OTN:MAPPing <discrete> 132

:SENSe:DATA:TELEcom:OTN:OCAPture:OHBYte? 136

:SENSe:DATA:TELEcom:OTN:OCAPture:OHBYte <discrete> 136

:SENSe:DATA:TELEcom:OTN:OCAPture:TRIGger:MASK? 138

:SENSe:DATA:TELEcom:OTN:OCAPture:TRIGger:MASK <string> 138

:SENSe:DATA:TELEcom:OTN:OCAPture:TRIGger:PATTern? 137

:SENSe:DATA:TELEcom:OTN:OCAPture:TRIGger:PATTern <string> 137

:SENSe:DATA:TELEcom:OTN:OCAPture:TRIGger:POLarity? 137

:SENSe:DATA:TELEcom:OTN:OCAPture:TRIGger:POLarity <discrete> 137

:SENSe:DATA:TELEcom:OTN:OCAPture:TRIGger:SELection? 137

:SENSe:DATA:TELEcom:OTN:OCAPture:TRIGger:SELection <discrete> 136

:SENSe:DATA:TELEcom:OTN:OCAPture? 138

:SENSe:DATA:TELEcom:OTN:OCAPture <discrete> 138

:SENSe:DATA:TELEcom:OTN:PAYLoad? 132

:SENSe:DATA:TELEcom:OTN:PAYLoad <discrete> 132

:SENSe:DATA:TELEcom:OTN:RATE? 131

:SENSe:DATA:TELEcom:OTN:RATE <discrete> 131

:SENSe:DATA:TELEcom:OTN:SCRambling? 131

:SENSe:DATA:TELEcom:OTN:SCRambling <boolean> 131

:SENSe:DATA:TELEcom:PATTern:POLarity? 68

:SENSe:DATA:TELEcom:PATTern:POLarity <discrete> 68

:SENSe:DATA:TELEcom:PATTern:TYPE:PRBS? 66

:SENSe:DATA:TELEcom:PATTern:TYPE:PRBS <discrete> 66

:SENSe:DATA:TELEcom:PATTern:TYPE:TCELI:TSID? 68

:SENSe:DATA:TELEcom:PATTern:TYPE:TCELI:TSID <numeric> 68

:SENSe:DATA:TELEcom:PATTern:TYPE:WORD:PRESet? 67

:SENSe:DATA:TELEcom:PATTern:TYPE:WORD:PRESet <discrete> 67

:SENSe:DATA:TELEcom:PATTern:TYPE:WORD:USER? 68

:SENSe:DATA:TELEcom:PATTern:TYPE:WORD:USER <numeric> 67

:SENSe:DATA:TELEcom:PATTern:TYPE:WORD? 67

:SENSe:DATA:TELEcom:PATTern:TYPE:WORD <discrete> 66

:SENSe:DATA:TELEcom:PATTern:TYPE? 66

:SENSe:DATA:TELEcom:PATTern:TYPE <discrete> 66

:SENSe:DATA:TELEcom:SDH:AU:MIXed:FOReground? 264
 :SENSe:DATA:TELEcom:SDH:AU:MIXed:FOReground <numeric> 263
 :SENSe:DATA:TELEcom:SDH:AU:TYPE? 263
 :SENSe:DATA:TELEcom:SDH:AU:TYPE <discrete> 263
 :SENSe:DATA:TELEcom:SDH:AUG1? 262
 :SENSe:DATA:TELEcom:SDH:AUG1 <numeric> 262
 :SENSe:DATA:TELEcom:SDH:AUG16? 262
 :SENSe:DATA:TELEcom:SDH:AUG16 <numeric> 261
 :SENSe:DATA:TELEcom:SDH:AUG4? 262
 :SENSe:DATA:TELEcom:SDH:AUG4 <numeric> 262
 :SENSe:DATA:TELEcom:SDH:AUG64? 261
 :SENSe:DATA:TELEcom:SDH:AUG64 <numeric> 261
 :SENSe:DATA:TELEcom:SDH:DDCC? 269
 :SENSe:DATA:TELEcom:SDH:DDCC <discrete> 269
 :SENSe:DATA:TELEcom:SDH:OCAPture:CHANnel:SElect? 275
 :SENSe:DATA:TELEcom:SDH:OCAPture:CHANnel:SElect <numeric> 275
 :SENSe:DATA:TELEcom:SDH:OCAPture:OHBYte? 275
 :SENSe:DATA:TELEcom:SDH:OCAPture:OHBYte <discrete> 275
 :SENSe:DATA:TELEcom:SDH:OCAPture:TRIGger:MASK? 277
 :SENSe:DATA:TELEcom:SDH:OCAPture:TRIGger:MASK <string> 277
 :SENSe:DATA:TELEcom:SDH:OCAPture:TRIGger:PATtern? 277
 :SENSe:DATA:TELEcom:SDH:OCAPture:TRIGger:PATtern <string> 276
 :SENSe:DATA:TELEcom:SDH:OCAPture:TRIGger:POLarity? 276
 :SENSe:DATA:TELEcom:SDH:OCAPture:TRIGger:POLarity <discrete> 276
 :SENSe:DATA:TELEcom:SDH:OCAPture:TRIGger:SElection? 276
 :SENSe:DATA:TELEcom:SDH:OCAPture:TRIGger:SElection <discrete> 275
 :SENSe:DATA:TELEcom:SDH:OCAPture? 277
 :SENSe:DATA:TELEcom:SDH:OCAPture <discrete> 277
 :SENSe:DATA:TELEcom:SDH:OVERhead:CHANnel? 269
 :SENSe:DATA:TELEcom:SDH:OVERhead:CHANnel <numeric> 269
 :SENSe:DATA:TELEcom:SDH:OVERhead:JO:TIM:PATtern:B16Crc? 270
 :SENSe:DATA:TELEcom:SDH:OVERhead:JO:TIM:PATtern:B16Crc <string> 270
 :SENSe:DATA:TELEcom:SDH:OVERhead:JO:TIM:PATtern:B64? 271
 :SENSe:DATA:TELEcom:SDH:OVERhead:JO:TIM:PATtern:B64 <string> 270
 :SENSe:DATA:TELEcom:SDH:OVERhead:JO:TIM:PATtern? 270
 :SENSe:DATA:TELEcom:SDH:OVERhead:JO:TIM:PATtern <discrete> 270
 :SENSe:DATA:TELEcom:SDH:OVERhead:JO:TIM? 269
 :SENSe:DATA:TELEcom:SDH:OVERhead:JO:TIM <boolean> 269
 :SENSe:DATA:TELEcom:SDH:PAYLoad? 266
 :SENSe:DATA:TELEcom:SDH:PAYLoad <discrete> 266
 :SENSe:DATA:TELEcom:SDH:POVerhead:J1:TIM:PATtern:B16Crc? 272
 :SENSe:DATA:TELEcom:SDH:POVerhead:J1:TIM:PATtern:B16Crc <string> 271
 :SENSe:DATA:TELEcom:SDH:POVerhead:J1:TIM:PATtern:B64? 272

:SENSe:DATA:TELEcom:SDH:POVerhead:J1:TIM:PATtern:B64 <string> 272
:SENSe:DATA:TELEcom:SDH:POVerhead:J1:TIM:PATtern? 271
:SENSe:DATA:TELEcom:SDH:POVerhead:J1:TIM:PATtern <discrete> 271
:SENSe:DATA:TELEcom:SDH:POVerhead:J1:TIM? 271
:SENSe:DATA:TELEcom:SDH:POVerhead:J1:TIM <boolean> 271
:SENSe:DATA:TELEcom:SDH:PRIMary:TS0? 267
:SENSe:DATA:TELEcom:SDH:PRIMary:TS0 <boolean> 266
:SENSe:DATA:TELEcom:SDH:RATE? 261
:SENSe:DATA:TELEcom:SDH:RATE <discrete> 261
:SENSe:DATA:TELEcom:SDH:TCM:HPATH? 263
:SENSe:DATA:TELEcom:SDH:TCM:HPATH <boolean> 262
:SENSe:DATA:TELEcom:SDH:TU:TYPE? 266
:SENSe:DATA:TELEcom:SDH:TU:TYPE <discrete> 266
:SENSe:DATA:TELEcom:SDH:TU? 268
:SENSe:DATA:TELEcom:SDH:TU <numeric> 267
:SENSe:DATA:TELEcom:SDH:TUG2? 267
:SENSe:DATA:TELEcom:SDH:TUG2 <numeric> 267
:SENSe:DATA:TELEcom:SDH:TUG3? 267
:SENSe:DATA:TELEcom:SDH:TUG3 <numeric> 267
:SENSe:DATA:TELEcom:SDH:VCAT:ADD <numeric> 264
:SENSe:DATA:TELEcom:SDH:VCAT:CHGRoup? 264
:SENSe:DATA:TELEcom:SDH:VCAT:CHGRoup <discrete> 264
:SENSe:DATA:TELEcom:SDH:VCAT:CLEar 265
:SENSe:DATA:TELEcom:SDH:VCAT:DELAy:CHANnel? <numeric> 287
:SENSe:DATA:TELEcom:SDH:VCAT:DISCover 265
:SENSe:DATA:TELEcom:SDH:VCAT:MEMBer? <numeric> 265
:SENSe:DATA:TELEcom:SDH:VCAT:REMOve <numeric> 265
:SENSe:DATA:TELEcom:SDH:VCAT:SQI? <numeric> 265
:SENSe:DATA:TELEcom:SDH:VCAT:SQI <numeric>, <numeric> 265
:SENSe:DATA:TELEcom:SDH:VCAT? 264
:SENSe:DATA:TELEcom:SDH:VCAT <discrete> 264
:SENSe:DATA:TELEcom:SENSe? 65
:SENSe:DATA:TELEcom:SIGWizard:AU:AUG3? 280
:SENSe:DATA:TELEcom:SIGWizard:AU:AUG3 <numeric> 280
:SENSe:DATA:TELEcom:SIGWizard:AU:AUG1? 280
:SENSe:DATA:TELEcom:SIGWizard:AU:AUG1 <numeric> 280
:SENSe:DATA:TELEcom:SIGWizard:AU:AUG16? 279
:SENSe:DATA:TELEcom:SIGWizard:AU:AUG16 <numeric> 279
:SENSe:DATA:TELEcom:SIGWizard:AU:AUG4? 280
:SENSe:DATA:TELEcom:SIGWizard:AU:AUG4 <numeric> 279
:SENSe:DATA:TELEcom:SIGWizard:AU:AUG64? 279
:SENSe:DATA:TELEcom:SIGWizard:AU:AUG64 <numeric> 279
:SENSe:DATA:TELEcom:SIGWizard:AU:CHANnel <numeric> 280

:SENSe:DATA:TELEcom:SIGWizard:AU:SIZE? 281
 :SENSe:DATA:TELEcom:SIGWizard:AU:START? 280
 :SENSe:DATA:TELEcom:SIGWizard:INIT 76
 :SENSe:DATA:TELEcom:SIGWizard:SETup:RX 76
 :SENSe:DATA:TELEcom:SIGWizard:SETup:TX 76
 :SENSe:DATA:TELEcom:SIGWizard:SETup:TXRX 76
 :SENSe:DATA:TELEcom:SIGWizard:SSCope:ACKS 77
 :SENSe:DATA:TELEcom:SIGWizard:SSCope:AUTS <discrete> 77
 :SENSe:DATA:TELEcom:SIGWizard:SSCope:RESet 77
 :SENSe:DATA:TELEcom:SIGWizard:SSCope:SCHNg? 77
 :SENSe:DATA:TELEcom:SIGWizard:SSCope:STANdard? 78
 :SENSe:DATA:TELEcom:SIGWizard:SSCope:STARt <string> 76
 :SENSe:DATA:TELEcom:SIGWizard:SSCope:STOP 77
 :SENSe:DATA:TELEcom:SIGWizard:SSCope:TIME? 77
 :SENSe:DATA:TELEcom:SIGWizard:STATe? 76
 :SENSe:DATA:TELEcom:SIGWizard:STOP 76
 :SENSe:DATA:TELEcom:SIGWizard:STS:CHANnel <numeric> 372
 :SENSe:DATA:TELEcom:SIGWizard:STS:SIZE? 372
 :SENSe:DATA:TELEcom:SIGWizard:STS:STARt? 372
 :SENSe:DATA:TELEcom:SIGWizard:STS:STS1? 372
 :SENSe:DATA:TELEcom:SIGWizard:STS:STS1 <numeric> 372
 :SENSe:DATA:TELEcom:SIGWizard:STS:STS3? 372
 :SENSe:DATA:TELEcom:SIGWizard:STS:STS3 <numeric> 371
 :SENSe:DATA:TELEcom:SONet:DDCC? 360
 :SENSe:DATA:TELEcom:SONet:DDCC <discrete> 360
 :SENSe:DATA:TELEcom:SONet:OCAPture:OHBYte? 367
 :SENSe:DATA:TELEcom:SONet:OCAPture:OHBYte <discrete> 366
 :SENSe:DATA:TELEcom:SONet:OCAPture:STS1? 366
 :SENSe:DATA:TELEcom:SONet:OCAPture:STS1 <numeric> 366
 :SENSe:DATA:TELEcom:SONet:OCAPture:STS3:SElect? 366
 :SENSe:DATA:TELEcom:SONet:OCAPture:STS3:SElect <numeric> 366
 :SENSe:DATA:TELEcom:SONet:OCAPture:TRIGger:MASK? 368
 :SENSe:DATA:TELEcom:SONet:OCAPture:TRIGger:MASK <string> 368
 :SENSe:DATA:TELEcom:SONet:OCAPture:TRIGger:PATtern? 368
 :SENSe:DATA:TELEcom:SONet:OCAPture:TRIGger:PATtern <string> 368
 :SENSe:DATA:TELEcom:SONet:OCAPture:TRIGger:POLarity? 367
 :SENSe:DATA:TELEcom:SONet:OCAPture:TRIGger:POLarity <discrete> 367
 :SENSe:DATA:TELEcom:SONet:OCAPture:TRIGger:SElection? 367
 :SENSe:DATA:TELEcom:SONet:OCAPture:TRIGger:SElection <discrete> 367
 :SENSe:DATA:TELEcom:SONet:OCAPture? 368
 :SENSe:DATA:TELEcom:SONet:OCAPture <discrete> 368
 :SENSe:DATA:TELEcom:SONet:OVERhead:CHANnel? 360
 :SENSe:DATA:TELEcom:SONet:OVERhead:CHANnel <numeric> 360

:SENSe:DATA:TELEcom:SONet:OVERhead:J0:TIM:PATtern:B16Crc? 361
:SENSe:DATA:TELEcom:SONet:OVERhead:J0:TIM:PATtern:B16Crc <string> 361
:SENSe:DATA:TELEcom:SONet:OVERhead:J0:TIM:PATtern:B64? 362
:SENSe:DATA:TELEcom:SONet:OVERhead:J0:TIM:PATtern:B64 <string> 361
:SENSe:DATA:TELEcom:SONet:OVERhead:J0:TIM:PATtern? 361
:SENSe:DATA:TELEcom:SONet:OVERhead:J0:TIM:PATtern <discrete> 361
:SENSe:DATA:TELEcom:SONet:OVERhead:J0:TIM? 360
:SENSe:DATA:TELEcom:SONet:OVERhead:J0:TIM <boolean> 360
:SENSe:DATA:TELEcom:SONet:PAYLoad? 358
:SENSe:DATA:TELEcom:SONet:PAYLoad <discrete> 357
:SENSe:DATA:TELEcom:SONet:POVerhead:J1:TIM:PATtern:B16Crc? 363
:SENSe:DATA:TELEcom:SONet:POVerhead:J1:TIM:PATtern:B16Crc <string> 362
:SENSe:DATA:TELEcom:SONet:POVerhead:J1:TIM:PATtern:B64? 363
:SENSe:DATA:TELEcom:SONet:POVerhead:J1:TIM:PATtern:B64 <string> 363
:SENSe:DATA:TELEcom:SONet:POVerhead:J1:TIM:PATtern? 362
:SENSe:DATA:TELEcom:SONet:POVerhead:J1:TIM:PATtern <discrete> 362
:SENSe:DATA:TELEcom:SONet:POVerhead:J1:TIM? 362
:SENSe:DATA:TELEcom:SONet:POVerhead:J1:TIM <boolean> 362
:SENSe:DATA:TELEcom:SONet:PRIMary:TS0? 358
:SENSe:DATA:TELEcom:SONet:PRIMary:TS0 <boolean> 358
:SENSe:DATA:TELEcom:SONet:RATE? 353
:SENSe:DATA:TELEcom:SONet:RATE <discrete> 353
:SENSe:DATA:TELEcom:SONet:SPE:MIXed:FOReground? 355
:SENSe:DATA:TELEcom:SONet:SPE:MIXed:FOReground <numeric> 355
:SENSe:DATA:TELEcom:SONet:SPE:TYPE? 354
:SENSe:DATA:TELEcom:SONet:SPE:TYPE <discrete> 353
:SENSe:DATA:TELEcom:SONet:STS1? 354
:SENSe:DATA:TELEcom:SONet:STS1 <numeric> 354
:SENSe:DATA:TELEcom:SONet:STS3? 353
:SENSe:DATA:TELEcom:SONet:STS3? 354
:SENSe:DATA:TELEcom:SONet:STS3 <numeric> 353
:SENSe:DATA:TELEcom:SONet:STS3 <numeric> 354
:SENSe:DATA:TELEcom:SONet:VCAT:ADD <numeric> 355
:SENSe:DATA:TELEcom:SONet:VCAT:CHGRoup? 355
:SENSe:DATA:TELEcom:SONet:VCAT:CHGRoup <discrete> 355
:SENSe:DATA:TELEcom:SONet:VCAT:CLEar 356
:SENSe:DATA:TELEcom:SONet:VCAT:DELAy:CHANnel? <numeric> 378
:SENSe:DATA:TELEcom:SONet:VCAT:DISCover 357
:SENSe:DATA:TELEcom:SONet:VCAT:MEMBer? <numeric> 356
:SENSe:DATA:TELEcom:SONet:VCAT:REMOve <numeric> 356
:SENSe:DATA:TELEcom:SONet:VCAT:SQI? <numeric> 356
:SENSe:DATA:TELEcom:SONet:VCAT:SQI <numeric>, <numeric> 356
:SENSe:DATA:TELEcom:SONet:VCAT? 355

14 Command Index

:SENSe:DATA:TELEcom:SONet:VCAT <discrete> 355
:SENSe:DATA:TELEcom:SONet:VT:TYPE? 357
:SENSe:DATA:TELEcom:SONet:VT:TYPE <discrete> 357
:SENSe:DATA:TELEcom:SONet:VT? 358
:SENSe:DATA:TELEcom:SONet:VT <numeric> 358
:SENSe:DATA:TELEcom:SONet:VTGRoup? 358
:SENSe:DATA:TELEcom:SONet:VTGRoup <numeric> 358
:SENSe:DATA:TELEcom:SPDH:INBand:LPDN:CODE? 194
:SENSe:DATA:TELEcom:SPDH:INBand:LPDN:CODE <discrete> 194
:SENSe:DATA:TELEcom:SPDH:INBand:LPDN:USER? <numeric> 194
:SENSe:DATA:TELEcom:SPDH:INBand:LPDN:USER <numeric>, <numeric> 194
:SENSe:DATA:TELEcom:SPDH:INBand:LPUP:CODE? 193
:SENSe:DATA:TELEcom:SPDH:INBand:LPUP:CODE <discrete> 193
:SENSe:DATA:TELEcom:SPDH:INBand:LPUP:USER? <numeric> 193
:SENSe:DATA:TELEcom:SPDH:INBand:LPUP:USER <numeric>, <numeric> 193
:SENSe:DATA:TELEcom:SPDH:PAYLoad:FRAMing? 188
:SENSe:DATA:TELEcom:SPDH:PAYLoad:FRAMing <discrete> 187
:SENSe:DATA:TELEcom:SPDH:PAYLoad:STRucture? 188
:SENSe:DATA:TELEcom:SPDH:PAYLoad:STRucture <discrete> 188
:SENSe:DATA:TELEcom:SPDH:RATE? 187
:SENSe:DATA:TELEcom:SPDH:RATE <discrete> 187
:SENSe:DATA:TELEcom:SPDH:TSIGnal:FRAMing? 189
:SENSe:DATA:TELEcom:SPDH:TSIGnal:FRAMing <discrete> 189
:SENSe:DATA:TELEcom:SPDH:TSIGnal:RATE? 189
:SENSe:DATA:TELEcom:SPDH:TSIGnal:RATE <discrete> 189
:SENSe:DATA:TELEcom:SPDH:TSIGnal:TRIButary:DS1? 191
:SENSe:DATA:TELEcom:SPDH:TSIGnal:TRIButary:DS1 <numeric> 190
:SENSe:DATA:TELEcom:SPDH:TSIGnal:TRIButary:DS2? 191
:SENSe:DATA:TELEcom:SPDH:TSIGnal:TRIButary:DS2 <numeric> 191
:SENSe:DATA:TELEcom:SPDH:TSIGnal:TRIButary:M2? 190
:SENSe:DATA:TELEcom:SPDH:TSIGnal:TRIButary:M2 <numeric> 190
:SENSe:DATA:TELEcom:SPDH:TSIGnal:TRIButary:M34? 190
:SENSe:DATA:TELEcom:SPDH:TSIGnal:TRIButary:M34 <numeric> 190
:SENSe:DATA:TELEcom:SPDH:TSIGnal:TRIButary:M8? 190
:SENSe:DATA:TELEcom:SPDH:TSIGnal:TRIButary:M8 <numeric> 190
:SENSe:DATA:TELEcom:SPDH:TSIGnal:TSLot:DS1:K56? 192
:SENSe:DATA:TELEcom:SPDH:TSIGnal:TSLot:DS1:K56 <numeric> 192
:SENSe:DATA:TELEcom:SPDH:TSIGnal:TSLot:DS1:K56Xn? 193
:SENSe:DATA:TELEcom:SPDH:TSIGnal:TSLot:DS1:K56Xn <numeric> 192
:SENSe:DATA:TELEcom:SPDH:TSIGnal:TSLot:DS1:K64? 192
:SENSe:DATA:TELEcom:SPDH:TSIGnal:TSLot:DS1:K64 <numeric> 192
:SENSe:DATA:TELEcom:SPDH:TSIGnal:TSLot:DS1:K64Xn? 192
:SENSe:DATA:TELEcom:SPDH:TSIGnal:TSLot:DS1:K64Xn <numeric> 192

:SENSe:DATA:TELeCom:SPDH:TSIGnal:TSLot:M2:K64? 191
 :SENSe:DATA:TELeCom:SPDH:TSIGnal:TSLot:M2:K64 <numeric> 191
 :SENSe:DATA:TELeCom:SPDH:TSIGnal:TSLot:M2:K64Xn? 191
 :SENSe:DATA:TELeCom:SPDH:TSIGnal:TSLot:M2:K64Xn <numeric> 191
 :SENSe:DATA:TELeCom:TEST:PERiod? <numeric>, <numeric>, <numeric> 84
 :SENSe:DATA:TELeCom:TEST:PERiod <numeric>, <numeric>, <numeric>, <numeric> 83
 :SENSe:DATA:TELeCom:TEST:STARt? <numeric>, <numeric>, <numeric>, <numeric> 84
 :SENSe:DATA:TELeCom:TEST:STARt <numeric>, <numeric>, <numeric>, <numeric>, <numeric> 84
 :SENSe:DATA:TELeCom:TEST:TYPE? 83
 :SENSe:DATA:TELeCom:TEST:TYPE <discrete> 83
 :SENSe:DATA:TELeCom:TEST? 83
 :SENSe:DATA:TELeCom:TEST <boolean> 82
 :SENSe:DATA:TELeCom:UNFRamed:RATE? 437
 :SENSe:DATA:TELeCom:UNFRamed:RATE <discrete> 437
 :SOURce:CLOCK:FORMat? 51
 :SOURce:CLOCK:FORMat <discrete> 51
 :SOURce:CLOCK:OTN:FOFFset:OFFSet? 128
 :SOURce:CLOCK:OTN:FOFFset:OFFSet <numeric> 128
 :SOURce:CLOCK:OTN:FOFFset:OPU:OFFSet? 129
 :SOURce:CLOCK:OTN:FOFFset:OPU:OFFSet <numeric> 129
 :SOURce:CLOCK:OTN:FOFFset:OPU? 128
 :SOURce:CLOCK:OTN:FOFFset:OPU <boolean> 128
 :SOURce:CLOCK:OTN:FOFFset? 128
 :SOURce:CLOCK:OTN:FOFFset <boolean> 128
 :SOURce:CLOCK:RECovered? 51
 :SOURce:CLOCK:RECovered <discrete> 50
 :SOURce:CLOCK:SDH:FOFFset:OFFSet? 236
 :SOURce:CLOCK:SDH:FOFFset:OFFSet <numeric> 236
 :SOURce:CLOCK:SDH:FOFFset? 236
 :SOURce:CLOCK:SDH:FOFFset <boolean> 236
 :SOURce:CLOCK:SONet:FOFFset:ACTive? 330
 :SOURce:CLOCK:SONet:FOFFset:OFFSet? 330
 :SOURce:CLOCK:SONet:FOFFset:OFFSet <numeric> 330
 :SOURce:CLOCK:SONet:FOFFset? 330
 :SOURce:CLOCK:SONet:FOFFset <boolean> 330
 :SOURce:CLOCK:SOURce? 50
 :SOURce:CLOCK:SOURce <discrete> 50
 :SOURce:CLOCK:SPDH:FOFFset:OFFSet? 177
 :SOURce:CLOCK:SPDH:FOFFset:OFFSet <numeric> 177
 :SOURce:CLOCK:SPDH:FOFFset? 177
 :SOURce:CLOCK:SPDH:FOFFset <boolean> 177
 :SOURce:CLOCK:UNFRamed:FOFFset:OFFSet? 436
 :SOURce:CLOCK:UNFRamed:FOFFset:OFFSet <numeric> 436

:SOURce:CLOCK:UNFRamed:FOFFset? 436
 :SOURce:CLOCK:UNFRamed:FOFFset <boolean> 436
 :SOURce:DATA:TELEcom:ALARm:GROup? 57
 :SOURce:DATA:TELEcom:ALARm:GROup <discrete> 57
 :SOURce:DATA:TELEcom:ALARm:STRes:PULSe 58
 :SOURce:DATA:TELEcom:ALARm:STRes:PULSe:DURation? 58
 :SOURce:DATA:TELEcom:ALARm:STRes:PULSe:DURation <numeric> 58
 :SOURce:DATA:TELEcom:ALARm:STRes:SEQuence:MDURation? 60
 :SOURce:DATA:TELEcom:ALARm:STRes:SEQuence:MDURation <numeric> 60
 :SOURce:DATA:TELEcom:ALARm:STRes:SEQuence:NDURation? 60
 :SOURce:DATA:TELEcom:ALARm:STRes:SEQuence:NDURation <numeric> 59
 :SOURce:DATA:TELEcom:ALARm:STRes:SEQuence:PDURation? 59
 :SOURce:DATA:TELEcom:ALARm:STRes:SEQuence:PDURation <numeric> 59
 :SOURce:DATA:TELEcom:ALARm:STRes:SEQuence? 59
 :SOURce:DATA:TELEcom:ALARm:STRes:SEQuence <boolean> 59
 :SOURce:DATA:TELEcom:ALARm:STRes:SINGle 60
 :SOURce:DATA:TELEcom:ALARm:STRes:TYPE? 58
 :SOURce:DATA:TELEcom:ALARm:STRes:TYPE <discrete> 58
 :SOURce:DATA:TELEcom:ALARm? 57
 :SOURce:DATA:TELEcom:ALARm? 127
 :SOURce:DATA:TELEcom:ALARm? 245
 :SOURce:DATA:TELEcom:ALARm? 337
 :SOURce:DATA:TELEcom:ALARm <boolean> 57
 :SOURce:DATA:TELEcom:ALARm <boolean> 127
 :SOURce:DATA:TELEcom:ALARm <boolean> 245
 :SOURce:DATA:TELEcom:ALARm <boolean> 337
 :SOURce:DATA:TELEcom:EOS:AUTO? 405
 :SOURce:DATA:TELEcom:EOS:AUTO <boolean> 404
 :SOURce:DATA:TELEcom:EOS:DESTination:ADDRes? 403
 :SOURce:DATA:TELEcom:EOS:DESTination:ADDRes <string> 403
 :SOURce:DATA:TELEcom:EOS:FRAMe:RATE? 424
 :SOURce:DATA:TELEcom:EOS:FRAMe:RATE <discrete> 424
 :SOURce:DATA:TELEcom:EOS:FRAMe:TYPE? 424
 :SOURce:DATA:TELEcom:EOS:FRAMe:TYPE <discrete> 424
 :SOURce:DATA:TELEcom:EOS:FSIZe? 405
 :SOURce:DATA:TELEcom:EOS:FSIZe <numeric> 405
 :SOURce:DATA:TELEcom:EOS:LTYPe? 405
 :SOURce:DATA:TELEcom:EOS:LTYPe <numeric> 405
 :SOURce:DATA:TELEcom:EOS:PRIOriTy? 404
 :SOURce:DATA:TELEcom:EOS:PRIOriTy <numeric> 404
 :SOURce:DATA:TELEcom:EOS:RATE? 406
 :SOURce:DATA:TELEcom:EOS:RATE <numeric> 405
 :SOURce:DATA:TELEcom:EOS:SOURce:ADDRes? 403

:SOURce:DATA:TELeCom:EOS:SOURce:ADDRess <string> 403
 :SOURce:DATA:TELeCom:EOS:TAGGed? 403
 :SOURce:DATA:TELeCom:EOS:TAGGed <boolean> 403
 :SOURce:DATA:TELeCom:EOS:TRANsmitter:BURSt:FRAMes? 407
 :SOURce:DATA:TELeCom:EOS:TRANsmitter:BURSt:FRAMes <numeric> 406
 :SOURce:DATA:TELeCom:EOS:TRANsmitter:BURSt:TIME? 406
 :SOURce:DATA:TELeCom:EOS:TRANsmitter:BURSt:TIME <string> 406
 :SOURce:DATA:TELeCom:EOS:TRANsmitter:BURSt:TYPE? 406
 :SOURce:DATA:TELeCom:EOS:TRANsmitter:BURSt:TYPE <discrete> 406
 :SOURce:DATA:TELeCom:EOS:TRANsmitter:ENABled? 407
 :SOURce:DATA:TELeCom:EOS:TRANsmitter:MODE? 406
 :SOURce:DATA:TELeCom:EOS:TRANsmitter:MODE <discrete> 406
 :SOURce:DATA:TELeCom:EOS:TRANsmitter:STARt 407
 :SOURce:DATA:TELeCom:EOS:TRANsmitter:STOP 407
 :SOURce:DATA:TELeCom:EOS:VLAN? 404
 :SOURce:DATA:TELeCom:EOS:VLAN <numeric> 404
 :SOURce:DATA:TELeCom:ERRor:GRouP? 56
 :SOURce:DATA:TELeCom:ERRor:GRouP <discrete> 56
 :SOURce:DATA:TELeCom:ERRor:SINGle 56
 :SOURce:DATA:TELeCom:ERRor:SINGle 120
 :SOURce:DATA:TELeCom:ERRor:SINGle 180
 :SOURce:DATA:TELeCom:ERRor:SINGle 238
 :SOURce:DATA:TELeCom:ERRor:SINGle 332
 :SOURce:DATA:TELeCom:ERRor:SINGle 433
 :SOURce:DATA:TELeCom:GFPLaps:GFP:CID? 398
 :SOURce:DATA:TELeCom:GFPLaps:GFP:CID <numeric> 397
 :SOURce:DATA:TELeCom:GFPLaps:GFP:EXI:MODE? 397
 :SOURce:DATA:TELeCom:GFPLaps:GFP:EXI:MODE <discrete> 397
 :SOURce:DATA:TELeCom:GFPLaps:GFP:EXI? 397
 :SOURce:DATA:TELeCom:GFPLaps:GFP:EXI <numeric> 397
 :SOURce:DATA:TELeCom:GFPLaps:GFP:PFi? 397
 :SOURce:DATA:TELeCom:GFPLaps:GFP:PFi <boolean> 397
 :SOURce:DATA:TELeCom:GFPLaps:GFP:PROToCol? 396
 :SOURce:DATA:TELeCom:GFPLaps:GFP:PROToCol <discrete> 396
 :SOURce:DATA:TELeCom:GFPLaps:GFP:PTI:CLient? 396
 :SOURce:DATA:TELeCom:GFPLaps:GFP:PTI:CLient <discrete> 396
 :SOURce:DATA:TELeCom:GFPLaps:GFP:PTI? 396
 :SOURce:DATA:TELeCom:GFPLaps:GFP:PTI <numeric> 396
 :SOURce:DATA:TELeCom:GFPLaps:GFP:SBLocks? 399
 :SOURce:DATA:TELeCom:GFPLaps:GFP:SBLocks <numeric> 398
 :SOURce:DATA:TELeCom:GFPLaps:GFP:UPI:FRMMode? 398
 :SOURce:DATA:TELeCom:GFPLaps:GFP:UPI:FRMMode <discrete> 398
 :SOURce:DATA:TELeCom:GFPLaps:GFP:UPI? 398

:SOURce:DATA:TELecom:GFPLaps:GFP:UPI <numeric> 398
 :SOURce:DATA:TELecom:GFPLaps:LAPS:ADDRes? 400
 :SOURce:DATA:TELecom:GFPLaps:LAPS:ADDRes <numeric> 400
 :SOURce:DATA:TELecom:GFPLaps:LAPS:ARATe? 402
 :SOURce:DATA:TELecom:GFPLaps:LAPS:ARATe <discrete> 401
 :SOURce:DATA:TELecom:GFPLaps:LAPS:CONTRol? 401
 :SOURce:DATA:TELecom:GFPLaps:LAPS:CONTRol <numeric> 401
 :SOURce:DATA:TELecom:GFPLaps:LAPS:FCSLength? 401
 :SOURce:DATA:TELecom:GFPLaps:LAPS:FCSLength <discrete> 401
 :SOURce:DATA:TELecom:GFPLaps:LAPS:PROTocol? 400
 :SOURce:DATA:TELecom:GFPLaps:LAPS:PROTocol <discrete> 400
 :SOURce:DATA:TELecom:GFPLaps:LAPS:RAOCtets? 402
 :SOURce:DATA:TELecom:GFPLaps:LAPS:RAOCtets <boolean> 402
 :SOURce:DATA:TELecom:GFPLaps:LAPS:SAPI? 400
 :SOURce:DATA:TELecom:GFPLaps:LAPS:SAPI <numeric> 400
 :SOURce:DATA:TELecom:GFPLaps:LAPS:SCRambler? 401
 :SOURce:DATA:TELecom:GFPLaps:LAPS:SCRambler <boolean> 401
 :SOURce:DATA:TELecom:GFPLaps:MODE? 395
 :SOURce:DATA:TELecom:GFPLaps:MODE <discrete> 395
 :SOURce:DATA:TELecom:MODE? 49
 :SOURce:DATA:TELecom:MODE <discrete> 49
 :SOURce:DATA:TELecom:OTN:ALARm:GROup? 123
 :SOURce:DATA:TELecom:OTN:ALARm:GROup <discrete> 123
 :SOURce:DATA:TELecom:OTN:ALARm:HERDi? 126
 :SOURce:DATA:TELecom:OTN:ALARm:HERDi <discrete> 126
 :SOURce:DATA:TELecom:OTN:ALARm:OOF 127
 :SOURce:DATA:TELecom:OTN:ALARm:OOM 127
 :SOURce:DATA:TELecom:OTN:ALARm:OTN? 124
 :SOURce:DATA:TELecom:OTN:ALARm:OTN <discrete> 124
 :SOURce:DATA:TELecom:OTN:ALARm:PATH? 125
 :SOURce:DATA:TELecom:OTN:ALARm:PATH <discrete> 125
 :SOURce:DATA:TELecom:OTN:ALARm:PHYSical? 123
 :SOURce:DATA:TELecom:OTN:ALARm:PHYSical <discrete> 123
 :SOURce:DATA:TELecom:OTN:ALARm:SECTion? 124
 :SOURce:DATA:TELecom:OTN:ALARm:SECTion <discrete> 124
 :SOURce:DATA:TELecom:OTN:ALARm:TCM? 126
 :SOURce:DATA:TELecom:OTN:ALARm:TCM <discrete> 126
 :SOURce:DATA:TELecom:OTN:ALARm:TRANSport? 125
 :SOURce:DATA:TELecom:OTN:ALARm:TRANSport <discrete> 125
 :SOURce:DATA:TELecom:OTN:ERRor:APSThreshold:EINterval? 122
 :SOURce:DATA:TELecom:OTN:ERRor:APSThreshold:EINterval <discrete> 122
 :SOURce:DATA:TELecom:OTN:ERRor:APSThreshold:NERRors? 122
 :SOURce:DATA:TELecom:OTN:ERRor:APSThreshold:NERRors <numeric> 121


```

:SOURce:DATA:TELeCom:OTN:ERRor:GRouP? 117
:SOURce:DATA:TELeCom:OTN:ERRor:GRouP <discrete> 117
:SOURce:DATA:TELeCom:OTN:ERRor:OTN? 118
:SOURce:DATA:TELeCom:OTN:ERRor:OTN <discrete> 117
:SOURce:DATA:TELeCom:OTN:ERRor:PATH? 119
:SOURce:DATA:TELeCom:OTN:ERRor:PATH <discrete> 118
:SOURce:DATA:TELeCom:OTN:ERRor:PATtern? 119
:SOURce:DATA:TELeCom:OTN:ERRor:PATtern <discrete> 119
:SOURce:DATA:TELeCom:OTN:ERRor:RATE:USER:ACTion? 121
:SOURce:DATA:TELeCom:OTN:ERRor:RATE:USER:ACTion <boolean> 121
:SOURce:DATA:TELeCom:OTN:ERRor:RATE:USER? 121
:SOURce:DATA:TELeCom:OTN:ERRor:RATE:USER <numeric> 120
:SOURce:DATA:TELeCom:OTN:ERRor:RATE? 120
:SOURce:DATA:TELeCom:OTN:ERRor:RATE <discrete> 120
:SOURce:DATA:TELeCom:OTN:ERRor:SECTion? 118
:SOURce:DATA:TELeCom:OTN:ERRor:SECTion <discrete> 118
:SOURce:DATA:TELeCom:OTN:ERRor:TCM? 119
:SOURce:DATA:TELeCom:OTN:ERRor:TCM <discrete> 119
:SOURce:DATA:TELeCom:OTN:ERRor:TRANsport? 118
:SOURce:DATA:TELeCom:OTN:ERRor:TRANsport <discrete> 118
:SOURce:DATA:TELeCom:OTN:FEC? 108
:SOURce:DATA:TELeCom:OTN:FEC <boolean> 108
:SOURce:DATA:TELeCom:OTN:IGCC? 130
:SOURce:DATA:TELeCom:OTN:IGCC <discrete> 130
:SOURce:DATA:TELeCom:OTN:MAPPing? 109
:SOURce:DATA:TELeCom:OTN:MAPPing <discrete> 109
:SOURce:DATA:TELeCom:OTN:OVERhead:DATA? <discrete> 110
:SOURce:DATA:TELeCom:OTN:OVERhead:DATA <discrete>, <numeric> 110
:SOURce:DATA:TELeCom:OTN:OVERhead:DEFault 110
:SOURce:DATA:TELeCom:OTN:OVERhead:PM:DAPI:B15? 111
:SOURce:DATA:TELeCom:OTN:OVERhead:PM:DAPI:B15 <string> 111
:SOURce:DATA:TELeCom:OTN:OVERhead:PM:OPSPec:B32? 111
:SOURce:DATA:TELeCom:OTN:OVERhead:PM:OPSPec:B32 <string> 111
:SOURce:DATA:TELeCom:OTN:OVERhead:PM:SAPI:B15? 111
:SOURce:DATA:TELeCom:OTN:OVERhead:PM:SAPI:B15 <string> 111
:SOURce:DATA:TELeCom:OTN:OVERhead:PTYPe:USER? 113
:SOURce:DATA:TELeCom:OTN:OVERhead:PTYPe:USER <numeric> 113
:SOURce:DATA:TELeCom:OTN:OVERhead:PTYPe? 113
:SOURce:DATA:TELeCom:OTN:OVERhead:PTYPe <discrete> 112
:SOURce:DATA:TELeCom:OTN:OVERhead:SM:DAPI:B15? 112
:SOURce:DATA:TELeCom:OTN:OVERhead:SM:DAPI:B15 <string> 112
:SOURce:DATA:TELeCom:OTN:OVERhead:SM:OPSPec:B32? 112
:SOURce:DATA:TELeCom:OTN:OVERhead:SM:OPSPec:B32 <string> 112

```

14 Command Index

:SOURCE:DATA:TELECOM:OTN:OVERHEAD:SM:SAPI:B15? 112
:SOURCE:DATA:TELECOM:OTN:OVERHEAD:SM:SAPI:B15 <string> 112
:SOURCE:DATA:TELECOM:OTN:PAYLOAD? 109
:SOURCE:DATA:TELECOM:OTN:PAYLOAD <discrete> 109
:SOURCE:DATA:TELECOM:OTN:RATE? 108
:SOURCE:DATA:TELECOM:OTN:RATE <discrete> 108
:SOURCE:DATA:TELECOM:OTN:SCRAMBLING? 108
:SOURCE:DATA:TELECOM:OTN:SCRAMBLING <boolean> 108
:SOURCE:DATA:TELECOM:OTN:SEQUENCE:DATA? <numeric> 115
:SOURCE:DATA:TELECOM:OTN:SEQUENCE:DATA <numeric>, <string> 115
:SOURCE:DATA:TELECOM:OTN:SEQUENCE:DEFAULT 114
:SOURCE:DATA:TELECOM:OTN:SEQUENCE:FCOUNT? <numeric> 114
:SOURCE:DATA:TELECOM:OTN:SEQUENCE:FCOUNT <numeric>, <numeric> 114
:SOURCE:DATA:TELECOM:OTN:SEQUENCE:INCREMENT 114
:SOURCE:DATA:TELECOM:OTN:SEQUENCE:MODE? 115
:SOURCE:DATA:TELECOM:OTN:SEQUENCE:MODE <discrete> 115
:SOURCE:DATA:TELECOM:OTN:SEQUENCE:OHBYTE? 114
:SOURCE:DATA:TELECOM:OTN:SEQUENCE:OHBYTE <discrete> 113
:SOURCE:DATA:TELECOM:OTN:SEQUENCE? 116
:SOURCE:DATA:TELECOM:OTN:SEQUENCE <discrete> 115
:SOURCE:DATA:TELECOM:PATTERN:POLARITY? 54
:SOURCE:DATA:TELECOM:PATTERN:POLARITY <discrete> 54
:SOURCE:DATA:TELECOM:PATTERN:TYPE:PRBS? 52
:SOURCE:DATA:TELECOM:PATTERN:TYPE:PRBS <discrete> 52
:SOURCE:DATA:TELECOM:PATTERN:TYPE:TCELLI:TSID? 54
:SOURCE:DATA:TELECOM:PATTERN:TYPE:TCELLI:TSID <numeric> 54
:SOURCE:DATA:TELECOM:PATTERN:TYPE:WORD:PRESET? 53
:SOURCE:DATA:TELECOM:PATTERN:TYPE:WORD:PRESET <discrete> 53
:SOURCE:DATA:TELECOM:PATTERN:TYPE:WORD:USER? 54
:SOURCE:DATA:TELECOM:PATTERN:TYPE:WORD:USER <numeric> 53
:SOURCE:DATA:TELECOM:PATTERN:TYPE:WORD? 53
:SOURCE:DATA:TELECOM:PATTERN:TYPE:WORD <discrete> 52
:SOURCE:DATA:TELECOM:PATTERN:TYPE? 52
:SOURCE:DATA:TELECOM:PATTERN:TYPE <discrete> 52
:SOURCE:DATA:TELECOM:SDH:ALARM:GFP:RATE? 420
:SOURCE:DATA:TELECOM:SDH:ALARM:GFP:RATE <numeric> 420
:SOURCE:DATA:TELECOM:SDH:ALARM:GFP? 420
:SOURCE:DATA:TELECOM:SDH:ALARM:GFP <discrete> 420
:SOURCE:DATA:TELECOM:SDH:ALARM:LAPS? 420
:SOURCE:DATA:TELECOM:SDH:ALARM:LAPS <discrete> 420
:SOURCE:DATA:TELECOM:SDH:ALARM:OOF 242
:SOURCE:DATA:TELECOM:SDH:ALARM:PATH? 243
:SOURCE:DATA:TELECOM:SDH:ALARM:PATH <discrete> 242

:SOURce:DATA:TELEcom:SDH:ALARm:PHYSical? 242
 :SOURce:DATA:TELEcom:SDH:ALARm:PHYSical <discrete> 242
 :SOURce:DATA:TELEcom:SDH:ALARm:SECTion? 242
 :SOURce:DATA:TELEcom:SDH:ALARm:SECTion <discrete> 242
 :SOURce:DATA:TELEcom:SDH:ALARm:TCM? 245
 :SOURce:DATA:TELEcom:SDH:ALARm:TCM <discrete> 244
 :SOURce:DATA:TELEcom:SDH:ALARm:VCAT:MODE? 244
 :SOURce:DATA:TELEcom:SDH:ALARm:VCAT:MODE <discrete> 244
 :SOURce:DATA:TELEcom:SDH:ALARm:VCAT? 244
 :SOURce:DATA:TELEcom:SDH:ALARm:VCAT <discrete> 243
 :SOURce:DATA:TELEcom:SDH:APSMessages:ARCHitecture? 255
 :SOURce:DATA:TELEcom:SDH:APSMessages:ARCHitecture <discrete> 255
 :SOURce:DATA:TELEcom:SDH:APSMessages:BRIDge? 255
 :SOURce:DATA:TELEcom:SDH:APSMessages:BRIDge <numeric> 254
 :SOURce:DATA:TELEcom:SDH:APSMessages:CHANnel? 254
 :SOURce:DATA:TELEcom:SDH:APSMessages:CHANnel <numeric> 253
 :SOURce:DATA:TELEcom:SDH:APSMessages:DNODE? 257
 :SOURce:DATA:TELEcom:SDH:APSMessages:DNODE <numeric> 256
 :SOURce:DATA:TELEcom:SDH:APSMessages:DOWNload 258
 :SOURce:DATA:TELEcom:SDH:APSMessages:PCODE? 257
 :SOURce:DATA:TELEcom:SDH:APSMessages:PCODE <discrete> 257
 :SOURce:DATA:TELEcom:SDH:APSMessages:RCODE? 256
 :SOURce:DATA:TELEcom:SDH:APSMessages:RCODE <discrete> 255
 :SOURce:DATA:TELEcom:SDH:APSMessages:REQuest? 253
 :SOURce:DATA:TELEcom:SDH:APSMessages:REQuest <discrete> 252
 :SOURce:DATA:TELEcom:SDH:APSMessages:REServed? 255
 :SOURce:DATA:TELEcom:SDH:APSMessages:REServed <numeric> 255
 :SOURce:DATA:TELEcom:SDH:APSMessages:SCODE? 258
 :SOURce:DATA:TELEcom:SDH:APSMessages:SCODE <numeric> 257
 :SOURce:DATA:TELEcom:SDH:APSMessages:SNODE? 257
 :SOURce:DATA:TELEcom:SDH:APSMessages:SNODE <numeric> 257
 :SOURce:DATA:TELEcom:SDH:APSMessages:TOPology:TYPE? 252
 :SOURce:DATA:TELEcom:SDH:APSMessages:TOPology:TYPE <discrete> 252
 :SOURce:DATA:TELEcom:SDH:APSMessages:TOPology? 252
 :SOURce:DATA:TELEcom:SDH:APSMessages:TOPology <discrete> 252
 :SOURce:DATA:TELEcom:SDH:AU:BACKground? 213
 :SOURce:DATA:TELEcom:SDH:AU:BACKground <discrete> 213
 :SOURce:DATA:TELEcom:SDH:AU:MIXed:FOReground? 204
 :SOURce:DATA:TELEcom:SDH:AU:MIXed:FOReground <numeric> 204
 :SOURce:DATA:TELEcom:SDH:AU:MIXed:RESet <discrete> 204
 :SOURce:DATA:TELEcom:SDH:AU:MIXed:TYPE? <numeric> 205
 :SOURce:DATA:TELEcom:SDH:AU:MIXed:TYPE <numeric>, <discrete> 205
 :SOURce:DATA:TELEcom:SDH:AU:STRucture? 204

14 Command Index

:SOURce:DATA:TELeCom:SDH:AU:STRUcture <discrete> 203
:SOURce:DATA:TELeCom:SDH:AU:TYPE? 210
:SOURce:DATA:TELeCom:SDH:AU:TYPE <discrete> 210
:SOURce:DATA:TELeCom:SDH:AU3? 209
:SOURce:DATA:TELeCom:SDH:AU3 <numeric> 209
:SOURce:DATA:TELeCom:SDH:AUG1? 208
:SOURce:DATA:TELeCom:SDH:AUG1 <numeric> 208
:SOURce:DATA:TELeCom:SDH:AUG16? 208
:SOURce:DATA:TELeCom:SDH:AUG16 <numeric> 208
:SOURce:DATA:TELeCom:SDH:AUG4? 208
:SOURce:DATA:TELeCom:SDH:AUG4 <numeric> 208
:SOURce:DATA:TELeCom:SDH:AUG64? 207
:SOURce:DATA:TELeCom:SDH:AUG64 <numeric> 207
:SOURce:DATA:TELeCom:SDH:ERRor:APSThreshold:EINterVal? 241
:SOURce:DATA:TELeCom:SDH:ERRor:APSThreshold:EINterVal <discrete> 240
:SOURce:DATA:TELeCom:SDH:ERRor:APSThreshold:NERRors? 240
:SOURce:DATA:TELeCom:SDH:ERRor:APSThreshold:NERRors <numeric> 240
:SOURce:DATA:TELeCom:SDH:ERRor:EOS? 419
:SOURce:DATA:TELeCom:SDH:ERRor:EOS <discrete> 419
:SOURce:DATA:TELeCom:SDH:ERRor:GFP? 418
:SOURce:DATA:TELeCom:SDH:ERRor:GFP <discrete> 418
:SOURce:DATA:TELeCom:SDH:ERRor:LAPS? 419
:SOURce:DATA:TELeCom:SDH:ERRor:LAPS <discrete> 418
:SOURce:DATA:TELeCom:SDH:ERRor:PATH? 238
:SOURce:DATA:TELeCom:SDH:ERRor:PATH <discrete> 237
:SOURce:DATA:TELeCom:SDH:ERRor:PHYSical? 237
:SOURce:DATA:TELeCom:SDH:ERRor:PHYSical <discrete> 237
:SOURce:DATA:TELeCom:SDH:ERRor:RATE:EOS? 419
:SOURce:DATA:TELeCom:SDH:ERRor:RATE:EOS <discrete> 419
:SOURce:DATA:TELeCom:SDH:ERRor:RATE:USER:ACTion? 240
:SOURce:DATA:TELeCom:SDH:ERRor:RATE:USER:ACTion <boolean> 240
:SOURce:DATA:TELeCom:SDH:ERRor:RATE:USER? 239
:SOURce:DATA:TELeCom:SDH:ERRor:RATE:USER <numeric> 239
:SOURce:DATA:TELeCom:SDH:ERRor:RATE? 239
:SOURce:DATA:TELeCom:SDH:ERRor:RATE <discrete> 238
:SOURce:DATA:TELeCom:SDH:ERRor:SECTion? 237
:SOURce:DATA:TELeCom:SDH:ERRor:SECTion <discrete> 237
:SOURce:DATA:TELeCom:SDH:ERRor:TCM? 238
:SOURce:DATA:TELeCom:SDH:ERRor:TCM <discrete> 238
:SOURce:DATA:TELeCom:SDH:IDCC? 259
:SOURce:DATA:TELeCom:SDH:IDCC <discrete> 259
:SOURce:DATA:TELeCom:SDH:OVERhead:DATA? <numeric>, <numeric>, <discrete> 216
:SOURce:DATA:TELeCom:SDH:OVERhead:DATA <numeric>, <numeric>, <discrete>, <numeric> 215

:SOURCE:DATA:TELEcom:SDH:OVERhead:DEFault 215
 :SOURCE:DATA:TELEcom:SDH:OVERhead:JO:PATtern:ARRAy? 218
 :SOURCE:DATA:TELEcom:SDH:OVERhead:JO:PATtern:B16Crc? 217
 :SOURCE:DATA:TELEcom:SDH:OVERhead:JO:PATtern:B16Crc <string> 217
 :SOURCE:DATA:TELEcom:SDH:OVERhead:JO:PATtern:B64? 218
 :SOURCE:DATA:TELEcom:SDH:OVERhead:JO:PATtern:B64 <string> 217
 :SOURCE:DATA:TELEcom:SDH:OVERhead:JO:PATtern:FIXed? 217
 :SOURCE:DATA:TELEcom:SDH:OVERhead:JO:PATtern:FIXed <numeric> 216
 :SOURCE:DATA:TELEcom:SDH:OVERhead:JO:PATtern? 216
 :SOURCE:DATA:TELEcom:SDH:OVERhead:JO:PATtern <discrete> 216
 :SOURCE:DATA:TELEcom:SDH:OVERhead:SBYTe? 218
 :SOURCE:DATA:TELEcom:SDH:OVERhead:SBYTe <discrete> 218
 :SOURCE:DATA:TELEcom:SDH:PAYLoad:FOFFset? 212
 :SOURCE:DATA:TELEcom:SDH:PAYLoad:FOFFset <boolean> 212
 :SOURCE:DATA:TELEcom:SDH:PAYLoad:OFFSet? 212
 :SOURCE:DATA:TELEcom:SDH:PAYLoad:OFFSet <numeric> 212
 :SOURCE:DATA:TELEcom:SDH:PAYLoad? 211
 :SOURCE:DATA:TELEcom:SDH:PAYLoad <discrete> 211
 :SOURCE:DATA:TELEcom:SDH:POINter:BURSt:ACTion 246
 :SOURCE:DATA:TELEcom:SDH:POINter:BURSt:DIRection? 247
 :SOURCE:DATA:TELEcom:SDH:POINter:BURSt:DIRection <discrete> 247
 :SOURCE:DATA:TELEcom:SDH:POINter:BURSt:SIZE? 247
 :SOURCE:DATA:TELEcom:SDH:POINter:BURSt:SIZE <numeric> 247
 :SOURCE:DATA:TELEcom:SDH:POINter:NEW:ACTion 247
 :SOURCE:DATA:TELEcom:SDH:POINter:NEW:FLAG? 248
 :SOURCE:DATA:TELEcom:SDH:POINter:NEW:FLAG <discrete> 248
 :SOURCE:DATA:TELEcom:SDH:POINter:NEW:VALue? 248
 :SOURCE:DATA:TELEcom:SDH:POINter:NEW:VALue <numeric> 247
 :SOURCE:DATA:TELEcom:SDH:POINter:OFFSet:ACTion? 248
 :SOURCE:DATA:TELEcom:SDH:POINter:OFFSet:ACTion <boolean> 248
 :SOURCE:DATA:TELEcom:SDH:POINter:OFFSet:RATE? 249
 :SOURCE:DATA:TELEcom:SDH:POINter:OFFSet:RATE <numeric> 249
 :SOURCE:DATA:TELEcom:SDH:POINter:OFFSet? 249
 :SOURCE:DATA:TELEcom:SDH:POINter:OFFSet <discrete> 249
 :SOURCE:DATA:TELEcom:SDH:POINter:TRANsmitted? 246
 :SOURCE:DATA:TELEcom:SDH:POINter:TYPE? 246
 :SOURCE:DATA:TELEcom:SDH:POINter:TYPE <discrete> 246
 :SOURCE:DATA:TELEcom:SDH:POINter? 246
 :SOURCE:DATA:TELEcom:SDH:POINter <boolean> 246
 :SOURCE:DATA:TELEcom:SDH:POVerhead:DATA? <discrete> 219
 :SOURCE:DATA:TELEcom:SDH:POVerhead:DATA <discrete>, <numeric> 218
 :SOURCE:DATA:TELEcom:SDH:POVerhead:H4Sequence? 224
 :SOURCE:DATA:TELEcom:SDH:POVerhead:H4Sequence <discrete> 223

:SOURCE:DATA:TELECOM:SDH:POVERHEAD:J1:PATTERN:ARRAY? 220
 :SOURCE:DATA:TELECOM:SDH:POVERHEAD:J1:PATTERN:B16CRC? 220
 :SOURCE:DATA:TELECOM:SDH:POVERHEAD:J1:PATTERN:B16CRC <string> 219
 :SOURCE:DATA:TELECOM:SDH:POVERHEAD:J1:PATTERN:B64? 220
 :SOURCE:DATA:TELECOM:SDH:POVERHEAD:J1:PATTERN:B64 <string> 220
 :SOURCE:DATA:TELECOM:SDH:POVERHEAD:J1:PATTERN? 219
 :SOURCE:DATA:TELECOM:SDH:POVERHEAD:J1:PATTERN <discrete> 219
 :SOURCE:DATA:TELECOM:SDH:POVERHEAD:J1:VCAT:CSPecific:CHANnel? 221
 :SOURCE:DATA:TELECOM:SDH:POVERHEAD:J1:VCAT:CSPecific:CHANnel <numeric> 221
 :SOURCE:DATA:TELECOM:SDH:POVERHEAD:J1:VCAT:CSPecific? 221
 :SOURCE:DATA:TELECOM:SDH:POVERHEAD:J1:VCAT:CSPecific <boolean> 220
 :SOURCE:DATA:TELECOM:SDH:POVERHEAD:SLABEL? 222
 :SOURCE:DATA:TELECOM:SDH:POVERHEAD:SLABEL <discrete> 221
 :SOURCE:DATA:TELECOM:SDH:RATE? 203
 :SOURCE:DATA:TELECOM:SDH:RATE <discrete> 203
 :SOURCE:DATA:TELECOM:SDH:SEQUENCE:CHANnel:SElect? 232
 :SOURCE:DATA:TELECOM:SDH:SEQUENCE:CHANnel:SElect <numeric> 232
 :SOURCE:DATA:TELECOM:SDH:SEQUENCE:DATA? <numeric> 234
 :SOURCE:DATA:TELECOM:SDH:SEQUENCE:DATA <numeric>, <string> 233
 :SOURCE:DATA:TELECOM:SDH:SEQUENCE:DEFAULT 233
 :SOURCE:DATA:TELECOM:SDH:SEQUENCE:FCOUNT? <numeric> 233
 :SOURCE:DATA:TELECOM:SDH:SEQUENCE:FCOUNT <numeric>, <numeric> 233
 :SOURCE:DATA:TELECOM:SDH:SEQUENCE:INCRement 233
 :SOURCE:DATA:TELECOM:SDH:SEQUENCE:MODE? 234
 :SOURCE:DATA:TELECOM:SDH:SEQUENCE:MODE <discrete> 234
 :SOURCE:DATA:TELECOM:SDH:SEQUENCE:OHBYte? 233
 :SOURCE:DATA:TELECOM:SDH:SEQUENCE:OHBYte <discrete> 232
 :SOURCE:DATA:TELECOM:SDH:SEQUENCE? 234
 :SOURCE:DATA:TELECOM:SDH:SEQUENCE <discrete> 234
 :SOURCE:DATA:TELECOM:SDH:TCM:APID:PATTERN:ARRAY? 223
 :SOURCE:DATA:TELECOM:SDH:TCM:APID:PATTERN:B16CRC? 223
 :SOURCE:DATA:TELECOM:SDH:TCM:APID:PATTERN:B16CRC <string> 223
 :SOURCE:DATA:TELECOM:SDH:TCM:APID:PATTERN? 223
 :SOURCE:DATA:TELECOM:SDH:TCM:APID:PATTERN <discrete> 222
 :SOURCE:DATA:TELECOM:SDH:TCM:HPATH? 209
 :SOURCE:DATA:TELECOM:SDH:TCM:HPATH <boolean> 209
 :SOURCE:DATA:TELECOM:SDH:TCM:LPATH? 209
 :SOURCE:DATA:TELECOM:SDH:TCM:LPATH <boolean> 209
 :SOURCE:DATA:TELECOM:SDH:THRumode:COVerrwrite? 203
 :SOURCE:DATA:TELECOM:SDH:THRumode:COVerrwrite <boolean> 203
 :SOURCE:DATA:TELECOM:SDH:TU:BACKground:PAYLoad:PATTERN? 213
 :SOURCE:DATA:TELECOM:SDH:TU:BACKground:PAYLoad:PATTERN <discrete> 213
 :SOURCE:DATA:TELECOM:SDH:TU:POVERHEAD:C2:SLABEL? 227

```

:SOURce:DATA:TELeCom:SDH:TU:POVerhead:C2:SLABel <discrete> 226
:SOURce:DATA:TELeCom:SDH:TU:POVerhead:DATA? <discrete> 224
:SOURce:DATA:TELeCom:SDH:TU:POVerhead:DATA <discrete>, <numeric> 224
:SOURce:DATA:TELeCom:SDH:TU:POVerhead:J1:PATtern:ARRay? 226
:SOURce:DATA:TELeCom:SDH:TU:POVerhead:J1:PATtern:B16Crc? 225
:SOURce:DATA:TELeCom:SDH:TU:POVerhead:J1:PATtern:B16Crc <string> 225
:SOURce:DATA:TELeCom:SDH:TU:POVerhead:J1:PATtern:B64? 226
:SOURce:DATA:TELeCom:SDH:TU:POVerhead:J1:PATtern:B64 <string> 225
:SOURce:DATA:TELeCom:SDH:TU:POVerhead:J1:PATtern? 225
:SOURce:DATA:TELeCom:SDH:TU:POVerhead:J1:PATtern <discrete> 224
:SOURce:DATA:TELeCom:SDH:TU:POVerhead:J2:PATtern:ARRay? 229
:SOURce:DATA:TELeCom:SDH:TU:POVerhead:J2:PATtern:B16Crc? 229
:SOURce:DATA:TELeCom:SDH:TU:POVerhead:J2:PATtern:B16Crc <string> 229
:SOURce:DATA:TELeCom:SDH:TU:POVerhead:J2:PATtern:FIXed? 229
:SOURce:DATA:TELeCom:SDH:TU:POVerhead:J2:PATtern:FIXed <numeric> 229
:SOURce:DATA:TELeCom:SDH:TU:POVerhead:J2:PATtern? 228
:SOURce:DATA:TELeCom:SDH:TU:POVerhead:J2:PATtern <discrete> 228
:SOURce:DATA:TELeCom:SDH:TU:POVerhead:K4:SLABel:USER? 228
:SOURce:DATA:TELeCom:SDH:TU:POVerhead:K4:SLABel:USER <numeric> 228
:SOURce:DATA:TELeCom:SDH:TU:POVerhead:K4:SLABel? 228
:SOURce:DATA:TELeCom:SDH:TU:POVerhead:K4:SLABel <discrete> 227
:SOURce:DATA:TELeCom:SDH:TU:POVerhead:V5:SLABel? 227
:SOURce:DATA:TELeCom:SDH:TU:POVerhead:V5:SLABel <numeric> 227
:SOURce:DATA:TELeCom:SDH:TU:TCM:N1:APID:PATtern:ARRay? 231
:SOURce:DATA:TELeCom:SDH:TU:TCM:N1:APID:PATtern:B16Crc? 230
:SOURce:DATA:TELeCom:SDH:TU:TCM:N1:APID:PATtern:B16Crc <string> 230
:SOURce:DATA:TELeCom:SDH:TU:TCM:N1:APID:PATtern? 230
:SOURce:DATA:TELeCom:SDH:TU:TCM:N1:APID:PATtern <discrete> 230
:SOURce:DATA:TELeCom:SDH:TU:TCM:N2:APID:PATtern:ARRay? 232
:SOURce:DATA:TELeCom:SDH:TU:TCM:N2:APID:PATtern:B16Crc? 232
:SOURce:DATA:TELeCom:SDH:TU:TCM:N2:APID:PATtern:B16Crc <string> 231
:SOURce:DATA:TELeCom:SDH:TU:TCM:N2:APID:PATtern? 231
:SOURce:DATA:TELeCom:SDH:TU:TCM:N2:APID:PATtern <discrete> 231
:SOURce:DATA:TELeCom:SDH:TU:TYPE? 210
:SOURce:DATA:TELeCom:SDH:TU:TYPE <discrete> 210
:SOURce:DATA:TELeCom:SDH:TU? 212
:SOURce:DATA:TELeCom:SDH:TU <numeric> 212
:SOURce:DATA:TELeCom:SDH:TUG2? 212
:SOURce:DATA:TELeCom:SDH:TUG2 <numeric> 211
:SOURce:DATA:TELeCom:SDH:TUG3:BACKground:PAYLoad:PATtern:USER? <numeric> 214
:SOURce:DATA:TELeCom:SDH:TUG3:BACKground:PAYLoad:PATtern:USER <numeric>, <numeric> 214
:SOURce:DATA:TELeCom:SDH:TUG3:BACKground:PAYLoad:PATtern? <numeric> 214
:SOURce:DATA:TELeCom:SDH:TUG3:BACKground:PAYLoad:PATtern <numeric>, <discrete> 213

```

:SOURCE:DATA:TELECOM:SDH:TUG3? 211
 :SOURCE:DATA:TELECOM:SDH:TUG3 <numeric> 211
 :SOURCE:DATA:TELECOM:SDH:VCAT:ADD <numeric> 206
 :SOURCE:DATA:TELECOM:SDH:VCAT:CHGRoup? 206
 :SOURCE:DATA:TELECOM:SDH:VCAT:CHGRoup <discrete> 206
 :SOURCE:DATA:TELECOM:SDH:VCAT:CLEar 207
 :SOURCE:DATA:TELECOM:SDH:VCAT:DElay:ADJustment:ACTion 251
 :SOURCE:DATA:TELECOM:SDH:VCAT:DElay:ADJustment? 251
 :SOURCE:DATA:TELECOM:SDH:VCAT:DElay:ADJustment <discrete> 251
 :SOURCE:DATA:TELECOM:SDH:VCAT:DElay:CHANnel:ABSolute? <numeric> 250
 :SOURCE:DATA:TELECOM:SDH:VCAT:DElay:CHANnel:ABSolute <numeric>, <numeric> 250
 :SOURCE:DATA:TELECOM:SDH:VCAT:DElay:CHANnel:ADJustment? <numeric> 251
 :SOURCE:DATA:TELECOM:SDH:VCAT:DElay:CHANnel:ADJustment <numeric>, <boolean> 250
 :SOURCE:DATA:TELECOM:SDH:VCAT:DElay:CHANnel:DIFFerential? <numeric> 250
 :SOURCE:DATA:TELECOM:SDH:VCAT:DElay? 251
 :SOURCE:DATA:TELECOM:SDH:VCAT:DElay <boolean> 251
 :SOURCE:DATA:TELECOM:SDH:VCAT:MEMBer? <numeric> 206
 :SOURCE:DATA:TELECOM:SDH:VCAT:REMOve <numeric> 206
 :SOURCE:DATA:TELECOM:SDH:VCAT:SQI? <numeric> 207
 :SOURCE:DATA:TELECOM:SDH:VCAT:SQI <numeric>, <numeric> 207
 :SOURCE:DATA:TELECOM:SDH:VCAT? 206
 :SOURCE:DATA:TELECOM:SDH:VCAT <discrete> 205
 :SOURCE:DATA:TELECOM:SONet:ALARm:GFP:RATE? 423
 :SOURCE:DATA:TELECOM:SONet:ALARm:GFP:RATE <numeric> 423
 :SOURCE:DATA:TELECOM:SONet:ALARm:GFP? 423
 :SOURCE:DATA:TELECOM:SONet:ALARm:GFP <discrete> 423
 :SOURCE:DATA:TELECOM:SONet:ALARm:LAPS? 423
 :SOURCE:DATA:TELECOM:SONet:ALARm:LAPS <discrete> 423
 :SOURCE:DATA:TELECOM:SONet:ALARm:PATH? 336
 :SOURCE:DATA:TELECOM:SONet:ALARm:PATH <discrete> 335
 :SOURCE:DATA:TELECOM:SONet:ALARm:PHYSical? 335
 :SOURCE:DATA:TELECOM:SONet:ALARm:PHYSical <discrete> 335
 :SOURCE:DATA:TELECOM:SONet:ALARm:SEF 335
 :SOURCE:DATA:TELECOM:SONet:ALARm:TRANsport? 335
 :SOURCE:DATA:TELECOM:SONet:ALARm:TRANsport <discrete> 335
 :SOURCE:DATA:TELECOM:SONet:ALARm:VCAT:MODE? 337
 :SOURCE:DATA:TELECOM:SONet:ALARm:VCAT:MODE <discrete> 337
 :SOURCE:DATA:TELECOM:SONet:ALARm:VCAT? 337
 :SOURCE:DATA:TELECOM:SONet:ALARm:VCAT <discrete> 336
 :SOURCE:DATA:TELECOM:SONet:APSMessages:ARCHitecture? 347
 :SOURCE:DATA:TELECOM:SONet:APSMessages:ARCHitecture <discrete> 347
 :SOURCE:DATA:TELECOM:SONet:APSMessages:BRIDge? 347
 :SOURCE:DATA:TELECOM:SONet:APSMessages:BRIDge <numeric> 346

:SOURCE:DATA:TELEcom:SONet:APSMessages:CHANnel? 346
 :SOURCE:DATA:TELEcom:SONet:APSMessages:CHANnel <numeric> 345
 :SOURCE:DATA:TELEcom:SONet:APSMessages:DNODE? 349
 :SOURCE:DATA:TELEcom:SONet:APSMessages:DNODE <numeric> 349
 :SOURCE:DATA:TELEcom:SONet:APSMessages:DOWNload 350
 :SOURCE:DATA:TELEcom:SONet:APSMessages:PCODE? 350
 :SOURCE:DATA:TELEcom:SONet:APSMessages:PCODE <discrete> 349
 :SOURCE:DATA:TELEcom:SONet:APSMessages:RCODE? 349
 :SOURCE:DATA:TELEcom:SONet:APSMessages:RCODE <discrete> 348
 :SOURCE:DATA:TELEcom:SONet:APSMessages:REQuest? 345
 :SOURCE:DATA:TELEcom:SONet:APSMessages:REQuest <discrete> 344
 :SOURCE:DATA:TELEcom:SONet:APSMessages:REServed? 347
 :SOURCE:DATA:TELEcom:SONet:APSMessages:REServed <numeric> 347
 :SOURCE:DATA:TELEcom:SONet:APSMessages:SCODE? 350
 :SOURCE:DATA:TELEcom:SONet:APSMessages:SCODE <numeric> 350
 :SOURCE:DATA:TELEcom:SONet:APSMessages:SNODE? 349
 :SOURCE:DATA:TELEcom:SONet:APSMessages:SNODE <numeric> 349
 :SOURCE:DATA:TELEcom:SONet:APSMessages:TOPology:TYPE? 344
 :SOURCE:DATA:TELEcom:SONet:APSMessages:TOPology:TYPE <discrete> 344
 :SOURCE:DATA:TELEcom:SONet:APSMessages:TOPology? 344
 :SOURCE:DATA:TELEcom:SONet:APSMessages:TOPology <discrete> 344
 :SOURCE:DATA:TELEcom:SONet:ERROR:APSThreshold:EINterval? 334
 :SOURCE:DATA:TELEcom:SONet:ERROR:APSThreshold:EINterval <discrete> 334
 :SOURCE:DATA:TELEcom:SONet:ERROR:APSThreshold:NERrors? 334
 :SOURCE:DATA:TELEcom:SONet:ERROR:APSThreshold:NERrors <numeric> 333
 :SOURCE:DATA:TELEcom:SONet:ERROR:EOS? 422
 :SOURCE:DATA:TELEcom:SONet:ERROR:EOS <discrete> 422
 :SOURCE:DATA:TELEcom:SONet:ERROR:GFP? 421
 :SOURCE:DATA:TELEcom:SONet:ERROR:GFP <discrete> 420
 :SOURCE:DATA:TELEcom:SONet:ERROR:LAPS? 422
 :SOURCE:DATA:TELEcom:SONet:ERROR:LAPS <discrete> 421
 :SOURCE:DATA:TELEcom:SONet:ERROR:PATH? 332
 :SOURCE:DATA:TELEcom:SONet:ERROR:PATH <discrete> 331
 :SOURCE:DATA:TELEcom:SONet:ERROR:PHYSical? 331
 :SOURCE:DATA:TELEcom:SONet:ERROR:PHYSical <discrete> 331
 :SOURCE:DATA:TELEcom:SONet:ERROR:RATE:EOS? 422
 :SOURCE:DATA:TELEcom:SONet:ERROR:RATE:EOS <discrete> 422
 :SOURCE:DATA:TELEcom:SONet:ERROR:RATE:USER:ACTion? 333
 :SOURCE:DATA:TELEcom:SONet:ERROR:RATE:USER:ACTion <boolean> 333
 :SOURCE:DATA:TELEcom:SONet:ERROR:RATE:USER? 333
 :SOURCE:DATA:TELEcom:SONet:ERROR:RATE:USER <numeric> 333
 :SOURCE:DATA:TELEcom:SONet:ERROR:RATE? 332
 :SOURCE:DATA:TELEcom:SONet:ERROR:RATE <discrete> 332

14 Command Index

:SOURCE:DATA:TELECOM:SONET:ERROR:TRANSPORT? 331
:SOURCE:DATA:TELECOM:SONET:ERROR:TRANSPORT <discrete> 331
:SOURCE:DATA:TELECOM:SONET:IDCC? 351
:SOURCE:DATA:TELECOM:SONET:IDCC <discrete> 351
:SOURCE:DATA:TELECOM:SONET:OVERHEAD:DATA? <numeric>, <numeric>, <discrete> 316
:SOURCE:DATA:TELECOM:SONET:OVERHEAD:DATA <numeric>, <numeric>, <discrete>, <numeric> 315
:SOURCE:DATA:TELECOM:SONET:OVERHEAD:DEFAULT 315
:SOURCE:DATA:TELECOM:SONET:OVERHEAD:J0:PATTERN:ARRAY? 318
:SOURCE:DATA:TELECOM:SONET:OVERHEAD:J0:PATTERN:B16CRC? 317
:SOURCE:DATA:TELECOM:SONET:OVERHEAD:J0:PATTERN:B16CRC <string> 317
:SOURCE:DATA:TELECOM:SONET:OVERHEAD:J0:PATTERN:B64? 318
:SOURCE:DATA:TELECOM:SONET:OVERHEAD:J0:PATTERN:B64 <string> 317
:SOURCE:DATA:TELECOM:SONET:OVERHEAD:J0:PATTERN:FIXED? 317
:SOURCE:DATA:TELECOM:SONET:OVERHEAD:J0:PATTERN:FIXED <numeric> 316
:SOURCE:DATA:TELECOM:SONET:OVERHEAD:J0:PATTERN? 316
:SOURCE:DATA:TELECOM:SONET:OVERHEAD:J0:PATTERN <discrete> 316
:SOURCE:DATA:TELECOM:SONET:OVERHEAD:SBYTE? 318
:SOURCE:DATA:TELECOM:SONET:OVERHEAD:SBYTE <discrete> 318
:SOURCE:DATA:TELECOM:SONET:PAYLOAD:FOFFSET? 313
:SOURCE:DATA:TELECOM:SONET:PAYLOAD:FOFFSET <boolean> 313
:SOURCE:DATA:TELECOM:SONET:PAYLOAD:OFFSET? 313
:SOURCE:DATA:TELECOM:SONET:PAYLOAD:OFFSET <numeric> 313
:SOURCE:DATA:TELECOM:SONET:PAYLOAD? 312
:SOURCE:DATA:TELECOM:SONET:PAYLOAD <discrete> 312
:SOURCE:DATA:TELECOM:SONET:POINTER:BURST:ACTION 338
:SOURCE:DATA:TELECOM:SONET:POINTER:BURST:DIRECTION? 339
:SOURCE:DATA:TELECOM:SONET:POINTER:BURST:DIRECTION <discrete> 339
:SOURCE:DATA:TELECOM:SONET:POINTER:BURST:SIZE? 339
:SOURCE:DATA:TELECOM:SONET:POINTER:BURST:SIZE <numeric> 339
:SOURCE:DATA:TELECOM:SONET:POINTER:NEW:ACTION 339
:SOURCE:DATA:TELECOM:SONET:POINTER:NEW:FLAG? 340
:SOURCE:DATA:TELECOM:SONET:POINTER:NEW:FLAG <discrete> 340
:SOURCE:DATA:TELECOM:SONET:POINTER:NEW:VALUE? 340
:SOURCE:DATA:TELECOM:SONET:POINTER:NEW:VALUE <numeric> 340
:SOURCE:DATA:TELECOM:SONET:POINTER:OFFSET:ACTION? 340
:SOURCE:DATA:TELECOM:SONET:POINTER:OFFSET:ACTION <boolean> 340
:SOURCE:DATA:TELECOM:SONET:POINTER:OFFSET:RATE? 341
:SOURCE:DATA:TELECOM:SONET:POINTER:OFFSET:RATE <numeric> 341
:SOURCE:DATA:TELECOM:SONET:POINTER:OFFSET? 341
:SOURCE:DATA:TELECOM:SONET:POINTER:OFFSET <discrete> 341
:SOURCE:DATA:TELECOM:SONET:POINTER:TRANSMITTED? 338
:SOURCE:DATA:TELECOM:SONET:POINTER:TYPE? 338
:SOURCE:DATA:TELECOM:SONET:POINTER:TYPE <discrete> 338

:SOURce:DATA:TELEcom:SONet:POINter? 338
 :SOURce:DATA:TELEcom:SONet:POINter <discrete> 338
 :SOURce:DATA:TELEcom:SONet:POVerhead:DATA? <discrete> 319
 :SOURce:DATA:TELEcom:SONet:POVerhead:DATA <discrete>, <numeric> 319
 :SOURce:DATA:TELEcom:SONet:POVerhead:H4Sequence? 324
 :SOURce:DATA:TELEcom:SONet:POVerhead:H4Sequence <discrete> 324
 :SOURce:DATA:TELEcom:SONet:POVerhead:J1:PATtern:ARRay? 320
 :SOURce:DATA:TELEcom:SONet:POVerhead:J1:PATtern:B16Crc? 320
 :SOURce:DATA:TELEcom:SONet:POVerhead:J1:PATtern:B16Crc <string> 319
 :SOURce:DATA:TELEcom:SONet:POVerhead:J1:PATtern:B64? 320
 :SOURce:DATA:TELEcom:SONet:POVerhead:J1:PATtern:B64 <string> 320
 :SOURce:DATA:TELEcom:SONet:POVerhead:J1:PATtern? 319
 :SOURce:DATA:TELEcom:SONet:POVerhead:J1:PATtern <discrete> 319
 :SOURce:DATA:TELEcom:SONet:POVerhead:J1:VCAT:CSPECific:CHANnel? 321
 :SOURce:DATA:TELEcom:SONet:POVerhead:J1:VCAT:CSPECific:CHANnel <numeric> 321
 :SOURce:DATA:TELEcom:SONet:POVerhead:J1:VCAT:CSPECific? 321
 :SOURce:DATA:TELEcom:SONet:POVerhead:J1:VCAT:CSPECific <boolean> 321
 :SOURce:DATA:TELEcom:SONet:POVerhead:SLABel? 322
 :SOURce:DATA:TELEcom:SONet:POVerhead:SLABel <discrete> 321
 :SOURce:DATA:TELEcom:SONet:RATE? 306
 :SOURce:DATA:TELEcom:SONet:RATE <discrete> 306
 :SOURce:DATA:TELEcom:SONet:SEquence:DATA? <numeric> 328
 :SOURce:DATA:TELEcom:SONet:SEquence:DATA <numeric>, <string> 327
 :SOURce:DATA:TELEcom:SONet:SEquence:DEFault 327
 :SOURce:DATA:TELEcom:SONet:SEquence:FCOunt? <numeric> 327
 :SOURce:DATA:TELEcom:SONet:SEquence:FCOunt <numeric>, <numeric> 327
 :SOURce:DATA:TELEcom:SONet:SEquence:INCRement 327
 :SOURce:DATA:TELEcom:SONet:SEquence:MODE? 328
 :SOURce:DATA:TELEcom:SONet:SEquence:MODE <discrete> 328
 :SOURce:DATA:TELEcom:SONet:SEquence:OHBYte? 327
 :SOURce:DATA:TELEcom:SONet:SEquence:OHBYte <discrete> 326
 :SOURce:DATA:TELEcom:SONet:SEquence:STS1? 326
 :SOURce:DATA:TELEcom:SONet:SEquence:STS1 <numeric> 326
 :SOURce:DATA:TELEcom:SONet:SEquence:STS3:SElect? 326
 :SOURce:DATA:TELEcom:SONet:SEquence:STS3:SElect <numeric> 326
 :SOURce:DATA:TELEcom:SONet:SEquence? 328
 :SOURce:DATA:TELEcom:SONet:SEquence <discrete> 328
 :SOURce:DATA:TELEcom:SONet:SPE:MIxed:FOReground? 308
 :SOURce:DATA:TELEcom:SONet:SPE:MIxed:FOReground <numeric> 307
 :SOURce:DATA:TELEcom:SONet:SPE:MIxed:RESet <discrete> 307
 :SOURce:DATA:TELEcom:SONet:SPE:MIxed:TYPE? <numeric> 308
 :SOURce:DATA:TELEcom:SONet:SPE:MIxed:TYPE <numeric>, <discrete> 308
 :SOURce:DATA:TELEcom:SONet:SPE:STRucture? 307

:SOURce:DATA:TELEcom:SONet:SPE:STRucture <discrete> 307
 :SOURce:DATA:TELEcom:SONet:SPE:TYPE? 311
 :SOURce:DATA:TELEcom:SONet:SPE:TYPE <discrete> 310
 :SOURce:DATA:TELEcom:SONet:STS1:BACKground:PAYLoad:PATtern? 314
 :SOURce:DATA:TELEcom:SONet:STS1:BACKground:PAYLoad:PATtern <discrete> 314
 :SOURce:DATA:TELEcom:SONet:STS1:BACKground? 314
 :SOURce:DATA:TELEcom:SONet:STS1:BACKground <discrete> 313
 :SOURce:DATA:TELEcom:SONet:STS1? 311
 :SOURce:DATA:TELEcom:SONet:STS1 <numeric> 311
 :SOURce:DATA:TELEcom:SONet:STS3? 311
 :SOURce:DATA:TELEcom:SONet:STS3 <numeric> 311
 :SOURce:DATA:TELEcom:SONet:THRumode:COVerwrite? 306
 :SOURce:DATA:TELEcom:SONet:THRumode:COVerwrite <boolean> 306
 :SOURce:DATA:TELEcom:SONet:VCAT:ADD <numeric> 309
 :SOURce:DATA:TELEcom:SONet:VCAT:CHGRoup? 309
 :SOURce:DATA:TELEcom:SONet:VCAT:CHGRoup <discrete> 309
 :SOURce:DATA:TELEcom:SONet:VCAT:CLEar 310
 :SOURce:DATA:TELEcom:SONet:VCAT:DElay:ADJustment:ACTion 343
 :SOURce:DATA:TELEcom:SONet:VCAT:DElay:ADJustment? 343
 :SOURce:DATA:TELEcom:SONet:VCAT:DElay:ADJustment <discrete> 343
 :SOURce:DATA:TELEcom:SONet:VCAT:DElay:CHANnel:ABSolute? <numeric> 342
 :SOURce:DATA:TELEcom:SONet:VCAT:DElay:CHANnel:ABSolute <numeric>, <numeric> 342
 :SOURce:DATA:TELEcom:SONet:VCAT:DElay:CHANnel:ADJustment? <numeric> 343
 :SOURce:DATA:TELEcom:SONet:VCAT:DElay:CHANnel:ADJustment <numeric>, <boolean> 342
 :SOURce:DATA:TELEcom:SONet:VCAT:DElay:CHANnel:DIFFerential? <numeric> 342
 :SOURce:DATA:TELEcom:SONet:VCAT:DElay? 343
 :SOURce:DATA:TELEcom:SONet:VCAT:DElay <boolean> 343
 :SOURce:DATA:TELEcom:SONet:VCAT:MEMBer? <numeric> 309
 :SOURce:DATA:TELEcom:SONet:VCAT:REMOve <numeric> 309
 :SOURce:DATA:TELEcom:SONet:VCAT:SQI? <numeric> 310
 :SOURce:DATA:TELEcom:SONet:VCAT:SQI <numeric>, <numeric> 310
 :SOURce:DATA:TELEcom:SONet:VCAT? 309
 :SOURce:DATA:TELEcom:SONet:VCAT <discrete> 308
 :SOURce:DATA:TELEcom:SONet:VT:POVerhead:DATA? <discrete> 323
 :SOURce:DATA:TELEcom:SONet:VT:POVerhead:DATA? <discrete> 324
 :SOURce:DATA:TELEcom:SONet:VT:POVerhead:DATA <discrete>, <numeric> 322
 :SOURce:DATA:TELEcom:SONet:VT:POVerhead:DATA <discrete>, <numeric> 324
 :SOURce:DATA:TELEcom:SONet:VT:POVerhead:J2:PATtern:ARRay? 324
 :SOURce:DATA:TELEcom:SONet:VT:POVerhead:J2:PATtern:B16Crc? 324
 :SOURce:DATA:TELEcom:SONet:VT:POVerhead:J2:PATtern:B16Crc <string> 323
 :SOURce:DATA:TELEcom:SONet:VT:POVerhead:J2:PATtern? 323
 :SOURce:DATA:TELEcom:SONet:VT:POVerhead:J2:PATtern <discrete> 323
 :SOURce:DATA:TELEcom:SONet:VT:POVerhead:V5:SLABel? 325

:SOURce:DATA:TELeCom:SONet:VT:POVerhead:V5:SLABel <numeric> 325
 :SOURce:DATA:TELeCom:SONet:VT:POVerhead:Z7:SLABel:USER? 326
 :SOURce:DATA:TELeCom:SONet:VT:POVerhead:Z7:SLABel:USER <numeric> 325
 :SOURce:DATA:TELeCom:SONet:VT:POVerhead:Z7:SLABel? 325
 :SOURce:DATA:TELeCom:SONet:VT:POVerhead:Z7:SLABel <discrete> 325
 :SOURce:DATA:TELeCom:SONet:VT:TYPE? 312
 :SOURce:DATA:TELeCom:SONet:VT:TYPE <discrete> 311
 :SOURce:DATA:TELeCom:SONet:VT? 313
 :SOURce:DATA:TELeCom:SONet:VT <numeric> 313
 :SOURce:DATA:TELeCom:SONet:VTGRoup? 312
 :SOURce:DATA:TELeCom:SONet:VTGRoup <numeric> 312
 :SOURce:DATA:TELeCom:SOURce? 49
 :SOURce:DATA:TELeCom:SPDH:ALARm:PHYSical? 183
 :SOURce:DATA:TELeCom:SPDH:ALARm:PHYSical <discrete> 183
 :SOURce:DATA:TELeCom:SPDH:DS1:ALARm? 185
 :SOURce:DATA:TELeCom:SPDH:DS1:ALARm <discrete> 185
 :SOURce:DATA:TELeCom:SPDH:DS1:ERRor? 180
 :SOURce:DATA:TELeCom:SPDH:DS1:ERRor <discrete> 180
 :SOURce:DATA:TELeCom:SPDH:DS3:ALARm? 185
 :SOURce:DATA:TELeCom:SPDH:DS3:ALARm <discrete> 184
 :SOURce:DATA:TELeCom:SPDH:DS3:ERRor? 180
 :SOURce:DATA:TELeCom:SPDH:DS3:ERRor <discrete> 180
 :SOURce:DATA:TELeCom:SPDH:ERRor:EXZeros:NUMBer? 178
 :SOURce:DATA:TELeCom:SPDH:ERRor:EXZeros:NUMBer <numeric> 178
 :SOURce:DATA:TELeCom:SPDH:ERRor:FRAMe:NERRored? 182
 :SOURce:DATA:TELeCom:SPDH:ERRor:FRAMe:NERRored <numeric> 182
 :SOURce:DATA:TELeCom:SPDH:ERRor:MFRame:NERRored? 182
 :SOURce:DATA:TELeCom:SPDH:ERRor:MFRame:NERRored <numeric> 182
 :SOURce:DATA:TELeCom:SPDH:ERRor:PAYLoad? 178
 :SOURce:DATA:TELeCom:SPDH:ERRor:PAYLoad <discrete> 178
 :SOURce:DATA:TELeCom:SPDH:ERRor:PHYSical? 178
 :SOURce:DATA:TELeCom:SPDH:ERRor:PHYSical <discrete> 178
 :SOURce:DATA:TELeCom:SPDH:ERRor:RATE:USER:ACTion? 182
 :SOURce:DATA:TELeCom:SPDH:ERRor:RATE:USER:ACTion <boolean> 182
 :SOURce:DATA:TELeCom:SPDH:ERRor:RATE:USER? 181
 :SOURce:DATA:TELeCom:SPDH:ERRor:RATE:USER <numeric> 181
 :SOURce:DATA:TELeCom:SPDH:ERRor:RATE? 181
 :SOURce:DATA:TELeCom:SPDH:ERRor:RATE <discrete> 180
 :SOURce:DATA:TELeCom:SPDH:FEAC:BURSt? 173
 :SOURce:DATA:TELeCom:SPDH:FEAC:BURSt <numeric> 173
 :SOURce:DATA:TELeCom:SPDH:FEAC:CODE:TYPE? 172
 :SOURce:DATA:TELeCom:SPDH:FEAC:CODE:TYPE <discrete> 172
 :SOURce:DATA:TELeCom:SPDH:FEAC:CODE? 174

14 Command Index

:SOURce:DATA:TELecom:SPDH:FEAC:CODE <numeric> 174
:SOURce:DATA:TELecom:SPDH:FEAC:LOOPback:ACTion? 175
:SOURce:DATA:TELecom:SPDH:FEAC:LOOPback:ACTion <discrete> 174
:SOURce:DATA:TELecom:SPDH:FEAC:LOOPback:BURSt? <numeric> 175
:SOURce:DATA:TELecom:SPDH:FEAC:LOOPback:BURSt <numeric>, <numeric> 175
:SOURce:DATA:TELecom:SPDH:FEAC:LOOPback:MESSage? 175
:SOURce:DATA:TELecom:SPDH:FEAC:LOOPback:MESSage <numeric> 175
:SOURce:DATA:TELecom:SPDH:FEAC:LOOPback:TRANsmit? 176
:SOURce:DATA:TELecom:SPDH:FEAC:LOOPback:TRANsmit <boolean> 176
:SOURce:DATA:TELecom:SPDH:FEAC:MESSage? 174
:SOURce:DATA:TELecom:SPDH:FEAC:MESSage <discrete> 173
:SOURce:DATA:TELecom:SPDH:FEAC? 173
:SOURce:DATA:TELecom:SPDH:FEAC <discrete> 172
:SOURce:DATA:TELecom:SPDH:INBand:CODE? 170
:SOURce:DATA:TELecom:SPDH:INBand:CODE <discrete> 169
:SOURce:DATA:TELecom:SPDH:INBand:FBIT? 170
:SOURce:DATA:TELecom:SPDH:INBand:FBIT <boolean> 170
:SOURce:DATA:TELecom:SPDH:INBand:USER? <numeric> 170
:SOURce:DATA:TELecom:SPDH:INBand:USER <numeric>, <numeric> 170
:SOURce:DATA:TELecom:SPDH:INBand? 169
:SOURce:DATA:TELecom:SPDH:INBand <discrete> 169
:SOURce:DATA:TELecom:SPDH:M140:ALARm? 183
:SOURce:DATA:TELecom:SPDH:M140:ALARm <discrete> 183
:SOURce:DATA:TELecom:SPDH:M140:ERRor? 179
:SOURce:DATA:TELecom:SPDH:M140:ERRor <discrete> 178
:SOURce:DATA:TELecom:SPDH:M140:SPARe? 166
:SOURce:DATA:TELecom:SPDH:M140:SPARe <numeric> 166
:SOURce:DATA:TELecom:SPDH:M2:ALARm? 184
:SOURce:DATA:TELecom:SPDH:M2:ALARm <discrete> 184
:SOURce:DATA:TELecom:SPDH:M2:CASMfm? 169
:SOURce:DATA:TELecom:SPDH:M2:CASMfm <numeric> 169
:SOURce:DATA:TELecom:SPDH:M2:ERRor? 179
:SOURce:DATA:TELecom:SPDH:M2:ERRor <discrete> 179
:SOURce:DATA:TELecom:SPDH:M2:NFASt? 168
:SOURce:DATA:TELecom:SPDH:M2:NFASt <numeric> 167
:SOURce:DATA:TELecom:SPDH:M2:SASequence:BIT? 168
:SOURce:DATA:TELecom:SPDH:M2:SASequence:BIT <numeric> 168
:SOURce:DATA:TELecom:SPDH:M2:SASequence:PATtern? 168
:SOURce:DATA:TELecom:SPDH:M2:SASequence:PATtern <numeric> 168
:SOURce:DATA:TELecom:SPDH:M2:SASequence? 168
:SOURce:DATA:TELecom:SPDH:M2:SASequence <boolean> 168
:SOURce:DATA:TELecom:SPDH:M2:SI? 167
:SOURce:DATA:TELecom:SPDH:M2:SI <numeric> 167

:SOURce:DATA:TELeCom:SPDH:M2:SIE? 167
 :SOURce:DATA:TELeCom:SPDH:M2:SIE <numeric> 167
 :SOURce:DATA:TELeCom:SPDH:M34:ALARm? 183
 :SOURce:DATA:TELeCom:SPDH:M34:ALARm <discrete> 183
 :SOURce:DATA:TELeCom:SPDH:M34:ERRor? 179
 :SOURce:DATA:TELeCom:SPDH:M34:ERRor <discrete> 179
 :SOURce:DATA:TELeCom:SPDH:M34:SPARe? 167
 :SOURce:DATA:TELeCom:SPDH:M34:SPARe <numeric> 166
 :SOURce:DATA:TELeCom:SPDH:M8:ALARm? 184
 :SOURce:DATA:TELeCom:SPDH:M8:ALARm <discrete> 184
 :SOURce:DATA:TELeCom:SPDH:M8:ERRor? 179
 :SOURce:DATA:TELeCom:SPDH:M8:ERRor <discrete> 179
 :SOURce:DATA:TELeCom:SPDH:M8:SPARe? 167
 :SOURce:DATA:TELeCom:SPDH:M8:SPARe <numeric> 167
 :SOURce:DATA:TELeCom:SPDH:OUTBand:BURSt? 172
 :SOURce:DATA:TELeCom:SPDH:OUTBand:BURSt <numeric> 172
 :SOURce:DATA:TELeCom:SPDH:OUTBand:CODE? 171
 :SOURce:DATA:TELeCom:SPDH:OUTBand:CODE <discrete> 171
 :SOURce:DATA:TELeCom:SPDH:OUTBand:USER? 172
 :SOURce:DATA:TELeCom:SPDH:OUTBand:USER <numeric> 171
 :SOURce:DATA:TELeCom:SPDH:OUTBand? 171
 :SOURce:DATA:TELeCom:SPDH:OUTBand <discrete> 170
 :SOURce:DATA:TELeCom:SPDH:PAYLoad:FRAMing? 159
 :SOURce:DATA:TELeCom:SPDH:PAYLoad:FRAMing <discrete> 158
 :SOURce:DATA:TELeCom:SPDH:PAYLoad:STRUcture? 159
 :SOURce:DATA:TELeCom:SPDH:PAYLoad:STRUcture <discrete> 159
 :SOURce:DATA:TELeCom:SPDH:RATE? 158
 :SOURce:DATA:TELeCom:SPDH:RATE <discrete> 158
 :SOURce:DATA:TELeCom:SPDH:TSIGnal:BACKground? 164
 :SOURce:DATA:TELeCom:SPDH:TSIGnal:BACKground <discrete> 164
 :SOURce:DATA:TELeCom:SPDH:TSIGnal:FRAMing? 161
 :SOURce:DATA:TELeCom:SPDH:TSIGnal:FRAMing <discrete> 160
 :SOURce:DATA:TELeCom:SPDH:TSIGnal:RATE? 160
 :SOURce:DATA:TELeCom:SPDH:TSIGnal:RATE <discrete> 160
 :SOURce:DATA:TELeCom:SPDH:TSIGnal:TIMing? 160
 :SOURce:DATA:TELeCom:SPDH:TSIGnal:TIMing <discrete> 160
 :SOURce:DATA:TELeCom:SPDH:TSIGnal:TRIButary:DS1? 162
 :SOURce:DATA:TELeCom:SPDH:TSIGnal:TRIButary:DS1 <numeric> 162
 :SOURce:DATA:TELeCom:SPDH:TSIGnal:TRIButary:DS2? 162
 :SOURce:DATA:TELeCom:SPDH:TSIGnal:TRIButary:DS2 <numeric> 162
 :SOURce:DATA:TELeCom:SPDH:TSIGnal:TRIButary:M2? 162
 :SOURce:DATA:TELeCom:SPDH:TSIGnal:TRIButary:M2 <numeric> 161
 :SOURce:DATA:TELeCom:SPDH:TSIGnal:TRIButary:M34? 161

:SOURce:DATA:TELeCom:SPDH:TSlGnal:TRIButary:M34 <numeric> 161
 :SOURce:DATA:TELeCom:SPDH:TSlGnal:TRIButary:M8? 161
 :SOURce:DATA:TELeCom:SPDH:TSlGnal:TRIButary:M8 <numeric> 161
 :SOURce:DATA:TELeCom:SPDH:TSlGnal:TSLot:DS1:K56? 162
 :SOURce:DATA:TELeCom:SPDH:TSlGnal:TSLot:DS1:K56 <numeric> 162
 :SOURce:DATA:TELeCom:SPDH:TSlGnal:TSLot:DS1:K56Xn? 164
 :SOURce:DATA:TELeCom:SPDH:TSlGnal:TSLot:DS1:K56Xn <numeric> 164
 :SOURce:DATA:TELeCom:SPDH:TSlGnal:TSLot:DS1:K64? 163
 :SOURce:DATA:TELeCom:SPDH:TSlGnal:TSLot:DS1:K64 <numeric> 163
 :SOURce:DATA:TELeCom:SPDH:TSlGnal:TSLot:DS1:K64Xn? 164
 :SOURce:DATA:TELeCom:SPDH:TSlGnal:TSLot:DS1:K64Xn <numeric> 163
 :SOURce:DATA:TELeCom:SPDH:TSlGnal:TSLot:M2:K64? 163
 :SOURce:DATA:TELeCom:SPDH:TSlGnal:TSLot:M2:K64 <numeric> 163
 :SOURce:DATA:TELeCom:SPDH:TSlGnal:TSLot:M2:K64Xn? 163
 :SOURce:DATA:TELeCom:SPDH:TSlGnal:TSLot:M2:K64Xn <numeric> 163
 :SOURce:DATA:TELeCom:SPDH:TSLot:SlGNaling:DATA:DS1:D4? 165
 :SOURce:DATA:TELeCom:SPDH:TSLot:SlGNaling:DATA:DS1:D4 <numeric> 165
 :SOURce:DATA:TELeCom:SPDH:TSLot:SlGNaling:DATA:DS1:ESF? 165
 :SOURce:DATA:TELeCom:SPDH:TSLot:SlGNaling:DATA:DS1:ESF <numeric> 165
 :SOURce:DATA:TELeCom:SPDH:TSLot:SlGNaling:DATA:DS1:NOFBIt? 166
 :SOURce:DATA:TELeCom:SPDH:TSLot:SlGNaling:DATA:DS1:NOFBIt <numeric> 165
 :SOURce:DATA:TELeCom:SPDH:TSLot:SlGNaling:DATA:DS1:SLC96? 166
 :SOURce:DATA:TELeCom:SPDH:TSLot:SlGNaling:DATA:DS1:SLC96 <string> 166
 :SOURce:DATA:TELeCom:SPDH:TSLot:SlGNaling:DATA:M2? 165
 :SOURce:DATA:TELeCom:SPDH:TSLot:SlGNaling:DATA:M2 <numeric> 165
 :SOURce:DATA:TELeCom:TFUNction:DISable 55
 :SOURce:DATA:TELeCom:THRU? 49
 :SOURce:DATA:TELeCom:THRU <boolean> 49
 :SOURce:DATA:TELeCom:UNFRamed:ERRor:GRouP? 433
 :SOURce:DATA:TELeCom:UNFRamed:ERRor:GRouP <discrete> 433
 :SOURce:DATA:TELeCom:UNFRamed:ERRor:PATtern? 433
 :SOURce:DATA:TELeCom:UNFRamed:ERRor:PATtern <discrete> 433
 :SOURce:DATA:TELeCom:UNFRamed:ERRor:RATE:USER:ACTIon? 435
 :SOURce:DATA:TELeCom:UNFRamed:ERRor:RATE:USER:ACTIon <boolean> 434
 :SOURce:DATA:TELeCom:UNFRamed:ERRor:RATE:USER? 434
 :SOURce:DATA:TELeCom:UNFRamed:ERRor:RATE:USER <numeric> 434
 :SOURce:DATA:TELeCom:UNFRamed:ERRor:RATE? 434
 :SOURce:DATA:TELeCom:UNFRamed:ERRor:RATE <discrete> 433
 :SOURce:DATA:TELeCom:UNFRamed:RATE? 432
 :SOURce:DATA:TELeCom:UNFRamed:RATE <discrete> 432
 :STATus:[Status Register]:CONDition? 89
 :STATus:[Status Register]:ENABle? 88
 :STATus:[Status Register]:ENABle <numeric> 88

:STATUS:[Status Register]:EVENT? 89
 :STATUS:[Status Register]:NTRansition 88
 :STATUS:[Status Register]:NTRansition? 89
 :STATUS:[Status Register]:PTRansition? 88
 :STATUS:[Status Register]:PTRansition <numeric> 88
 :SYSTem:CONF? 91
 :SYSTem:CONF <block> 91
 :SYSTem:DATE? <numeric>, <numeric> 90
 :SYSTem:DATE <numeric>, <numeric>, <numeric> 90
 :SYSTem:ERRor? 92
 :SYSTem:GPIB:ADDResS? 93
 :SYSTem:GPIB:ADDResS <numeric> 92
 :SYSTem:LOCal 90
 :SYSTem:LOGGing:AUTO? 95
 :SYSTem:LOGGing:AUTO <boolean> 95
 :SYSTem:NETWork:GATeway? 95
 :SYSTem:NETWork:GATeway <string> 95
 :SYSTem:NETWork:IP? 95
 :SYSTem:NETWork:IP <string> 94
 :SYSTem:NETWork:MASK? 95
 :SYSTem:NETWork:MASK <string> 95
 :SYSTem:PRESet 91
 :SYSTem:REMCtrl:CONNector? 92
 :SYSTem:REMCtrl:CONNector <discrete> 92
 :SYSTem:REMCtrl:MODE? 92
 :SYSTem:REMCtrl:MODE <discrete> 92
 :SYSTem:REMote 91
 :SYSTem:RS232:BAUDrate? 93
 :SYSTem:RS232:BAUDrate <numeric> 93
 :SYSTem:RS232:DATABits? 93
 :SYSTem:RS232:DATABits <numeric> 93
 :SYSTem:RS232:HANDshaking? 94
 :SYSTem:RS232:HANDshaking <discrete> 94
 :SYSTem:RS232:PARity? 94
 :SYSTem:RS232:PARity <discrete> 94
 :SYSTem:RS232:STOPbits? 94
 :SYSTem:RS232:STOPbits <numeric> 93
 :SYSTem:SERial? 91
 :SYSTem:TIME? <numeric>, <numeric> 90
 :SYSTem:TIME <numeric>, <numeric>, <numeric> 90
 :SYSTem:TRIGger:RECeive:ALARm:OTN? 153
 :SYSTem:TRIGger:RECeive:ALARm:OTN <discrete> 152
 :SYSTem:TRIGger:RECeive:ALARm:SDH:PATH? 300

14 Command Index

:SYSTem:TRIGger:RECEive:ALARm:SDH:PATH <discrete> 300
:SYSTem:TRIGger:RECEive:ALARm:SDH:SECTIon? 300
:SYSTem:TRIGger:RECEive:ALARm:SDH:SECTIon <discrete> 300
:SYSTem:TRIGger:RECEive:ALARm:SDH:TCM? 301
:SYSTem:TRIGger:RECEive:ALARm:SDH:TCM <discrete> 301
:SYSTem:TRIGger:RECEive:ALARm:SDH:VCAT? 301
:SYSTem:TRIGger:RECEive:ALARm:SDH:VCAT <discrete> 301
:SYSTem:TRIGger:RECEive:ALARm:SONet:PATH? 391
:SYSTem:TRIGger:RECEive:ALARm:SONet:PATH <discrete> 391
:SYSTem:TRIGger:RECEive:ALARm:SONet:TRANSport? 391
:SYSTem:TRIGger:RECEive:ALARm:SONet:TRANSport <discrete> 390
:SYSTem:TRIGger:RECEive:ALARm:SONet:VCAT? 392
:SYSTem:TRIGger:RECEive:ALARm:SONet:VCAT <discrete> 391
:SYSTem:TRIGger:RECEive:ALARm:STANdard? 99
:SYSTem:TRIGger:RECEive:ALARm:STANdard <discrete> 99
:SYSTem:TRIGger:RECEive:ERRor:OTN? 152
:SYSTem:TRIGger:RECEive:ERRor:OTN <discrete> 152
:SYSTem:TRIGger:RECEive:ERRor:SDH:PATH? 299
:SYSTem:TRIGger:RECEive:ERRor:SDH:PATH <discrete> 299
:SYSTem:TRIGger:RECEive:ERRor:SDH:SECTIon? 299
:SYSTem:TRIGger:RECEive:ERRor:SDH:SECTIon <discrete> 299
:SYSTem:TRIGger:RECEive:ERRor:SDH:TCM? 300
:SYSTem:TRIGger:RECEive:ERRor:SDH:TCM <discrete> 299
:SYSTem:TRIGger:RECEive:ERRor:SONet:PATH? 390
:SYSTem:TRIGger:RECEive:ERRor:SONet:PATH <discrete> 390
:SYSTem:TRIGger:RECEive:ERRor:SONet:TRANSport? 390
:SYSTem:TRIGger:RECEive:ERRor:SONet:TRANSport <discrete> 390
:SYSTem:TRIGger:RECEive:ERRor:STANdard? 99
:SYSTem:TRIGger:RECEive:ERRor:STANdard <discrete> 98
:SYSTem:TRIGger:RECEive:FRAMe? 98
:SYSTem:TRIGger:RECEive:FRAMe <discrete> 98
:SYSTem:TRIGger:RECEive? 98
:SYSTem:TRIGger:RECEive <discrete> 98
:SYSTem:TRIGger:TRANsmit:FRAMe? 97
:SYSTem:TRIGger:TRANsmit:FRAMe <discrete> 97
:SYSTem:TRIGger:TRANsmit? 97
:SYSTem:TRIGger:TRANsmit <discrete> 97
:SYSTem:VERSion? 91

In This Book

This book contains the information required for the remote control of the Omniber OTN

J7230-90063



Agilent Technologies